

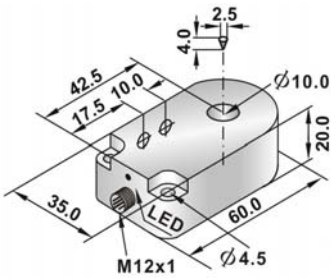
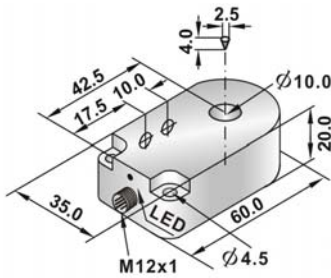


DC INDUCTIVE PROXIMITY RING SWITCH(10mm)

Diameter of Ring	10mm		10mm	
Shielded/non-Shielded	Non-Shielded		Non-Shielded	
Switching Distance, S _n mm	20mm		20mm	
Housing Material	PBT		PBT	
With LED/Without LED	With LED		With LED	
Picture				
Operating Voltage and Ripple	10-30VDC(Ripple<10%)		10-60VDC(Ripple<10%)	
Mini time Between Targets	-		-	
No Load Current	≤15mA		≤1.8mA	
Max. Load Current	200mA		100mA	
Leakge Current	≤10μA		≤1.2mA	
Surge Current	-		-	
Mini. Load Current	-		3mA	
Voltage Drop	≤1.5V at 200mA		≤6V at 100mA	
Switching Frequency	2KHz		2KHz	
Pulse Duration	-		-	
Switching Hysteresis	<15%(Sr)		<15%(Sr)	
Repeat Accuracy	<2.0%(Sr)		<2.0%(Sr)	
Protection Category	IP67		IP67	
Operating Temperature	-25 °C - +70 °C		-25 °C - +70 °C	
Temperature Drift	<10%(Sr)		<10%(Sr)	
Min. Target	Diameter 2.5mm, Length 4mm		Diameter 2.5mm, Length 4mm	
Reverse Polarity Protection	YES		YES	
Short Circuit Protection	YES		YES	
Overload Trip Point	220-280mA		120-150mA	
EMC	RFI>3V/M; EFT>1KV; ESD>4KV(contact)		RFI>3V/M; EFT>1KV; ESD>4KV(contact)	
Shock/Vibration	IEC60947-5-2 Part 7.4.1 and Part 7.4.2		IEC60947-5-2 Part 7.4.1 and Part 7.4.2	
DC 3 wire 10-30V NPN N.O.	D1P2-R1020N-OEA4	31	-	-
DC 3 wire 10-30V NPN N.C.	D1P2-R1020N-CEA4	32	-	-
DC 3 wire 10-30V PNP N.O.	D1P2-R1020P-OEA4	33	-	-
DC 3 wire 10-30V PNP N.C.	D1P2-R1020P-CEA4	34	-	-
DC 4 wire 10-30V Changeover PNP (N.O. & N.C.)	D1P2-R1020P-SEA4	36	-	-
DC 4 wire 10-30V Changeover NPN (N.O. & N.C.)	D1P2-R1020N-SEA4	35	-	-
DC 2 wire 10-60V N.O.	-	-	D4P2-R1020C-OEA4	37
DC 2 wire 10-60V N.C.	-	-	D4P2-R1020C-CEA4	38
NAMUR	-	-	-	-
-	-	-	-	-
-	-	-	-	-
-	-	-	-	-
-	-	-	-	-
-	-	-	-	-
Wiring diagram number				
Dimensions (unit: mm)				
Cable 2M (PVC)	M12 Euro-style		M12 Euro-style	
Weight	approx.50g		approx.50g	

Subject to modifications without notice

Tel: +86-755-2646 7962

Fax: +86-755-2646 7925

MSN: dfan852@hotmail.com

Web: www.mountiger.com

E-mail: sales@mountiger.com

QQ: 873764592

