

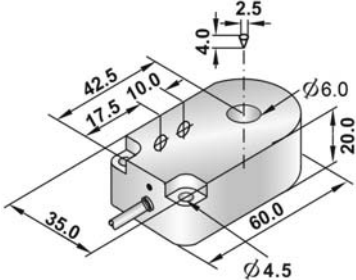
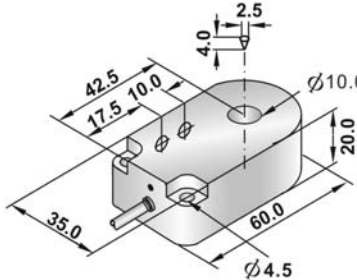


NAMUR INDUCTIVE PROXIMITY RING SWITCH(6mm & 10mm)

Diameter of Ring	6mm		10mm	
Shielded/non-Shielded	Non-Shielded		Non-Shielded	
Switching Distance, S _n mm	20mm		20mm	
Housing Material	PBT		PBT	
With LED/Without LED	With LED		With LED	
Picture				
Operating Voltage and Ripple	6-12VDC(Ripple<10%)		6-12VDC(Ripple<10%)	
Mini time Between Targets	-		-	
No Load Current	≥2.2mA (OFF); ≤0.1mA (ON)		≥2.2mA (OFF); ≤0.1mA (ON)	
Max. Load Current	-		-	
Leakge Current	-		-	
Surge Current	-		-	
Mini. Load Current	-		-	
Voltage Drop	-		-	
Switching Frequency	2KHz		2KHz	
Pulse Duration	-		-	
Switching Hysteresis	<15%(Sr)		<15%(Sr)	
Repeat Accuracy	<2.0%(Sr)		<2.0%(Sr)	
Protection Category	IP67		IP67	
Operating Temperature	-25 °C - +70 °C		-25 °C - +70 °C	
Temperature Drift	-		-	
Min. Target	Diameter 2.5mm, Length 4mm		Diameter 2.5mm, Length 4mm	
Reverse Polarity Protection	-		-	
Short Circuit Protection	-		-	
Overload Trip Point	-		-	
EMC	RFI>3V/M; EFT>1KV; ESD>4KV(contact)		RFI>3V/M; EFT>1KV; ESD>4KV(contact)	
Shock/Vibration	IEC60947-5-2 Part 7.4.1 and Part 7.4.2		IEC60947-5-2 Part 7.4.1 and Part 7.4.2	
DC 3 wire 10-30V NPN N.O.	-		-	
DC 3 wire 10-30V NPN N.C.	-		-	
DC 3 wire 10-30V PNP N.O.	-		-	
DC 3 wire 10-30V PNP N.C.	-		-	
DC 4 wire 10-30V Changeover PNP (N.O. & N.C.)	-		-	
DC 4 wire 10-30V Changeover NPN (N.O. & N.C.)	-		-	
DC 2 wire 10-60V N.O.	-		-	
DC 2 wire 10-60V N.C.	-		-	
NAMUR	D6P2-R0620-NA	21	D6P2-R1020-NA	21
	-		-	
	-		-	
	-		-	
	-		-	
	-		-	
Wiring diagram number	↑		↑	
Dimensions (unit: mm)				
Cable 2M (PVC)	4φ 3x0.15		4φ 2x0.15	
Weight	approx.97g		approx.95g	

Subject to modifications without notice

Tel: +86-755-2646 7962

Fax: +86-755-2646 7925

MSN: dfan852@hotmail.com

Web: www.mountiger.com

E-mail: sales@mountiger.com

QQ: 873764592

