

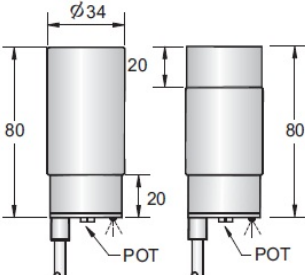
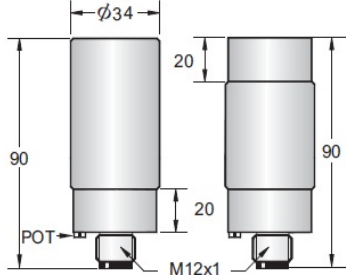


AC CAPACITIVE PROXIMITY SWITCH(φ34)

Diameter	φ34		φ34	
Shielded/non-Shielded	Shielded/ Non-Shielded		Shielded/ Non-Shielded	
Switching Distance Sn mm	2-25mm / 2-35mm adjustable		2-25mm / 2-35mm adjustable	
Housing Material	PBT RESIN		PBT RESIN	
With LED/Without LED	With LED		With LED	
Picture				
Operating Voltage	20-250VAC		20-250VAC	
No Load Current	<2.5MA		<2.5MA	
Max. Load Current	300mA		300mA	
Leakge Current	<2.5mA		<2.5mA	
Surge Current	5A		5A	
Min. Load Current	5mA		5mA	
Voltage Drop	<9VAC AT 300MA		<9VAC AT 300MA	
Switching Frequency	25HZ		25HZ	
Switching Hysteresis	<15%(sr)		<15%(sr)	
Repeat Accuracy	<5%(sr)		<5%(sr)	
Protection Category	IP67		IP67	
Operating Temperature	-25 °C - +70 °C		-25 °C - +70 °C	
Temperature Drift	<10%(sr)		<10%(sr)	
Short Circuit Protection				
Material Active Face	PBT		PBT	
DC 3 wire 10-30V NPN N.O.	-		-	
DC 3 wire 10-30V NPN N.C.	-		-	
DC 3 wire 10-30V PNP N.O.	-		-	
DC 3 wire 10-30V PNP N.C.	-		-	
DC 4 wire 10-30V Changeover PNP (N.O. & N.C.)	-		-	
DC 4 wire 10-30V Changeover NPN (N.O. & N.C.)	-		-	
DC 2 wire 10-60V N.O.	-		-	
DC 2 wire 10-60V N.C.	-		-	
DC 3 wire 10-55v NPN N.O.	-		-	
DC 3 wire 10-55v NPN N.C.	-		-	
DC 3 wire 10-55v PNP N.O.	-		-	
DC 3 wire 10-55v PNP N.C.	-		-	
AC 2 wire 20-250V N.O.	C7P1-φ3425A-O2B2 ; C7P2-φ3435A-O2B2	9	C7P1-φ3425A-OEB4 ; C7P2-φ3435A-OEB4	52
AC 2 wire 20-250V N.C.	C7P1-φ3425A-C2B2 ; C7P2-φ3435A-C2B2	10	C7P1-φ3425A-CEB4 ; C7P2-φ3435A-CEB4	52
AC 2 wire 20-250V N.O. or N.C. Changeable .	-		-	
AC/DC 2 wire 20-250V N.O.	-		-	
AC/DC 2 wire 20-250V N.C.	-		-	
AC/DC 2 wire 20-250V N.O. or N.C. Changeable	-		-	
Wiring diagram number				
Dimensions (unit: mm)				
Cable 2M (PVC)	5.8φ2x0.5		-	
Weight	approx. 248g / approx. 251g		approx. 162g	

Subject to modifications without notice

Tel: +86-755-2646 7962

Fax: +86-755-2646 7925

MSN: dfan852@hotmail.com

Web: www.mountiger.com

E-mail: sales@mountiger.com

QQ: 873764592


 Sensing the future