Mountiger

Sensing the future

- Inductive Proximity sensors
- Capacitive Proximity sensors
- Photoelectric Proximity sensors
- Ring Proximity sensors
- High Temperature Proximity sensors
- Low Temperayure Proximity sensors
- High Pressure Rated Proximity sensors

Company Profile

Shenzhen Mountiger Electronic Technology Co., Ltd. is located in Shenzhen city, Guangdong province, China, an hour away from Hong Kong via ground transport. We are committed to provide customers high-quality sensors, connectors and so on. We devote ourselves to create long-term value and potential growth for our customers.

Mountiger develops and produces thousands of specifications of industrial sensors including inductive sensors, capacitive sensors, photoelectric sensors, hall switches, magnetic switches, temperature sensor, connectors and so on. Our product are widely used in industrial equipments and automated production lines for industries such as metallurgy, steel, petroleum, chemistry, textile, tobacco, food, printing, mine, automobile and so on.

All products of Mountiger meet EN standards, directors of CE and RoHS, and have strictly passed through the testing of performance, quality, reliability and manufacturing possibilities at the design stage. We further strengthen the implementation of statistical quality control in our production process, so as to ensure top quality for the finished products.

As an advanced manufacturer of automatic products, we focus on excellent quality, reasonable price, delivery in time and service satisfied.

Innovation, Cooperation, Win-win

创新，合作，共赢

TABLE OF CONTENTS

Item	Page
INDUCTIVE PROXIMITY SENSORS	
DC ULTRA-MINI INDUCTIVE PROXIMITY SENSORS ……..	A1
DC INDUCTIVE PROXIMITY SENSORS……..	A2
AC INDUCTIVE PROXIMITY SENSORS…….	A3
AC/DC INDUCTIVE PROXIMITY SENSORS…….	A4
NAMUR INDUCTIVE PROXIMITY SENSORS……..	A5
DC METAL FACE INDUCTIVE PROXIMITY SENSORS…….	A6
AC OR AC/DC METAL FACE INDUCTIVE PROXIMITY SENSORS…….	A7
DC INDUCTIVE SENSORS WELD FIELD IMMUNE…….	A8
AC OR AC/DC INDUCTIVE SENSORS WELD FIELD IMMUNE……..	A9
ANALOG INDUCTIVE PROXIMITY SENSORS…….	A10
MIN Q SERIES INDUCTIVE PROXIMITY SENSORS…….	A11
DC HIGH TEMPERATURE INDUCTIVE PROXIMITY SENSORS…….	A12
DC HIGH PRESSURE RATED INDUCTIVE PROXIMITY SENSORS……..	A13
INDUCTIVE PROXIMITY RING SENSORS…….	A14
DC MINI-SHORT INDUCTIVE PROXIMITY SENSORS…….	A15
DC LOW TEMPERATURE INDUCTIVE PROXIMITY SENSORS…….	A16
CAPACITIVE PROXIMITY SENSORS	
DC CAPACITIVE PROXIMITY SENSORS…….	B1
AC OR AC/DC CAPACITIVE PROXIMITY SENSORS…….	B2
DC CAPACITIVE RING SENSOR…….	B3
DC HIGH TEMPERATURE CAPACITIVE PROXIMITY SENSORS…….	B4
DC LOW TEMPERATURE CAPACITIVE PROXIMITY SENSORS…….	B5
PHOTOELECTRIC SENSORS	
FM8 SERIES PHOTOELECTRIC SENSORS…….	C1
FM12 SERIES PHOTOELECTRIC SENSORS…….	C2
FM18 SERIES PHOTOELECTRIC SENSORS…….	C3
FM30 SERIES PHOTOELECTRIC SENSORS…….	C4
FP31 SERIES PHOTOELECTRIC SENSORS…….	C5
FP50 SERIES PHOTOELECTRIC SENSORS…….	C6
FP80 SERIES PHOTOELECTRIC SENSORS…….	C7
FA SERIES AREA SENSORS…….	C8
CABLES AND CONNECTORS	
CABLES AND CONNECTORS……..	D1
INDEX BY PART NUMBER…….	E1

Tel: +86-755-2646 7962 Fax: +86-755-2646 7925 MSN: dfan852@hotmail.com
Web: www.mountiger.com E-mail: sales@mountiger.com QQ: 873764592

Mountiger Sensing the future

Selection Guide for Proximity Sensors

(1)	(2)	(3)	(4)		(5)	(6)	(7)	(8)		(9)	(10)	(11)	(12)
D	1	B	1	–	M	08	02	P	–	O	3	A	2

(1) Type

D: Inductive C: Capacitive W: Weld Field Immune M: Metal Face T: High Temperature
P: Hight Pressure

(2) Operating Voltage

1: DC10-30V 2: DC5-36V 3: DC10-55V 4: DC10-60V 5: DC18-30V 6: DC6-12V
7: AC20-250V 8: AC/DC20-250V

(3) Housing Material

B: Brass S: Stainless Steel P: Plastic Housing F: PTFE Coated Brass T: PTFE Coated Plastic

(4) Mounting

1: Shielded 2: Non-shielded

(5) Shape

M: Cylindrical with Thread Q: Square ϕ: Cylindrical Smooth Body R: Ring Type

(6) Nominal Dimension

03: ϕ3mm 04: M4 or ϕ4mm 05: M5 6.5: ϕ6.5mm 08: M8 12: M12 18: M18 30: M30 34: ϕ34mm

(7) Sensing Distance (mm)

0.8: 0.8mm 01: 1mm 02: 2mm 03: 3mm 04: 4mm 08: 8mm 10: 10mm …

(8) Output Function

P: PNP N: NPN C: DC 2 Wire A: AC U: AC/DC MOSFET G: Analog NA: NAMUR

(9) Output

O: ON Action (N. O.) C: Off Action (N. C.) S: Change over (N.O.+N.C.) I: Currunt Output
A: AC or AC/DC Changeable (N.O. or N. C.) V: Voltage Output M: Currunt+Voltage Output

(10) Connection

2: 2 Wire 3: 3 Wire 4: 4 Wire 5: 5 Wire P: Pico-style Connector E: Euro-style Connector
M: Micro-style Connector Z: Mini-style Connector T: Pigtail

(11) Protection

A: Normal Body with Short Circuit Protection B: Without Short Circuit Protection
L: Long Body with Short Circuit Protection R: Mini-Short with Short Circuit Protection
S: Short Body with Short Circuit Protection

(12) Cable Length or Connector Pole Number

Cable: 2=2 meter 3=3 meter 10=10 meter
Connector: 2=2 pole 3=3 pole 4=4 pole 5=5 pole

Subject to modifications without notice

Tel: +86-755-2646 7962 Fax: +86-755-2646 7925 MSN: dfan852@hotmail.com
Web: www.mountiger.com E-mail: sales@mountiger.com QQ: 873764592

Mountiger Sensing the future

DC ULTRA-MINI INDUCTIVE PROXIMITY SWITCH

Diameter	Sn (mm)	Shielded/ non-Shielded	Housing Material	Housing Size(mm)	Terminal Version	Power	Page
φ3	0.6 mm	Shielded	stainless steel	φ3x25	Cable	10-30VDC	A1-01
φ3	0.6 mm	Shielded	stainless steel	φ3x25	Pigtail	10-30VDC	A1-01
φ3	0.8 mm	Shielded	stainless steel	φ3x25	Cable	10-30VDC	A1-02
φ3	0.8 mm	Shielded	stainless steel	φ3x25	Pigtail	10-30VDC	A1-02
φ3	1.0 mm	Shielded	stainless steel	φ3x25	Cable	10-30VDC	A1-03
φ3	1.0 mm	Shielded	stainless steel	φ3x25	Pigtail	10-30VDC	A1-03
M4	0.6 mm	Shielded	stainless steel	M4x25	Cable	10-30VDC	A1-04
M4	0.6 mm	Shielded	stainless steel	M4x25	Pigtail	10-30VDC	A1-04
M4	0.8 mm	Shielded	stainless steel	M4x25	Cable	10-30VDC	A1-05
M4	0.8 mm	Shielded	stainless steel	M4x25	Pigtail	10-30VDC	A1-05
M4	1.0 mm	Shielded	stainless steel	M4x25	Cable	10-30VDC	A1-06
M4	1.0 mm	Shielded	stainless steel	M4x25	Pigtail	10-30VDC	A1-06
φ4	0.8 mm	Shielded	stainless steel	φ4x25	Cable	10-30VDC	A1-07
φ4	0.8 mm	Shielded	stainless steel	φ4x25	Pigtail	10-30VDC	A1-07
φ4	1.0 mm	Shielded	stainless steel	φ4x25	Cable	10-30VDC	A1-08
φ4	1.0 mm	Shielded	stainless steel	φ4x25	Pigtail	10-30VDC	A1-08
φ4	1.5 mm	Shielded	stainless steel	φ4x25	Cable	10-30VDC	A1-09
φ4	1.5 mm	Shielded	stainless steel	φ4x25	Pigtail	10-30VDC	A1-09
M5	0.8 mm	Shielded	stainless steel	M5x25	Cable	10-30VDC	A1-10
M5	0.8 mm	Shielded	stainless steel	M5x25	Pigtail	10-30VDC	A1-10
M5	1.0 mm	Shielded	stainless steel	M5x25	Cable	10-30VDC	A1-11
M5	1.0 mm	Shielded	stainless steel	M5x25	Pigtail	10-30VDC	A1-11
M5	1.5 mm	Shielded	stainless steel	M5x25	Cable	10-30VDC	A1-12
M5	1.5 mm	Shielded	stainless steel	M5x25	Pigtail	10-30VDC	A1-12
M5	0.8 mm	Shielded	stainless steel	M5x28	Cable	10-30VDC	A1-13
M5	0.8 mm	Shielded	stainless steel	M5x28	Pigtail	10-30VDC	A1-13
M5	1.0 mm	Shielded	stainless steel	M5x28	Cable	10-30VDC	A1-14

DC ULTRA-MINI INDUCTIVE PROXIMITY SWITCH

Diameter	Sn (mm)	Shielded/ non-Shielded	Housing Material	Housing Size(mm)	Terminal Version	Power	Page
M5	1.0 mm	Shielded	stainless steel	M5x28	Pigtail	10-30VDC	A1-14
M5	1.5 mm	Shielded	stainless steel	M5x28	Cable	10-30VDC	A1-15
M5	1.5 mm	Shielded	stainless steel	M5x28	Pigtail	10-30VDC	A1-15
M5	0.8 mm	Shielded	stainless steel	M5x30	Cable	10-30VDC	A1-16
M5	1.0 mm	Shielded	stainless steel	M5x30	Cable	10-30VDC	A1-16
M5	1.5 mm	Shielded	stainless steel	M5x30	Cable	10-30VDC	A1-17
M5	0.8 mm	Shielded	stainless steel	M5x40	Pico-style	10-30VDC	A1-17
M5	1.0 mm	Shielded	stainless steel	M5x40	Pico-style	10-30VDC	A1-18
M5	1.5 mm	Shielded	stainless steel	M5x40	Pico-style	10-30VDC	A1-18
Q5	0.8 mm	Shielded	Nickel Plated Brass	Q5x5x26	Cable	10-30VDC	A1-19
Q5	0.8 mm	Shielded	Nickel Plated Brass	Q5x5x26	Pigtail	10-30VDC	A1-19
Q5	1.0 mm	Shielded	Nickel Plated Brass	Q5x5x26	Cable	10-30VDC	A1-20
Q5	1.0 mm	Shielded	Nickel Plated Brass	Q5x5x26	Pigtail	10-30VDC	A1-20
Q5	1.5 mm	Shielded	Nickel Plated Brass	Q5x5x26	Cable	10-30VDC	A1-21
Q5	1.5 mm	Shielded	Nickel Plated Brass	Q5x5x26	Pigtail	10-30VDC	A1-21

DC ULTRA- MINI INDUCTIVE PROXIMITY SWITCH (φ3)

Diameter	φ3		φ3	
Shielded/non-Shielded	Shielded		Shielded	
Switching Distance Sn: mm	0.6 mm		0.6 mm	
Housing Material	stainless steel		stainless steel	
With LED/Without LED	With LED		With LED	
Picture	CE		CE	
Operating Voltage	10-30VDC		10-30VDC	
Ripple	<10%		<10%	
No Load Current	<10mA		<10mA	
Max. Load Current	100mA		100mA	
Leakge Current	<0.01mA		<0.01mA	
Voltage Drop	<1.5V		<1.5V	
Switching Frequency	2KHZ		2KHZ	
Response Time	0.1ms/0.1ms		0.1ms/0.1ms	
Switching Hysteresis	<15%(Sr)		<15%(Sr)	
Repeat Accuracy	<1.0%(Sr)		<1.0%(Sr)	
Protection Category	IP67		IP67	
Operating Temperature	-25 ℃ - +70 C		-25 ℃ - +70 ℃	
Temperature Drift	<10%(Sr)		<10%(Sr)	
Short Circuit Protection	YES		YES	
Overload Trip Point	120mA		120mA	
Material Active Face	POM		POM	
DC 3 wire 10-30V NPN N.O.	D1S1-Φ030.6N-O3A2	1	D1S1-Φ030.6N-OTA3	25
DC 3 wire 10-30V NPN N.C.	D1S1-Φ030.6N-C3A2	2	D1S1-Φ030.6N-CTA3	26
DC 3 wire 10-30V PNP N.O.	D1S1-Φ030.6P-O3A2	3	D1S1-Φ030.6P-OTA3	25
DC 3 wire 10-30V PNP N.C.	D1S1-Φ030.6P-C3A2	4	D1S1-Φ030.6P-CTA3	26
DC 4 wire 10-30V Changeover PNP (N.O. & N.C.)	-		-	
DC 4 wire 10-30V Changeover NPN (N.O. & N.C.)	-		-	
DC 2 wire 10-60V N.O.	-		-	
DC 2 wire 10-60V N.C.	-		-	
DC 3 wire 10-55v NPN N.O.	-		-	
DC 3 wire 10-55v NPN N.C.	-		-	
DC 3 wire 10-55v PNP N.O.	-		-	
DC 3 wire 10-55v PNP N.C.	-		-	
DC 3 wire 5-36V PNP N.C.	-		-	
DC 3 wire 5-36V PNP N.O.	-		-	
DC 3 wire 5-36V NPN N.C.	-		-	
DC 3 wire 5-36V NPN N.O.	-		-	
DC 4 wire 5-36V Changeover PNP (N.O & N.C.)	-		-	
DC 4 wire 5-36V Changeover NPN (N.O & N.C.)	-		-	
Wiring diagram number				
Dimensions (unit: mm)	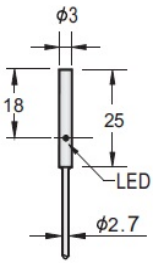		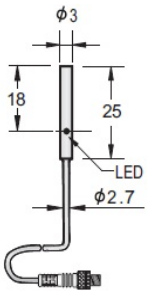	
Cable 2M (PVC)	2.3φ 3x0.15		2.3φ 3x0.15	
Weight	approx.25 g		approx.25 g	

Subject to modifications without notice

Tel: +86-755-2646 7962 Fax: +86-755-2646 7925 MSN: dfan852@hotmail.com
Web: www.mountiger.com E-mail: sales@mountiger.com QQ: 873764592

Mountiger Sensing the future

DC ULTRA- MINI INDUCTIVE PROXIMITY SWITCH (φ3)

Diameter	φ3		φ3	
Shielded/non-Shielded	Shielded		Shielded	
Switching Distance Sn: mm	0.8 mm		0.8 mm	
Housing Material	stainless steel		stainless steel	
With LED/Without LED	With LED		With LED	
Picture	CE		CE	
Operating Voltage	10-30VDC		10-30VDC	
Ripple	<10%		<10%	
No Load Current	<10mA		<10mA	
Max. Load Current	100mA		100mA	
Leakge Current	<0.01mA		<0.01mA	
Voltage Drop	<1.5V		<1.5V	
Switching Frequency	2KHZ		2KHZ	
Response Time	0.1ms/0.1ms		0.1ms/0.1ms	
Switching Hysteresis	<15%(Sr)		<15%(Sr)	
Repeat Accuracy	<1.0%(Sr)		<1.0%(Sr)	
Protection Category	IP67		IP67	
Operating Temperature	-25 ℃ - +70 C		-25 ℃ - +70 ℃	
Temperature Drift	<10%(Sr)		<10%(Sr)	
Short Circuit Protection	YES		YES	
Overload Trip Point	120mA		120mA	
Material Active Face	POM		POM	
DC 3 wire 10-30V NPN N.O.	D1S1-Φ030.8N-O3A2	1	D1S1-Φ030.8N-OTA3	25
DC 3 wire 10-30V NPN N.C.	D1S1-Φ030.8N-C3A2	2	D1S1-Φ030.8N-CTA3	26
DC 3 wire 10-30V PNP N.O.	D1S1-Φ030.8P-O3A2	3	D1S1-Φ030.8P-OTA3	25
DC 3 wire 10-30V PNP N.C.	D1S1-Φ030.8P-C3A2	4	D1S1-Φ030.8P-CTA3	26
DC 4 wire 10-30V Changeover PNP (N.O. & N.C.)	-		-	
DC 4 wire 10-30V Changeover NPN (N.O. & N.C.)	-		-	
DC 2 wire 10-60V N.O.	-		-	
DC 2 wire 10-60V N.C.	-		-	
DC 3 wire 10-55v NPN N.O.	-		-	
DC 3 wire 10-55v NPN N.C.	-		-	
DC 3 wire 10-55v PNP N.O.	-		-	
DC 3 wire 10-55v PNP N.C.	-		-	
DC 3 wire 5-36V PNP N.C.	-		-	
DC 3 wire 5-36V PNP N.O.	-		-	
DC 3 wire 5-36V NPN N.C.	-		-	
DC 3 wire 5-36V NPN N.O.	-		-	
DC 4 wire 5-36V Changeover PNP (N.O & N.C.)	-		-	
DC 4 wire 5-36V Changeover NPN (N.O & N.C.)	-		-	
Wiring diagram number				
Dimensions (unit: mm)	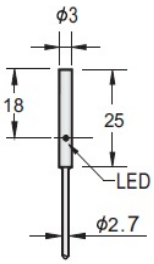		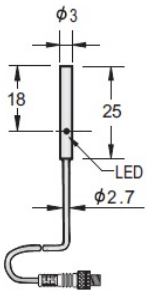	
Cable 2M (PVC)	2.3φ 3x0.15		2.3φ 3x0.15	
Weight	approx.25 g		approx.25 g	

Subject to modifications without notice

Tel: +86-755-2646 7962 Fax: +86-755-2646 7925 MSN: dfan852@hotmail.com
Web: www.mountiger.com E-mail: sales@mountiger.com QQ: 873764592

Mountiger Sensing the future

DC ULTRA- MINI INDUCTIVE PROXIMITY SWITCH (φ3)

Diameter	φ3		φ3	
Shielded/non-Shielded	Shielded		Shielded	
Switching Distance Sn: mm	1 mm		1 mm	
Housing Material	stainless steel		stainless steel	
With LED/Without LED	With LED		With LED	
Picture	CE		CE	
Operating Voltage	10-30VDC		10-30VDC	
Ripple	<10%		<10%	
No Load Current	<10mA		<10mA	
Max. Load Current	100mA		100mA	
Leakge Current	<0.01mA		<0.01mA	
Voltage Drop	<1.5V		<1.5V	
Switching Frequency	1KHZ		1KHZ	
Response Time	0.1ms/0.1ms		0.1ms/0.1ms	
Switching Hysteresis	<15%(Sr)		<15%(Sr)	
Repeat Accuracy	<1.0%(Sr)		<1.0%(Sr)	
Protection Category	IP67		IP67	
Operating Temperature	-25 ℃ - +70 C		-25 ℃ - +70 ℃	
Temperature Drift	<10%(Sr)		<10%(Sr)	
Short Circuit Protection	YES		YES	
Overload Trip Point	120mA		120mA	
Material Active Face	POM		POM	
DC 3 wire 10-30V NPN N.O.	D1S1-Φ0301N-O3A2	1	D1S1-Φ0301N-OTA3	25
DC 3 wire 10-30V NPN N.C.	D1S1-Φ0301N-C3A2	2	D1S1-Φ0301N-CTA3	26
DC 3 wire 10-30V PNP N.O.	D1S1-Φ0301P-O3A2	3	D1S1-Φ0301P-OTA3	25
DC 3 wire 10-30V PNP N.C.	D1S1-Φ0301P-C3A2	4	D1S1-Φ0301P-CTA3	26
DC 4 wire 10-30V Changeover PNP (N.O. & N.C.)	-		-	
DC 4 wire 10-30V Changeover NPN (N.O. & N.C.)	-		-	
DC 2 wire 10-60V N.O.	-		-	
DC 2 wire 10-60V N.C.	-		-	
DC 3 wire 10-55v NPN N.O.	-		-	
DC 3 wire 10-55v NPN N.C.	-		-	
DC 3 wire 10-55v PNP N.O.	-		-	
DC 3 wire 10-55v PNP N.C.	-		-	
DC 3 wire 5-36V PNP N.C.	-		-	
DC 3 wire 5-36V PNP N.O.	-		-	
DC 3 wire 5-36V NPN N.C.	-		-	
DC 3 wire 5-36V NPN N.O.	-		-	
DC 4 wire 5-36V Changeover PNP (N.O & N.C.)	-		-	
DC 4 wire 5-36V Changeover NPN (N.O & N.C.)	-		-	
Wiring diagram number				
Dimensions (unit: mm)	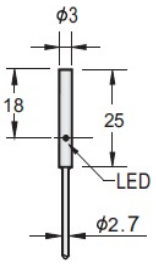		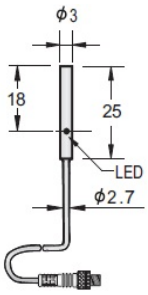	
Cable 2M (PVC)	2.3φ 3x0.15		2.3φ 3x0.15	
Weight	approx.25 g		approx.25 g	

Subject to modifications without notice

Tel: +86-755-2646 7962 Fax: +86-755-2646 7925 MSN: dfan852@hotmail.com
Web: www.mountiger.com E-mail: sales@mountiger.com QQ: 873764592

Mountiger Sensing the future

DC ULTRA- MINI INDUCTIVE PROXIMITY SWITCH (M4)

Diameter	M4		M4	
Shielded/non-Shielded	Shielded		Shielded	
Switching Distance Sn mm	0.6 mm		0.6 mm	
Housing Material	stainless steel		stainless steel	
With LED/Without LED	With LED		With LED	
Picture				
Operating Voltage	10-30VDC		10-30VDC	
Ripple	<10%		<10%	
No Load Current	<10mA		<10mA	
Max. Load Current	100mA		100mA	
Leakge Current	<0.01mA		<0.01mA	
Voltage Drop	<1.5V		<1.5V	
Switching Frequency	2KHZ		2KHZ	
Response Time	0.1ms/0.1ms		0.1ms/0.1ms	
Switching Hysteresis	<15%(Sr)		<15%(Sr)	
Repeat Accuracy	<1.0%(Sr)		<1.0%(Sr)	
Protection Category	IP67		IP67	
Operating Temperature	-25 ℃ - +70 ℃		-25 ℃ - +70 ℃	
Temperature Drift	<10%(Sr)		<10%(Sr)	
Short Circuit Protection	YES		YES	
Overload Trip Point	120mA		120mA	
Material Active Face	POM		POM	
DC 3 wire 10-30V NPN N.O.	D1S1-M040.6N-O3A2	1	D1S1-M040.6N-OTA3	25
DC 3 wire 10-30V NPN N.C.	D1S1-M040.6N-C3A2	2	D1S1-M040.6N-CTA3	26
DC 3 wire 10-30V PNP N.O.	D1S1-M040.6P-O3A2	3	D1S1-M040.6P-OTA3	25
DC 3 wire 10-30V PNP N.C.	D1S1-M040.6P-C3A2	4	D1S1-M040.6P-CTA3	26
DC 4 wire 10-30V Changeover PNP (N.O. & N.C.)	-		-	
DC 4 wire 10-30V Changeover NPN (N.O. & N.C.)	-		-	
DC 2 wire 10-60V N.O.	-		-	
DC 2 wire 10-60V N.C.	-		-	
DC 3 wire 10-55v NPN N.O.	-		-	
DC 3 wire 10-55v NPN N.C.	-		-	
DC 3 wire 10-55v PNP N.O.	-		-	
DC 3 wire 10-55v PNP N.C.	-		-	
DC 3 wire 5-36V PNP N.C.	-		-	
DC 3 wire 5-36V PNP N.O.	-		-	
DC 3 wire 5-36V NPN N.C.	-		-	
DC 3 wire 5-36V NPN N.O.	-		-	
DC 4 wire 5-36V Changeover PNP (N.O & N.C.)	-		-	
DC 4 wire 5-36V Changeover NPN (N.O & N.C.)	-		-	
Wiring diagram number				
Dimensions (unit: mm)	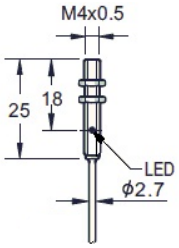		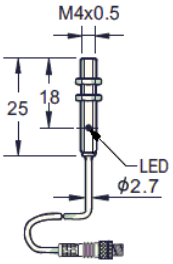	
Cable 2M (PVC)	2.3φ 3x0.15		2.3φ 3x0.15	
Weight	approx.25 g		approx.25 g	

Subject to modifications without notice

Tel: +86-755-2646 7962 Fax: +86-755-2646 7925 MSN: dfan852@hotmail.com
Web: www.mountiger.com E-mail: sales@mountiger.com QQ: 873764592

Mountiger Sensing the future

DC ULTRA- MINI INDUCTIVE PROXIMITY SWITCH (M4)

Diameter	M4		M4	
Shielded/non-Shielded	Shielded		Shielded	
Switching Distance Sn mm	0.8 mm		0.8 mm	
Housing Material	stainless steel		stainless steel	
With LED/Without LED	With LED		With LED	
Picture				
Operating Voltage	10-30VDC		10-30VDC	
Ripple	<10%		<10%	
No Load Current	<10mA		<10mA	
Max. Load Current	100mA		100mA	
Leakge Current	<0.01mA		<0.01mA	
Voltage Drop	<1.5V		<1.5V	
Switching Frequency	2KHZ		2KHZ	
Response Time	0.1ms/0.1ms		0.1ms/0.1ms	
Switching Hysteresis	<15%(Sr)		<15%(Sr)	
Repeat Accuracy	<1.0%(Sr)		<1.0%(Sr)	
Protection Category	IP67		IP67	
Operating Temperature	-25 ℃ - +70 ℃		-25 ℃ - +70 ℃	
Temperature Drift	<10%(Sr)		<10%(Sr)	
Short Circuit Protection	YES		YES	
Overload Trip Point	120mA		120mA	
Material Active Face	POM		POM	
DC 3 wire 10-30V NPN N.O.	D1S1-M040.8N-O3A2	1	D1S1-M040.8N-OTA3	25
DC 3 wire 10-30V NPN N.C.	D1S1-M040.8N-C3A2	2	D1S1-M040.8N-CTA3	26
DC 3 wire 10-30V PNP N.O.	D1S1-M040.8P-O3A2	3	D1S1-M040.8P-OTA3	25
DC 3 wire 10-30V PNP N.C.	D1S1-M040.8P-C3A2	4	D1S1-M040.8P-CTA3	26
DC 4 wire 10-30V Changeover PNP (N.O. & N.C.)	-		-	
DC 4 wire 10-30V Changeover NPN (N.O. & N.C.)	-		-	
DC 2 wire 10-60V N.O.	-		-	
DC 2 wire 10-60V N.C.	-		-	
DC 3 wire 10-55v NPN N.O.	-		-	
DC 3 wire 10-55v NPN N.C.	-		-	
DC 3 wire 10-55v PNP N.O.	-		-	
DC 3 wire 10-55v PNP N.C.	-		-	
DC 3 wire 5-36V PNP N.C.	-		-	
DC 3 wire 5-36V PNP N.O.	-		-	
DC 3 wire 5-36V NPN N.C.	-		-	
DC 3 wire 5-36V NPN N.O.	-		-	
DC 4 wire 5-36V Changeover PNP (N.O & N.C.)	-		-	
DC 4 wire 5-36V Changeover NPN (N.O & N.C.)	-		-	
Wiring diagram number				
Dimensions (unit: mm)	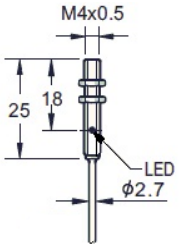		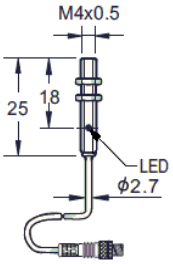	
Cable 2M (PVC)	2.3φ 3x0.15		2.3φ 3x0.15	
Weight	approx.25 g		approx.25 g	

Subject to modifications without notice

Tel: +86-755-2646 7962 Fax: +86-755-2646 7925 MSN: dfan852@hotmail.com
Web: www.mountiger.com E-mail: sales@mountiger.com QQ: 873764592

Mountiger Sensing the future

DC ULTRA- MINI INDUCTIVE PROXIMITY SWITCH (M4)

Diameter	M4		M4	
Shielded/non-Shielded	Shielded		Shielded	
Switching Distance Sn mm	0.6 mm		0.6 mm	
Housing Material	stainless steel		stainless steel	
With LED/Without LED	With LED		With LED	
Picture				
Operating Voltage	10-30VDC		10-30VDC	
Ripple	<10%		<10%	
No Load Current	<10mA		<10mA	
Max. Load Current	100mA		100mA	
Leakge Current	<0.01mA		<0.01mA	
Voltage Drop	<1.5V		<1.5V	
Switching Frequency	2KHZ		2KHZ	
Response Time	0.1ms/0.1ms		0.1ms/0.1ms	
Switching Hysteresis	<15%(Sr)		<15%(Sr)	
Repeat Accuracy	<1.0%(Sr)		<1.0%(Sr)	
Protection Category	IP67		IP67	
Operating Temperature	-25 ℃ - +70 ℃		-25 ℃ - +70 ℃	
Temperature Drift	<10%(Sr)		<10%(Sr)	
Short Circuit Protection	YES		YES	
Overload Trip Point	120mA		120mA	
Material Active Face	POM		POM	
DC 3 wire 10-30V NPN N.O.	D1S1-M0401N-O3A2	1	D1S1-M0401N-OTA3	25
DC 3 wire 10-30V NPN N.C.	D1S1-M0401N-C3A2	2	D1S1-M0401N-CTA3	26
DC 3 wire 10-30V PNP N.O.	D1S1-M0401P-O3A2	3	D1S1-M0401P-OTA3	25
DC 3 wire 10-30V PNP N.C.	D1S1-M0401P-C3A2	4	D1S1-M0401P-CTA3	26
DC 4 wire 10-30V Changeover PNP (N.O. & N.C.)	-		-	
DC 4 wire 10-30V Changeover NPN (N.O. & N.C.)	-		-	
DC 2 wire 10-60V N.O.	-		-	
DC 2 wire 10-60V N.C.	-		-	
DC 3 wire 10-55v NPN N.O.	-		-	
DC 3 wire 10-55v NPN N.C.	-		-	
DC 3 wire 10-55v PNP N.O.	-		-	
DC 3 wire 10-55v PNP N.C.	-		-	
DC 3 wire 5-36V PNP N.C.	-		-	
DC 3 wire 5-36V PNP N.O.	-		-	
DC 3 wire 5-36V NPN N.C.	-		-	
DC 3 wire 5-36V NPN N.O.	-		-	
DC 4 wire 5-36V Changeover PNP (N.O & N.C.)	-		-	
DC 4 wire 5-36V Changeover NPN (N.O & N.C.)	-		-	
Wiring diagram number				
Dimensions (unit: mm)	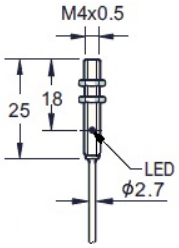		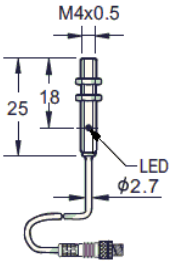	
Cable 2M (PVC)	2.3φ 3x0.15		2.3φ 3x0.15	
Weight	approx.25 g		approx.25 g	

Subject to modifications without notice

Tel: +86-755-2646 7962 Fax: +86-755-2646 7925 MSN: dfan852@hotmail.com
Web: www.mountiger.com E-mail: sales@mountiger.com QQ: 873764592

Mountiger Sensing the future

DC ULTRA- MINI INDUCTIVE PROXIMITY SWITCH (φ4)

Diameter	φ4		φ4	
Shielded/non-Shielded	Shielded		Shielded	
Switching Distance Sn mm	0.8 mm		0.8 mm	
Housing Material	stainless steel		stainless steel	
With LED/Without LED	With LED		With LED	
Picture				
Operating Voltage	10-30VDC		10-30VDC	
Ripple	<10%		<10%	
No Load Current	<10mA		<10mA	
Max. Load Current	200mA		200mA	
Leakge Current	<0.01mA		<0.01mA	
Voltage Drop	<1.5V		<1.5V	
Switching Frequency	2KHZ		2KHZ	
Response Time	0.1ms/0.1ms		0.1ms/0.1ms	
Switching Hysteresis	<15%(Sr)		<15%(Sr)	
Repeat Accuracy	<1.0%(Sr)		<1.0%(Sr)	
Protection Category	IP67		IP67	
Operating Temperature	-25 ℃ - +70 ℃		-25 ℃ - +70 ℃	
Temperature Drift	<10%(Sr)		<10%(Sr)	
Short Circuit Protection	YES		YES	
Overload Trip Point	200mA		200mA	
Material Active Face	POM		POM	
DC 3 wire 10-30V NPN N.O.	D1S1-Φ040.8N-O3A2	1	D1S1-Φ040.8N-OTA3	25
DC 3 wire 10-30V NPN N.C.	D1S1-Φ040.8N-C3A2	2	D1S1-Φ040.8N-CTA3	26
DC 3 wire 10-30V PNP N.O.	D1S1-Φ040.8P-O3A2	3	D1S1-Φ040.8P-OTA3	25
DC 3 wire 10-30V PNP N.C.	D1S1-Φ040.8P-C3A2	4	D1S1-Φ040.8P-CTA3	26
DC 4 wire 10-30V Changeover PNP (N.O. & N.C.)	-		-	
DC 4 wire 10-30V Changeover NPN (N.O. & N.C.)	-		-	
DC 2 wire 10-60V N.O.	-		-	
DC 2 wire 10-60V N.C.	-		-	
DC 3 wire 10-55v NPN N.O.	-		-	
DC 3 wire 10-55v NPN N.C.	-		-	
DC 3 wire 10-55v PNP N.O.	-		-	
DC 3 wire 10-55v PNP N.C.	-		-	
DC 3 wire 5-36V PNP N.C.	-		-	
DC 3 wire 5-36V PNP N.O.	-		-	
DC 3 wire 5-36V NPN N.C.	-		-	
DC 3 wire 5-36V NPN N.O.	-		-	
DC 4 wire 5-36V Changeover PNP (N.O & N.C.)	-		-	
DC 4 wire 5-36V Changeover NPN (N.O & N.C.)	-		-	
Wiring diagram number				
Dimensions (unit: mm)	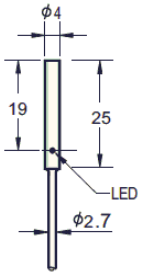		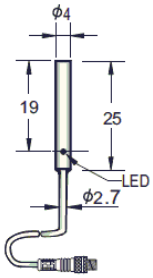	
Cable 2M (PVC)	2.7φ 3x0.15		2.7φ 3x0.15	
Weight	approx.25 g		approx.25 g	

Subject to modifications without notice

Tel: +86-755-2646 7962 Fax: +86-755-2646 7925 MSN: dfan852@hotmail.com
Web: www.mountiger.com E-mail: sales@mountiger.com QQ: 873764592

Mountiger Sensing the future

DC ULTRA- MINI INDUCTIVE PROXIMITY SWITCH (φ4)

Diameter	φ4		φ4	
Shielded/non-Shielded	Shielded		Shielded	
Switching Distance Sn mm	1 mm		1 mm	
Housing Material	stainless steel		stainless steel	
With LED/Without LED	With LED		With LED	
Picture				
Operating Voltage	10-30VDC		10-30VDC	
Ripple	<10%		<10%	
No Load Current	<10mA		<10mA	
Max. Load Current	200mA		200mA	
Leakge Current	<0.01mA		<0.01mA	
Voltage Drop	<1.5V		<1.5V	
Switching Frequency	2KHZ		2KHZ	
Response Time	0.1ms/0.1ms		0.1ms/0.1ms	
Switching Hysteresis	<15%(Sr)		<15%(Sr)	
Repeat Accuracy	<1.0%(Sr)		<1.0%(Sr)	
Protection Category	IP67		IP67	
Operating Temperature	-25 ℃ - +70 ℃		-25 ℃ - +70 ℃	
Temperature Drift	<10%(Sr)		<10%(Sr)	
Short Circuit Protection	YES		YES	
Overload Trip Point	200mA		200mA	
Material Active Face	POM		POM	
DC 3 wire 10-30V NPN N.O.	D1S1-Φ0401N-O3A2	1	D1S1-Φ0401N-OTA3	25
DC 3 wire 10-30V NPN N.C.	D1S1-Φ0401N-C3A2	2	D1S1-Φ0401N-CTA3	26
DC 3 wire 10-30V PNP N.O.	D1S1-Φ0401P-O3A2	3	D1S1-Φ0401P-OTA3	25
DC 3 wire 10-30V PNP N.C.	D1S1-Φ0401P-C3A2	4	D1S1-Φ0401P-CTA3	26
DC 4 wire 10-30V Changeover PNP (N.O. & N.C.)	-		-	
DC 4 wire 10-30V Changeover NPN (N.O. & N.C.)	-		-	
DC 2 wire 10-60V N.O.	-		-	
DC 2 wire 10-60V N.C.	-		-	
DC 3 wire 10-55v NPN N.O.	-		-	
DC 3 wire 10-55v NPN N.C.	-		-	
DC 3 wire 10-55v PNP N.O.	-		-	
DC 3 wire 10-55v PNP N.C.	-		-	
DC 3 wire 5-36V PNP N.C.	-		-	
DC 3 wire 5-36V PNP N.O.	-		-	
DC 3 wire 5-36V NPN N.C.	-		-	
DC 3 wire 5-36V NPN N.O.	-		-	
DC 4 wire 5-36V Changeover PNP (N.O & N.C.)	-		-	
DC 4 wire 5-36V Changeover NPN (N.O & N.C.)	-		-	
Wiring diagram number				
Dimensions (unit: mm)	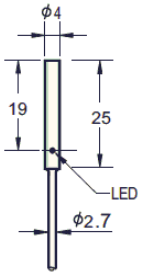		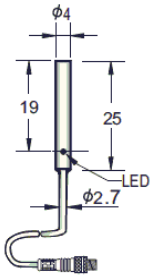	
Cable 2M (PVC)	2.7φ 3x0.15		2.7φ 3x0.15	
Weight	approx.25 g		approx.25 g	

Subject to modifications without notice

Tel: +86-755-2646 7962 Fax: +86-755-2646 7925 MSN: dfan852@hotmail.com
Web: www.mountiger.com E-mail: sales@mountiger.com QQ: 873764592

Mountiger Sensing the future

DC ULTRA- MINI INDUCTIVE PROXIMITY SWITCH (φ4)

Diameter	φ4		φ4	
Shielded/non-Shielded	Shielded		Shielded	
Switching Distance Sn mm	1.5 mm		1.5 mm	
Housing Material	stainless steel		stainless steel	
With LED/Without LED	With LED		With LED	
Picture				
Operating Voltage	10-30VDC		10-30VDC	
Ripple	<10%		<10%	
No Load Current	<10mA		<10mA	
Max. Load Current	200mA		200mA	
Leakge Current	<0.01mA		<0.01mA	
Voltage Drop	<1.5V		<1.5V	
Switching Frequency	2KHZ		2KHZ	
Response Time	0.1ms/0.1ms		0.1ms/0.1ms	
Switching Hysteresis	<15%(Sr)		<15%(Sr)	
Repeat Accuracy	<1.0%(Sr)		<1.0%(Sr)	
Protection Category	IP67		IP67	
Operating Temperature	-25 ℃ - +70 ℃		-25 ℃ - +70 ℃	
Temperature Drift	<10%(Sr)		<10%(Sr)	
Short Circuit Protection	YES		YES	
Overload Trip Point	200mA		200mA	
Material Active Face	POM		POM	
DC 3 wire 10-30V NPN N.O.	D1S1-Φ041.5N-O3A2	1	D1S1-Φ041.5N-OTA3	25
DC 3 wire 10-30V NPN N.C.	D1S1-Φ041.5N-C3A2	2	D1S1-Φ041.5N-CTA3	26
DC 3 wire 10-30V PNP N.O.	D1S1-Φ041.5P-O3A2	3	D1S1-Φ041.5P-OTA3	25
DC 3 wire 10-30V PNP N.C.	D1S1-Φ041.5P-C3A2	4	D1S1-Φ041.5P-CTA3	26
DC 4 wire 10-30V Changeover PNP (N.O. & N.C.)	-		-	
DC 4 wire 10-30V Changeover NPN (N.O. & N.C.)	-		-	
DC 2 wire 10-60V N.O.	-		-	
DC 2 wire 10-60V N.C.	-		-	
DC 3 wire 10-55v NPN N.O.	-		-	
DC 3 wire 10-55v NPN N.C.	-		-	
DC 3 wire 10-55v PNP N.O.	-		-	
DC 3 wire 10-55v PNP N.C.	-		-	
DC 3 wire 5-36V PNP N.C.	-		-	
DC 3 wire 5-36V PNP N.O.	-		-	
DC 3 wire 5-36V NPN N.C.	-		-	
DC 3 wire 5-36V NPN N.O.	-		-	
DC 4 wire 5-36V Changeover PNP (N.O & N.C.)	-		-	
DC 4 wire 5-36V Changeover NPN (N.O & N.C.)	-		-	
Wiring diagram number				
Dimensions (unit: mm)	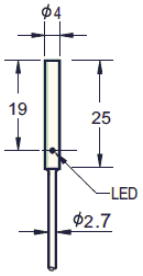		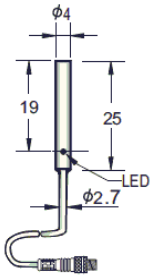	
Cable 2M (PVC)	2.7φ 3x0.15		2.7φ 3x0.15	
Weight	approx.25 g		approx.25 g	

Subject to modifications without notice

Tel: +86-755-2646 7962 Fax: +86-755-2646 7925 MSN: dfan852@hotmail.com
Web: www.mountiger.com E-mail: sales@mountiger.com QQ: 873764592

Mountiger Sensing the future

DC ULTRA- MINI INDUCTIVE PROXIMITY SWITCH (M5)

Diameter	M5		M5	
Shielded/non-Shielded	Shielded		Shielded	
Switching Distance Sn mm	0.8 mm		0.8 mm	
Housing Material	stainless steel		stainless steel	
With LED/Without LED	With LED		With LED	
Picture				
Operating Voltage	10-30VDC		10-30VDC	
Ripple	<10%		<10%	
No Load Current	<10mA		<10mA	
Max. Load Current	200mA		200mA	
Leakge Current	<0.01mA		<0.01mA	
Voltage Drop	<1.5V		<1.5V	
Switching Frequency	2KHZ		2KHZ	
Response Time	0.1ms/0.1ms		0.1ms/0.1ms	
Switching Hysteresis	<15%(Sr)		<15%(Sr)	
Repeat Accuracy	<1.0%(Sr)		<1.0%(Sr)	
Protection Category	IP67		IP67	
Operating Temperature	-25 ℃ - +70 ℃		-25 ℃ - +70 ℃	
Temperature Drift	<10%(Sr)		<10%(Sr)	
Short Circuit Protection	YES		YES	
Overload Trip Point	200mA		220MA	
Material Active Face	POM		POM	
DC 3 wire 10-30V NPN N.O.	D1S1-M050.8N-O3S2	1	D1S1-M050.8N-OTS3	25
DC 3 wire 10-30V NPN N.C.	D1S1-M050.8N-C3S2	2	D1S1-M050.8N-CTS3	26
DC 3 wire 10-30V PNP N.O.	D1S1-M050.8P-O3S2	3	D1S1-M050.8P-OTS3	25
DC 3 wire 10-30V PNP N.C.	D1S1-M050.8P-C3S2	4	D1S1-M050.8P-CTS3	26
DC 4 wire 10-30V Changeover PNP (N.O. & N.C.)	-		-	
DC 4 wire 10-30V Changeover NPN (N.O. & N.C.)	-		-	
DC 2 wire 10-60V N.O.	-		-	
DC 2 wire 10-60V N.C.	-		-	
DC 3 wire 10-55v NPN N.O.	-		-	
DC 3 wire 10-55v NPN N.C.	-		-	
DC 3 wire 10-55v PNP N.O.	-		-	
DC 3 wire 10-55v PNP N.C.	-		-	
DC 3 wire 5-36V PNP N.C.	-		-	
DC 3 wire 5-36V PNP N.O.	-		-	
DC 3 wire 5-36V NPN N.C.	-		-	
DC 3 wire 5-36V NPN N.O.	-		-	
DC 4 wire 5-36V Changeover PNP (N.O & N.C.)	-		-	
DC 4 wire 5-36V Changeover NPN (N.O & N.C.)	-		-	
Wiring diagram number				
Dimensions (unit: mm)	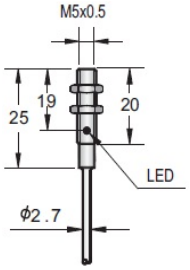		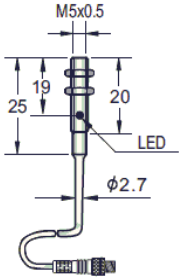	
Cable 2M (PVC)	2.7φ 3x0.15		2.7φ 3x0.15	
Weight	approx.25 g		approx.25 g	

Subject to modifications without notice

Tel: +86-755-2646 7962 Fax: +86-755-2646 7925 MSN: dfan852@hotmail.com
Web: www.mountiger.com E-mail: sales@mountiger.com QQ: 873764592

Mountiger Sensing the future

DC ULTRA- MINI INDUCTIVE PROXIMITY SWITCH (M5)

Diameter	M5		M5	
Shielded/non-Shielded	Shielded		Shielded	
Switching Distance Sn mm	1.0 mm		1.0 mm	
Housing Material	stainless steel		stainless steel	
With LED/Without LED	With LED		With LED	
Picture				
Operating Voltage	10-30VDC		10-30VDC	
Ripple	<10%		<10%	
No Load Current	<10mA		<10mA	
Max. Load Current	200mA		200mA	
Leakge Current	<0.01mA		<0.01mA	
Voltage Drop	<1.5V		<1.5V	
Switching Frequency	2KHZ		2KHZ	
Response Time	0.1ms/0.1ms		0.1ms/0.1ms	
Switching Hysteresis	<15%(Sr)		<15%(Sr)	
Repeat Accuracy	<1.0%(Sr)		<1.0%(Sr)	
Protection Category	IP67		IP67	
Operating Temperature	-25 ℃ - +70 ℃		-25 ℃ - +70 ℃	
Temperature Drift	<10%(Sr)		<10%(Sr)	
Short Circuit Protection	YES		YES	
Overload Trip Point	200mA		220MA	
Material Active Face	POM		POM	
DC 3 wire 10-30V NPN N.O.	D1S1-M0501N-O3S2	1	D1S1-M0501N-OTS3	25
DC 3 wire 10-30V NPN N.C.	D1S1-M0501N-C3S2	2	D1S1-M0501N-CTS3	26
DC 3 wire 10-30V PNP N.O.	D1S1-M0501P-O3S2	3	D1S1-M0501P-OTS3	25
DC 3 wire 10-30V PNP N.C.	D1S1-M0501P-C3S2	4	D1S1-M0501P-CTS3	26
DC 4 wire 10-30V Changeover PNP (N.O. & N.C.)	-		-	
DC 4 wire 10-30V Changeover NPN (N.O. & N.C.)	-		-	
DC 2 wire 10-60V N.O.	-		-	
DC 2 wire 10-60V N.C.	-		-	
DC 3 wire 10-55v NPN N.O.	-		-	
DC 3 wire 10-55v NPN N.C.	-		-	
DC 3 wire 10-55v PNP N.O.	-		-	
DC 3 wire 10-55v PNP N.C.	-		-	
DC 3 wire 5-36V PNP N.C.	-		-	
DC 3 wire 5-36V PNP N.O.	-		-	
DC 3 wire 5-36V NPN N.C.	-		-	
DC 3 wire 5-36V NPN N.O.	-		-	
DC 4 wire 5-36V Changeover PNP (N.O & N.C.)	-		-	
DC 4 wire 5-36V Changeover NPN (N.O & N.C.)	-		-	
Wiring diagram number				
Dimensions (unit: mm)	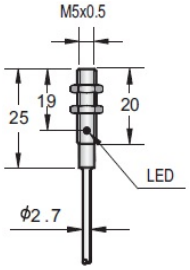		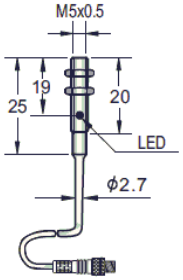	
Cable 2M (PVC)	2.7φ 3x0.15		2.7φ 3x0.15	
Weight	approx.25 g		approx.25 g	

Subject to modifications without notice

Tel: +86-755-2646 7962 Fax: +86-755-2646 7925 MSN: dfan852@hotmail.com
Web: www.mountiger.com E-mail: sales@mountiger.com QQ: 873764592

Mountiger Sensing the future

DC ULTRA- MINI INDUCTIVE PROXIMITY SWITCH (M5)

Diameter	M5		M5	
Shielded/non-Shielded	Shielded		Shielded	
Switching Distance Sn mm	1.5 mm		1.5 mm	
Housing Material	stainless steel		stainless steel	
With LED/Without LED	With LED		With LED	
Picture				
Operating Voltage	10-30VDC		10-30VDC	
Ripple	<10%		<10%	
No Load Current	<10mA		<10mA	
Max. Load Current	200mA		200mA	
Leakge Current	<0.01mA		<0.01mA	
Voltage Drop	<1.5V		<1.5V	
Switching Frequency	2KHZ		2KHZ	
Response Time	0.1ms/0.1ms		0.1ms/0.1ms	
Switching Hysteresis	<15%(Sr)		<15%(Sr)	
Repeat Accuracy	<1.0%(Sr)		<1.0%(Sr)	
Protection Category	IP67		IP67	
Operating Temperature	-25 ℃ - +70 ℃		-25 ℃ - +70 ℃	
Temperature Drift	<10%(Sr)		<10%(Sr)	
Short Circuit Protection	YES		YES	
Overload Trip Point	200mA		220MA	
Material Active Face	POM		POM	
DC 3 wire 10-30V NPN N.O.	D1S1-M051.5N-O3S2	1	D1S1-M051.5N-OTS3	25
DC 3 wire 10-30V NPN N.C.	D1S1-M051.5N-C3S2	2	D1S1-M051.5N-CTS3	26
DC 3 wire 10-30V PNP N.O.	D1S1-M051.5P-O3S2	3	D1S1-M051.5P-OTS3	25
DC 3 wire 10-30V PNP N.C.	D1S1-M051.5P-C3S2	4	D1S1-M051.5P-CTS3	26
DC 4 wire 10-30V Changeover PNP (N.O. & N.C.)	-		-	
DC 4 wire 10-30V Changeover NPN (N.O. & N.C.)	-		-	
DC 2 wire 10-60V N.O.	-		-	
DC 2 wire 10-60V N.C.	-		-	
DC 3 wire 10-55v NPN N.O.	-		-	
DC 3 wire 10-55v NPN N.C.	-		-	
DC 3 wire 10-55v PNP N.O.	-		-	
DC 3 wire 10-55v PNP N.C.	-		-	
DC 3 wire 5-36V PNP N.C.	-		-	
DC 3 wire 5-36V PNP N.O.	-		-	
DC 3 wire 5-36V NPN N.C.	-		-	
DC 3 wire 5-36V NPN N.O.	-		-	
DC 4 wire 5-36V Changeover PNP (N.O & N.C.)	-		-	
DC 4 wire 5-36V Changeover NPN (N.O & N.C.)	-		-	
Wiring diagram number				
Dimensions (unit: mm)	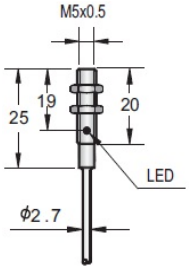		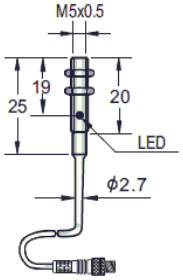	
Cable 2M (PVC)	2.7φ 3x0.15		2.7φ 3x0.15	
Weight	approx.25 g		approx.25 g	

Subject to modifications without notice

Tel: +86-755-2646 7962 Fax: +86-755-2646 7925 MSN: dfan852@hotmail.com
Web: www.mountiger.com E-mail: sales@mountiger.com QQ: 873764592

Mountiger Sensing the future

DC ULTRA- MINI INDUCTIVE PROXIMITY SWITCH (M5)

Diameter	M5		M5	
Shielded/non-Shielded	Shielded		Shielded	
Switching Distance Sn mm	0.8 mm		0.8 mm	
Housing Material	stainless steel		stainless steel	
With LED/Without LED	With LED		With LED	
Picture				
Operating Voltage	10-30VDC		10-30VDC	
Ripple	<10%		<10%	
No Load Current	<10mA		<10mA	
Max. Load Current	200mA		100mA	
Leakge Current	<0.01mA		<0.01mA	
Voltage Drop	<1.5V		<1.5V	
Switching Frequency	2KHZ		2KHZ	
Response Time	0.1ms/0.1ms		0.1ms/0.1ms	
Switching Hysteresis	<15%(Sr)		<15%(Sr)	
Repeat Accuracy	<1.0%(Sr)		<1.0%(Sr)	
Protection Category	IP67		IP67	
Operating Temperature	-25 ℃ - +70 ℃		-25 ℃ - +70 ℃	
Temperature Drift	<10%(Sr)		<10%(Sr)	
Short Circuit Protection	YES		YES	
Overload Trip Point	200mA		-	
Material Active Face	POM		POM	
DC 3 wire 10-30V NPN N.O.	D1S1-M050.8N-O3A2	1	D1S1-M050.8N-OTA3	25
DC 3 wire 10-30V NPN N.C.	D1S1-M050.8N-C3A2	2	D1S1-M050.8N-CTA3	26
DC 3 wire 10-30V PNP N.O.	D1S1-M050.8P-O3A2	3	D1S1-M050.8P-OTA3	25
DC 3 wire 10-30V PNP N.C.	D1S1-M050.8P-C3A2	4	D1S1-M050.8P-CTA3	26
DC 4 wire 10-30V Changeover PNP (N.O. & N.C.)	-		-	
DC 4 wire 10-30V Changeover NPN (N.O. & N.C.)	-		-	
DC 2 wire 10-60V N.O.	-		-	
DC 2 wire 10-60V N.C.	-		-	
DC 3 wire 10-55v NPN N.O.	-		-	
DC 3 wire 10-55v NPN N.C.	-		-	
DC 3 wire 10-55v PNP N.O.	-		-	
DC 3 wire 10-55v PNP N.C.	-		-	
DC 3 wire 5-36V PNP N.C.	-		-	
DC 3 wire 5-36V PNP N.O.	-		-	
DC 3 wire 5-36V NPN N.C.	-		-	
DC 3 wire 5-36V NPN N.O.	-		-	
DC 4 wire 5-36V Changeover PNP (N.O & N.C.)	-		-	
DC 4 wire 5-36V Changeover NPN (N.O & N.C.)	-		-	
Wiring diagram number				
Dimensions (unit: mm)	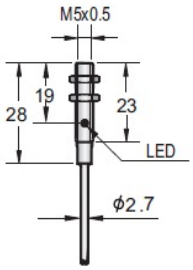		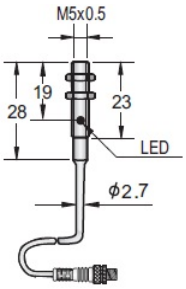	
Cable 2M (PVC)	2.7φ 3x0.15		2.7φ 3x0.15	
Weight	approx.25 g		approx.25 g	

Subject to modifications without notice

Tel: +86-755-2646 7962 Fax: +86-755-2646 7925 MSN: dfan852@hotmail.com
Web: www.mountiger.com E-mail: sales@mountiger.com QQ: 873764592

Mountiger Sensing the future

DC ULTRA- MINI INDUCTIVE PROXIMITY SWITCH (M5)

Diameter	M5		M5	
Shielded/non-Shielded	Shielded		Shielded	
Switching Distance Sn mm	1.0 mm		1.0 mm	
Housing Material	stainless steel		stainless steel	
With LED/Without LED	With LED		With LED	
Picture				
Operating Voltage	10-30VDC		10-30VDC	
Ripple	<10%		<10%	
No Load Current	<10mA		<10mA	
Max. Load Current	200mA		100mA	
Leakge Current	<0.01mA		<0.01mA	
Voltage Drop	<1.5V		<1.5V	
Switching Frequency	2KHZ		2KHZ	
Response Time	0.1ms/0.1ms		0.1ms/0.1ms	
Switching Hysteresis	<15%(Sr)		<15%(Sr)	
Repeat Accuracy	<1.0%(Sr)		<1.0%(Sr)	
Protection Category	IP67		IP67	
Operating Temperature	-25 ℃ - +70 ℃		-25 ℃ - +70 ℃	
Temperature Drift	<10%(Sr)		<10%(Sr)	
Short Circuit Protection	YES		YES	
Overload Trip Point	200mA		-	
Material Active Face	POM		POM	
DC 3 wire 10-30V NPN N.O.	D1S1-M0501N-O3A2	1	D1S1-M0501N-OTA3	25
DC 3 wire 10-30V NPN N.C.	D1S1-M0501N-C3A2	2	D1S1-M0501N-CTA3	26
DC 3 wire 10-30V PNP N.O.	D1S1-M0501P-O3A2	3	D1S1-M0501P-OTA3	25
DC 3 wire 10-30V PNP N.C.	D1S1-M0501P-C3A2	4	D1S1-M0501P-CTA3	26
DC 4 wire 10-30V Changeover PNP (N.O. & N.C.)	-		-	
DC 4 wire 10-30V Changeover NPN (N.O. & N.C.)	-		-	
DC 2 wire 10-60V N.O.	-		-	
DC 2 wire 10-60V N.C.	-		-	
DC 3 wire 10-55v NPN N.O.	-		-	
DC 3 wire 10-55v NPN N.C.	-		-	
DC 3 wire 10-55v PNP N.O.	-		-	
DC 3 wire 10-55v PNP N.C.	-		-	
DC 3 wire 5-36V PNP N.C.	-		-	
DC 3 wire 5-36V PNP N.O.	-		-	
DC 3 wire 5-36V NPN N.C.	-		-	
DC 3 wire 5-36V NPN N.O.	-		-	
DC 4 wire 5-36V Changeover PNP (N.O & N.C.)	-		-	
DC 4 wire 5-36V Changeover NPN (N.O & N.C.)	-		-	
Wiring diagram number				
Dimensions (unit: mm)	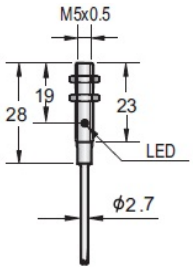		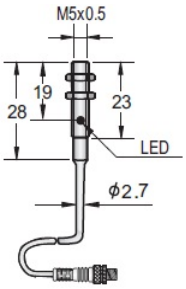	
Cable 2M (PVC)	2.7φ 3x0.15		2.7φ 3x0.15	
Weight	approx.25 g		approx.25 g	

Subject to modifications without notice

Tel: +86-755-2646 7962 Fax: +86-755-2646 7925 MSN: dfan852@hotmail.com
Web: www.mountiger.com E-mail: sales@mountiger.com QQ: 873764592

Mountiger Sensing the future

DC ULTRA- MINI INDUCTIVE PROXIMITY SWITCH (M5)

Diameter	M5		M5	
Shielded/non-Shielded	Shielded		Shielded	
Switching Distance Sn mm	1.5 mm		1.5 mm	
Housing Material	stainless steel		stainless steel	
With LED/Without LED	With LED		With LED	
Picture				
Operating Voltage	10-30VDC		10-30VDC	
Ripple	<10%		<10%	
No Load Current	<10mA		<10mA	
Max. Load Current	200mA		100mA	
Leakge Current	<0.01mA		<0.01mA	
Voltage Drop	<1.5V		<1.5V	
Switching Frequency	2KHZ		2KHZ	
Response Time	0.1ms/0.1ms		0.1ms/0.1ms	
Switching Hysteresis	<15%(Sr)		<15%(Sr)	
Repeat Accuracy	<1.0%(Sr)		<1.0%(Sr)	
Protection Category	IP67		IP67	
Operating Temperature	-25 ℃ - +70 ℃		-25 ℃ - +70 ℃	
Temperature Drift	<10%(Sr)		<10%(Sr)	
Short Circuit Protection	YES		YES	
Overload Trip Point	200mA		-	
Material Active Face	POM		POM	
DC 3 wire 10-30V NPN N.O.	D1S1-M051.5N-O3A2	1	D1S1-M051.5N-OTA3	25
DC 3 wire 10-30V NPN N.C.	D1S1-M051.5N-C3A2	2	D1S1-M051.5N-CTA3	26
DC 3 wire 10-30V PNP N.O.	D1S1-M051.5P-O3A2	3	D1S1-M051.5P-OTA3	25
DC 3 wire 10-30V PNP N.C.	D1S1-M051.5P-C3A2	4	D1S1-M051.5P-CTA3	26
DC 4 wire 10-30V Changeover PNP (N.O. & N.C.)	-		-	
DC 4 wire 10-30V Changeover NPN (N.O. & N.C.)	-		-	
DC 2 wire 10-60V N.O.	-		-	
DC 2 wire 10-60V N.C.	-		-	
DC 3 wire 10-55v NPN N.O.	-		-	
DC 3 wire 10-55v NPN N.C.	-		-	
DC 3 wire 10-55v PNP N.O.	-		-	
DC 3 wire 10-55v PNP N.C.	-		-	
DC 3 wire 5-36V PNP N.C.	-		-	
DC 3 wire 5-36V PNP N.O.	-		-	
DC 3 wire 5-36V NPN N.C.	-		-	
DC 3 wire 5-36V NPN N.O.	-		-	
DC 4 wire 5-36V Changeover PNP (N.O & N.C.)	-		-	
DC 4 wire 5-36V Changeover NPN (N.O & N.C.)	-		-	
Wiring diagram number				
Dimensions (unit: mm)	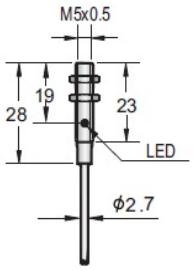		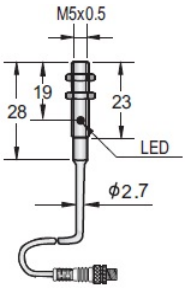	
Cable 2M (PVC)	2.7φ 3x0.15		2.7φ 3x0.15	
Weight	approx.25 g		approx.25 g	

Subject to modifications without notice

Tel: +86-755-2646 7962 Fax: +86-755-2646 7925 MSN: dfan852@hotmail.com
Web: www.mountiger.com E-mail: sales@mountiger.com QQ: 873764592

Mountiger Sensing the future

DC ULTRA- MINI INDUCTIVE PROXIMITY SWITCH (M5)

Diameter	M5		M5	
Shielded/non-Shielded	Shielded		Shielded	
Switching Distance Sn mm	0.8 mm		1.0 mm	
Housing Material	stainless steel		stainless steel	
With LED/Without LED	With LED		With LED	
Picture	CE		CE	
Operating Voltage	10-30VDC		10-30VDC	
Ripple	<10%		<10%	
No Load Current	<10mA		<10mA	
Max. Load Current	200mA		100mA	
Leakge Current	<0.01mA		<0.01mA	
Voltage Drop	<1.5V		<1.5V	
Switching Frequency	2KHZ		2KHZ	
Response Time	0.1ms/0.1ms		0.1ms/0.1ms	
Switching Hysteresis	<15%(Sr)		<15%(Sr)	
Repeat Accuracy	<1.0%(Sr)		<1.0%(Sr)	
Protection Category	IP67		IP67	
Operating Temperature	-25 ℃ - +70 ℃		-25 ℃ - +70 ℃	
Temperature Drift	<10%(Sr)		<10%(Sr)	
Short Circuit Protection	NO		NO	
Overload Trip Point	200mA		-	
Material Active Face	POM		POM	
DC 3 wire 10-30V NPN N.O.	D1S1-M050.8N-O3B2	1	D1S1-M0501N-O3B2	1
DC 3 wire 10-30V NPN N.C.	D1S1-M050.8N-C3B2	2	D1S1-M0501N-C3B2	2
DC 3 wire 10-30V PNP N.O.	D1S1-M050.8P-O3B2	3	D1S1-M0501P-O3B2	3
DC 3 wire 10-30V PNP N.C.	D1S1-M050.8P-C3B2	4	D1S1-M0501P-C3B2	4
DC 4 wire 10-30V Changeover PNP (N.O. & N.C.)	-		-	
DC 4 wire 10-30V Changeover NPN (N.O. & N.C.)	-		-	
DC 2 wire 10-60V N.O.	-		-	
DC 2 wire 10-60V N.C.	-		-	
DC 3 wire 10-55v NPN N.O.	-		-	
DC 3 wire 10-55v NPN N.C.	-		-	
DC 3 wire 10-55v PNP N.O.	-		-	
DC 3 wire 10-55v PNP N.C.	-		-	
DC 3 wire 5-36V PNP N.C.	-		-	
DC 3 wire 5-36V PNP N.O.	-		-	
DC 3 wire 5-36V NPN N.C.	-		-	
DC 3 wire 5-36V NPN N.O.	-		-	
DC 4 wire 5-36V Changeover PNP (N.O & N.C.)	-		-	
DC 4 wire 5-36V Changeover NPN (N.O & N.C.)	-		-	
Wiring diagram number				
Dimensions (unit: mm)	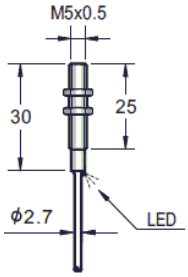		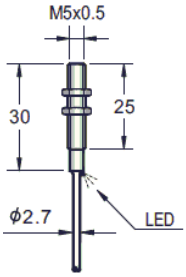	
Cable 2M (PVC)	2.7φ 3x0.15		2.7φ 3x0.15	
Weight	approx.25 g		approx.25 g	

Subject to modifications without notice

Tel: +86-755-2646 7962 Fax: +86-755-2646 7925 MSN: dfan852@hotmail.com
Web: www.mountiger.com E-mail: sales@mountiger.com QQ: 873764592

Mountiger Sensing the future

DC ULTRA- MINI INDUCTIVE PROXIMITY SWITCH (M5)

Diameter	M5		M5	
Shielded/non-Shielded	Shielded		Shielded	
Switching Distance Sn mm	1.5 mm		0.8 mm	
Housing Material	stainless steel		stainless steel	
With LED/Without LED	With LED		With LED	
Picture				
Operating Voltage	10-30VDC		10-30VDC	
Ripple	<10%		<10%	
No Load Current	<10mA		<10mA	
Max. Load Current	200mA		200mA	
Leakge Current	<0.01mA		<0.01mA	
Voltage Drop	<1.5V		<1.5V	
Switching Frequency	2KHZ		2KHZ	
Response Time	0.1ms/0.1ms		0.1ms/0.1ms	
Switching Hysteresis	<15%(Sr)		<15%(Sr)	
Repeat Accuracy	<1.0%(Sr)		<1.0%(Sr)	
Protection Category	IP67		IP67	
Operating Temperature	-25 ℃ - +70 ℃		-25 ℃ - +70 ℃	
Temperature Drift	<10%(Sr)		<10%(Sr)	
Short Circuit Protection	NO		YES	
Overload Trip Point	200mA		220MA	
Material Active Face	POM		POM	
DC 3 wire 10-30V NPN N.O.	D1S1-M051.5N-O3B2	1	D1S1-M050.8N-OPA3	25
DC 3 wire 10-30V NPN N.C.	D1S1-M051.5N-C3B2	2	D1S1-M050.8N-CPA3	26
DC 3 wire 10-30V PNP N.O.	D1S1-M051.5P-O3B2	3	D1S1-M050.8P-OPA3	25
DC 3 wire 10-30V PNP N.C.	D1S1-M051.5P-C3B2	4	D1S1-M050.8P-CPA3	26
DC 4 wire 10-30V Changeover PNP (N.O. & N.C.)	-		-	
DC 4 wire 10-30V Changeover NPN (N.O. & N.C.)	-		-	
DC 2 wire 10-60V N.O.	-		-	
DC 2 wire 10-60V N.C.	-		-	
DC 3 wire 10-55v NPN N.O.	-		-	
DC 3 wire 10-55v NPN N.C.	-		-	
DC 3 wire 10-55v PNP N.O.	-		-	
DC 3 wire 10-55v PNP N.C.	-		-	
DC 3 wire 5-36V PNP N.C.	-		-	
DC 3 wire 5-36V PNP N.O.	-		-	
DC 3 wire 5-36V NPN N.C.	-		-	
DC 3 wire 5-36V NPN N.O.	-		-	
DC 4 wire 5-36V Changeover PNP (N.O & N.C.)	-		-	
DC 4 wire 5-36V Changeover NPN (N.O & N.C.)	-		-	
Wiring diagram number				
Dimensions (unit: mm)	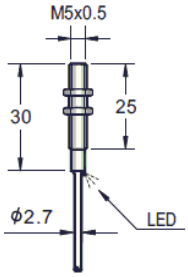		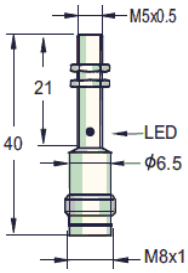	
Cable 2M (PVC)	2.7φ 3x0.15		-	
Weight	approx.25 g		approx.14 g	

Subject to modifications without notice

Tel: +86-755-2646 7962 Fax: +86-755-2646 7925 MSN: dfan852@hotmail.com
Web: www.mountiger.com E-mail: sales@mountiger.com QQ: 873764592

Mountiger Sensing the future

DC ULTRA- MINI INDUCTIVE PROXIMITY SWITCH (M5)

Diameter	M5		M5	
Shielded/non-Shielded	Shielded		Shielded	
Switching Distance Sn mm	1.0 mm		1.5 mm	
Housing Material	stainless steel		stainless steel	
With LED/Without LED	With LED		With LED	
Picture	CE		CE	
Operating Voltage	10-30VDC		10-30VDC	
Ripple	<10%		<10%	
No Load Current	<10mA		<10mA	
Max. Load Current	200mA		200mA	
Leakge Current	<0.01mA		<0.01mA	
Voltage Drop	<1.5V		<1.5V	
Switching Frequency	2KHZ		2KHZ	
Response Time	0.1ms/0.1ms		0.1ms/0.1ms	
Switching Hysteresis	<15%(Sr)		<15%(Sr)	
Repeat Accuracy	<1.0%(Sr)		<1.0%(Sr)	
Protection Category	IP67		IP67	
Operating Temperature	-25 ℃ - +70 ℃		-25 ℃ - +70 ℃	
Temperature Drift	<10%(Sr)		<10%(Sr)	
Short Circuit Protection	YES		YES	
Overload Trip Point	220MA		220MA	
Material Active Face	POM		POM	
DC 3 wire 10-30V NPN N.O.	D1S1-M0501N-OPA3	25	D1S1-M051.5N-OPA3	25
DC 3 wire 10-30V NPN N.C.	D1S1-M0501N-CPA3	26	D1S1-M051.5N-CPA3	26
DC 3 wire 10-30V PNP N.O.	D1S1-M0501P-OPA3	25	D1S1-M051.5P-OPA3	25
DC 3 wire 10-30V PNP N.C.	D1S1-M0501P-CPA3	26	D1S1-M051.5P-CPA3	26
DC 4 wire 10-30V Changeover PNP (N.O. & N.C.)	-		-	
DC 4 wire 10-30V Changeover NPN (N.O. & N.C.)	-		-	
DC 2 wire 10-60V N.O.	-		-	
DC 2 wire 10-60V N.C.	-		-	
DC 3 wire 10-55v NPN N.O.	-		-	
DC 3 wire 10-55v NPN N.C.	-		-	
DC 3 wire 10-55v PNP N.O.	-		-	
DC 3 wire 10-55v PNP N.C.	-		-	
DC 3 wire 5-36V PNP N.C.	-		-	
DC 3 wire 5-36V PNP N.O.	-		-	
DC 3 wire 5-36V NPN N.C.	-		-	
DC 3 wire 5-36V NPN N.O.	-		-	
DC 4 wire 5-36V Changeover PNP (N.O & N.C.)	-		-	
DC 4 wire 5-36V Changeover NPN (N.O & N.C.)	-		-	
Wiring diagram number				
Dimensions (unit: mm)	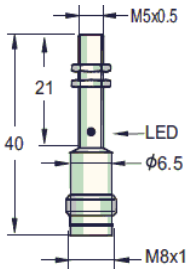		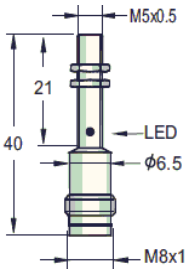	
Cable 2M (PVC)	-		-	
Weight	approx.14 g		approx.14 g	

Subject to modifications without notice

Tel: +86-755-2646 7962 Fax: +86-755-2646 7925 MSN: dfan852@hotmail.com
Web: www.mountiger.com E-mail: sales@mountiger.com QQ: 873764592

Mountiger Sensing the future

DC ULTRA- MINI INDUCTIVE PROXIMITY SWITCH (Q5x5x26)

Diameter	Q5x5x26		Q5x5x26	
Shielded/non-Shielded	Shielded		Shielded	
Switching Distance Sn mm	0.8 mm		0.8 mm	
Housing Material	Nickel Plated Brass		Nickel Plated Brass	
With LED/Without LED	With LED		With LED	
Picture				
Operating Voltage	10-30VDC		10-30VDC	
Ripple	<10%		<10%	
No Load Current	<10mA		<10mA	
Max. Load Current	200mA		200mA	
Leakge Current	<0.01mA		<0.01mA	
Voltage Drop	<1.5V		<1.5V	
Switching Frequency	2KHZ		2KHZ	
Response Time	0.1ms/0.1ms		0.1ms/0.1ms	
Switching Hysteresis	<15%(Sr)		<15%(Sr)	
Repeat Accuracy	<1.0%(Sr)		<1.0%(Sr)	
Protection Category	IP67		IP67	
Operating Temperature	-25 ℃ - +70 ℃		-25 ℃ - +70 ℃	
Temperature Drift	<10%(Sr)		<10%(Sr)	
Short Circuit Protection	YES		YES	
Overload Trip Point	220MA		220MA	
Material Active Face	POM		POM	
DC 3 wire 10-30V NPN N.O.	D1B1-Q550.8N-O3A2	1	D1B1-Q550.8N-OTA3	25
DC 3 wire 10-30V NPN N.C.	D1B1-Q550.8N-C3A2	2	D1B1-Q550.8N-CTA3	26
DC 3 wire 10-30V PNP N.O.	D1B1-Q550.8P-O3A2	3	D1B1-Q550.8P-OTA3	25
DC 3 wire 10-30V PNP N.C.	D1B1-Q550.8P-C3A2	4	D1B1-Q550.8P-CTA3	26
DC 4 wire 10-30V Changeover PNP (N.O. & N.C.)	-		-	
DC 4 wire 10-30V Changeover NPN (N.O. & N.C.)	-		-	
DC 2 wire 10-60V N.O.	-		-	
DC 2 wire 10-60V N.C.	-		-	
DC 3 wire 10-55v NPN N.O.	-		-	
DC 3 wire 10-55v NPN N.C.	-		-	
DC 3 wire 10-55v PNP N.O.	-		-	
DC 3 wire 10-55v PNP N.C.	-		-	
DC 3 wire 5-36V PNP N.C.	-		-	
DC 3 wire 5-36V PNP N.O.	-		-	
DC 3 wire 5-36V NPN N.C.	-		-	
DC 3 wire 5-36V NPN N.O.	-		-	
DC 4 wire 5-36V Changeover PNP (N.O & N.C.)	-		-	
DC 4 wire 5-36V Changeover NPN (N.O & N.C.)	-		-	
Wiring diagram number				
Dimensions (unit: mm)	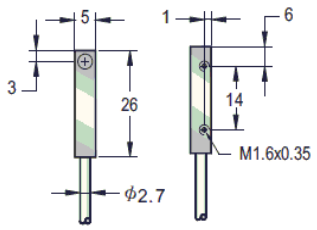		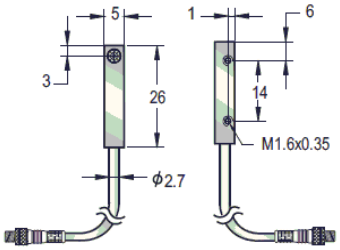	
Cable 2M (PVC)	2.3φ 3x0.15		2.3φ 3x0.15	
Weight	approx.30 g		approx.30 g	

Subject to modifications without notice

Tel: +86-755-2646 7962 Fax: +86-755-2646 7925 MSN: dfan852@hotmail.com
Web: www.mountiger.com E-mail: sales@mountiger.com QQ: 873764592

Mountiger Sensing the future

DC ULTRA- MINI INDUCTIVE PROXIMITY SWITCH (Q5x5x26)

Diameter	Q5x5x26		Q5x5x26	
Shielded/non-Shielded	Shielded		Shielded	
Switching Distance Sn mm	0.8 mm		0.8 mm	
Housing Material	Nickel Plated Brass		Nickel Plated Brass	
With LED/Without LED	With LED		With LED	
Picture				
Operating Voltage	10-30VDC		10-30VDC	
Ripple	<10%		<10%	
No Load Current	<10mA		<10mA	
Max. Load Current	200mA		200mA	
Leakge Current	<0.01mA		<0.01mA	
Voltage Drop	<1.5V		<1.5V	
Switching Frequency	2KHZ		2KHZ	
Response Time	0.1ms/0.1ms		0.1ms/0.1ms	
Switching Hysteresis	<15%(Sr)		<15%(Sr)	
Repeat Accuracy	<1.0%(Sr)		<1.0%(Sr)	
Protection Category	IP67		IP67	
Operating Temperature	-25 ℃ - +70 ℃		-25 ℃ - +70 ℃	
Temperature Drift	<10%(Sr)		<10%(Sr)	
Short Circuit Protection	YES		YES	
Overload Trip Point	220MA		220MA	
Material Active Face	POM		POM	
DC 3 wire 10-30V NPN N.O.	D1B1-Q5501N-O3A2	1	D1B1-Q5501N-OTA3	25
DC 3 wire 10-30V NPN N.C.	D1B1-Q5501N-C3A2	2	D1B1-Q5501N-CTA3	26
DC 3 wire 10-30V PNP N.O.	D1B1-Q5501P-O3A2	3	D1B1-Q5501P-OTA3	25
DC 3 wire 10-30V PNP N.C.	D1B1-Q5501P-C3A2	4	D1B1-Q5501P-CTA3	26
DC 4 wire 10-30V Changeover PNP (N.O. & N.C.)	-		-	
DC 4 wire 10-30V Changeover NPN (N.O. & N.C.)	-		-	
DC 2 wire 10-60V N.O.	-		-	
DC 2 wire 10-60V N.C.	-		-	
DC 3 wire 10-55v NPN N.O.	-		-	
DC 3 wire 10-55v NPN N.C.	-		-	
DC 3 wire 10-55v PNP N.O.	-		-	
DC 3 wire 10-55v PNP N.C.	-		-	
DC 3 wire 5-36V PNP N.C.	-		-	
DC 3 wire 5-36V PNP N.O.	-		-	
DC 3 wire 5-36V NPN N.C.	-		-	
DC 3 wire 5-36V NPN N.O.	-		-	
DC 4 wire 5-36V Changeover PNP (N.O & N.C.)	-		-	
DC 4 wire 5-36V Changeover NPN (N.O & N.C.)	-		-	
Wiring diagram number				
Dimensions (unit: mm)	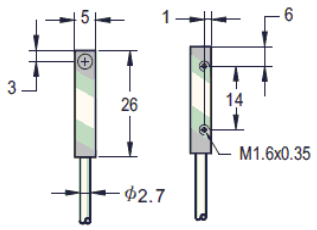		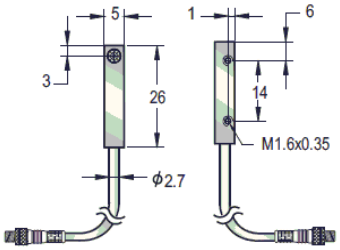	
Cable 2M (PVC)	2.3φ 3x0.15		2.3φ 3x0.15	
Weight	approx.30 g		approx.30 g	

Subject to modifications without notice

Tel: +86-755-2646 7962 Fax: +86-755-2646 7925 MSN: dfan852@hotmail.com
Web: www.mountiger.com E-mail: sales@mountiger.com QQ: 873764592

Mountiger Sensing the future

DC ULTRA- MINI INDUCTIVE PROXIMITY SWITCH (Q5x5x26)

Diameter	Q5x5x26		Q5x5x26	
Shielded/non-Shielded	Shielded		Shielded	
Switching Distance Sn mm	1.5 mm		1.5 mm	
Housing Material	Nickel Plated Brass		Nickel Plated Brass	
With LED/Without LED	With LED		With LED	
Picture				
Operating Voltage	10-30VDC		10-30VDC	
Ripple	<10%		<10%	
No Load Current	<10mA		<10mA	
Max. Load Current	200mA		200mA	
Leakge Current	<0.01mA		<0.01mA	
Voltage Drop	<1.5V		<1.5V	
Switching Frequency	2KHZ		2KHZ	
Response Time	0.1ms/0.1ms		0.1ms/0.1ms	
Switching Hysteresis	<15%(Sr)		<15%(Sr)	
Repeat Accuracy	<1.0%(Sr)		<1.0%(Sr)	
Protection Category	IP67		IP67	
Operating Temperature	-25 ℃ - +70 ℃		-25 ℃ - +70 ℃	
Temperature Drift	<10%(Sr)		<10%(Sr)	
Short Circuit Protection	YES		YES	
Overload Trip Point	220MA		220MA	
Material Active Face	POM		POM	
DC 3 wire 10-30V NPN N.O.	D1B1-Q551.5N-O3A2	1	D1B1-Q551.5N-OTA3	25
DC 3 wire 10-30V NPN N.C.	D1B1-Q551.5N-C3A2	2	D1B1-Q551.5N-CTA3	26
DC 3 wire 10-30V PNP N.O.	D1B1-Q551.5P-O3A2	3	D1B1-Q551.5P-OTA3	25
DC 3 wire 10-30V PNP N.C.	D1B1-Q551.5P-C3A2	4	D1B1-Q551.5P-CTA3	26
DC 4 wire 10-30V Changeover PNP (N.O. & N.C.)	-		-	
DC 4 wire 10-30V Changeover NPN (N.O. & N.C.)	-		-	
DC 2 wire 10-60V N.O.	-		-	
DC 2 wire 10-60V N.C.	-		-	
DC 3 wire 10-55v NPN N.O.	-		-	
DC 3 wire 10-55v NPN N.C.	-		-	
DC 3 wire 10-55v PNP N.O.	-		-	
DC 3 wire 10-55v PNP N.C.	-		-	
DC 3 wire 5-36V PNP N.C.	-		-	
DC 3 wire 5-36V PNP N.O.	-		-	
DC 3 wire 5-36V NPN N.C.	-		-	
DC 3 wire 5-36V NPN N.O.	-		-	
DC 4 wire 5-36V Changeover PNP (N.O & N.C.)	-		-	
DC 4 wire 5-36V Changeover NPN (N.O & N.C.)	-		-	
Wiring diagram number				
Dimensions (unit: mm)	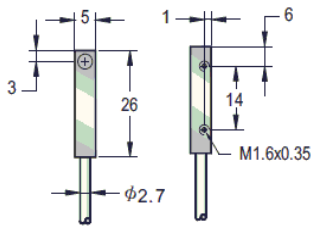		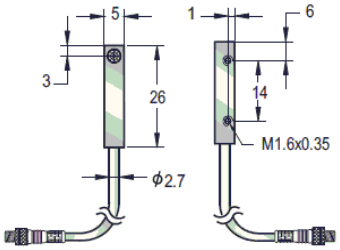	
Cable 2M (PVC)	2.3φ 3x0.15		2.3φ 3x0.15	
Weight	approx.30 g		approx.30 g	

Subject to modifications without notice

Tel: +86-755-2646 7962 Fax: +86-755-2646 7925 MSN: dfan852@hotmail.com
Web: www.mountiger.com E-mail: sales@mountiger.com QQ: 873764592

Mountiger Sensing the future

DC INDUCTIVE PROXIMITY SWITCH

Diameter	Sn (mm)	Shielded/non-Shielded	Housing Material	Housing Size(mm)	Terminal Version	Power	Page
φ6.5	1mm / 2mm	Shielded/ Non-Shiedled	stainless steel	φ6.5x45	Cable	10-30VDC/5-36VDC/10-55V/10-60VDC	A2-01
φ6.5	1mm / 2mm	Shielded/ Non-Shiedled	stainless steel	φ6.5x30	Cable	10-30VDC/5-36VDC	A2-01
φ6.5	1mm / 2mm	Shielded/ Non-Shiedled	stainless steel	φ6.5x60	Pico-style	10-30VDC/5-36VDC/10-55V/10-60VDC	A2-02
φ6.5	1mm / 2mm	Shielded/ Non-Shiedled	stainless steel	φ6.5x45	Pico-style	10-30VDC/5-36VDC	A2-02
φ6.5	1mm / 2mm	Shielded/ Non-Shiedled	stainless steel	φ6.5x70	Euro-style	10-30VDC/5-36VDC/10-55V/10-60VDC	A2-03
φ6.5	1mm / 2mm	Shielded/ Non-Shiedled	stainless steel	φ6.5x53	Euro-style	10-30VDC/5-36VDC	A2-03
φ6.5	2mm / 4mm	Shielded/ Non-Shiedled	stainless steel or nickel plated brass	φ6.5x45	Cable	10-30VDC	A2-04
φ6.5	2mm / 4mm	Shielded/ Non-Shiedled	stainless steel or nickel plated brass	φ6.5x30	Cable	10-30VDC	A2-04
φ6.5	2mm / 4mm	Shielded/ Non-Shiedled	stainless steel or nickel plated brass	φ6.5x60	Pico-style	10-30VDC	A2-05
φ6.5	2mm / 4mm	Shielded/ Non-Shiedled	stainless steel or nickel plated brass	φ6.5x45	Pico-style	10-30VDC	A2-05
φ6.5	2mm / 4mm	Shielded/ Non-Shiedled	stainless steel or nickel plated brass	φ6.5x70	Euro-style	10-30VDC	A2-06
φ6.5	2mm / 4mm	Shielded/ Non-Shiedled	stainless steel or nickel plated brass	φ6.5x53	Euro-style	10-30VDC	A2-06
φ6.5	3mm / 6mm	Shielded/ Non-Shiedled	nickel plated brass	φ6.5x45	Cable	10-30VDC	A2-07

DC INDUCTIVE PROXIMITY SWITCH

φ6.5	3mm / 6mm	Shielded/ Non-Shiedled	nickel plated brass	φ6.5x30	Cable	10-30VDC	A2-07
φ6.5	3mm / 6mm	Shielded/ Non-Shiedled	nickel plated brass	φ6.5x60	Pico-style	10-30VDC	A2-08
φ6.5	3mm / 6mm	Shielded/ Non-Shiedled	nickel plated brass	φ6.5x45	Pico-style	10-30VDC	A2-08
φ6.5	3mm / 6mm	Shielded/ Non-Shiedled	nickel plated brass	φ6.5x70	Euro-style	10-30VDC	A2-09
φ6.5	3mm / 6mm	Shielded/ Non-Shiedled	nickel plated brass	φ6.5x53	Euro-style	10-30VDC	A2-09
M 8	1mm / 2mm	Shielded/ Non-Shiedled	stainless steel	M8x45	Cable	10-30VDC/5-36VDC/10-55V/10-60VDC	A2-10
M 8	1mm / 2mm	Shielded/ Non-Shiedled	stainless steel	M8x30	Cable	10-30VDC/5-36VDC	A2-10
M 8	1mm / 2mm	Shielded/ Non-Shiedled	stainless steel	M8x60	Pico-style	10-30VDC/5-36VDC/10-55V/10-60VDC	A2-11
M 8	1mm / 2mm	Shielded/ Non-Shiedled	stainless steel	M8x45	Pico-style	10-30VDC/5-36VDC	A2-11
M 8	1mm / 2mm	Shielded/ Non-Shiedled	stainless steel or nickel plated brass	M8x70	Euro-style	10-30VDC/5-36VDC/10-55V/10-60VDC	A2-12
M 8	1mm / 2mm	Shielded/ Non-Shiedled	stainless steel or nickel plated brass	M8x53	Euro-style	10-30VDC/5-36VDC	A2-12
M 8	2mm / 4mm	Shielded/ Non-Shiedled	stainless steel	M8x45	Cable	10-30VDC	A2-13
M 8	2mm / 4mm	Shielded/ Non-Shiedled	stainless steel	M8x30	Cable	10-30VDC	A2-13
M 8	2mm / 4mm	Shielded/ Non-Shiedled	stainless steel	M8x60	Pico-style	10-30VDC	A2-14
M 8	2mm / 4mm	Shielded/ Non-Shiedled	stainless steel	M8x45	Pico-style	10-30VDC	A2-14
M 8	2mm / 4mm	Shielded/ Non-Shiedled	stainless steel or nickel Plated brass	M8x70	Euro-style	10-30VDC	A2-15
M 8	2mm / 4mm	Shielded/ Non-Shiedled	stainless steel or nickel plated brass	M8x53	Euro-style	10-30VDC	A2-15
M 8	3mm / 6mm	Shielded/ Non-Shiedled	stainless steel or nickel Plated brass	M8x45	Cable	10-30VDC	A2-16
M 8	3mm / 6mm	Shielded/ Non-Shiedled	stainless steel	M8x30	Cable	10-30VDC	A2-16
M 8	3mm / 6mm	Shielded/ Non-Shiedled	stainless steel or nickel Plated brass	M8x60	Pico-style	10-30VDC	A2-17

DC INDUCTIVE PROXIMITY SWITCH

M 8	3mm / 6mm	Shielded/ Non-Shiedled	stainless steel	M8x45	Pico-style	10-30VDC	A2-17
M 8	3mm / 6mm	Shielded/ Non-Shiedled	stainless steel or nickel Plated brass	M8x70	Euro-style	10-30VDC	A2-18
M 8	3mm / 6mm	Shielded/ Non-Shiedled	stainless steel or nickel plated brass	M8x53	Euro-style	10-30VDC	A2-18
Q8	1mm	Shielded	Nickel Plated brass	8x8x60	Pico-style	10-30VDC	A2-19
Q8	1mm	Shielded	Nickel Plated brass	8x8x40	Cable	10-30VDC	A2-19
Q8	1mm	Shielded	Nickel Plated brass	8x8x30	Cable	10-30VDC	A2-20
Q8	2mm	Shielded	Nickel Plated brass	8x8x60	Pico-style	10-30VDC	A2-20
Q8	2mm	Shielded	Nickel Plated brass	8x8x40	Cable	10-30VDC	A2-21
Q8	2mm	Shielded	Nickel Plated brass	8x8x30	Cable	10-30VDC	A2-21
Q8	3mm	Shielded	Nickel Plated brass	8x8x60	Pico-style	10-30VDC	A2-22
Q8	3mm	Shielded	Nickel Plated brass	8x8x40	Cable	10-30VDC	A2-22
Q8	3mm	Shielded	Nickel Plated brass	8x8x30	Cable	10-30VDC	A2-23
M12	2mm / 4mm	Shielded/ Non-Shiedled	stainless steel or nickel plated brass	M12x50	Cable	10-30VDC/5-36VDC/10-55V/10-60VDC	A2-24
M12	2mm / 4mm	Shielded/ Non-Shiedled	stainless steel or nickel plated brass	M12x30	Cable	10-30VDC/5-36VDC/10-55V/10-60VDC	A2-24
M12	2mm / 4mm	Shielded/ Non-Shiedled	stainless steel or nickel plated brass	M12x68	Euro-style	10-30VDC/5-36VDC/10-55V/10-60VDC	A2-25
M12	2mm / 4mm	Shielded/ Non-Shiedled	stainless steel or nickel plated brass	M12x50	Euro-style	10-30VDC/5-36VDC/10-55V/10-60VDC	A2-25
M12	4mm / 8mm	Shielded/ Non-Shiedled	stainless steel or nickel plated brass	M12x50	Cable	10-30VDC	A2-26
M12	4mm / 8mm	Shielded/ Non-Shiedled	stainless steel or nickel plated brass	M12x30	Cable	10-30VDC/5-36VDC/10-55V/10-60VDC	A2-26
M12	4mm / 8mm	Shielded/ Non-Shiedled	stainless steel or nickel plated brass	M12x68	Euro-style	10-30VDC	A2-27
M12	4mm / 8mm	Shielded/ Non-Shiedled	stainless steel or nickel plated brass	M12x50	Euro-style	10-30VDC/5-36VDC/10-55V/10-60VDC	A2-27

DC INDUCTIVE PROXIMITY SWITCH

M12	6mm / 10mm	Shielded/ Non-Shiedled	nickel plated brass	M12x50	Cable	10-30VDC	A2-28
M12	6mm / 10mm	Shielded/ Non-Shiedled	nickel plated brass	M12x30	Cable	10-30VDC	A2-28
M12	6mm / 10mm	Shielded/ Non-Shiedled	nickel plated brass	M12x68	Euro-style	10-30VDC	A2-29
M12	6mm / 10mm	Shielded/ Non-Shiedled	nickel plated brass	M12x50	Euro-style	10-30VDC	A2-29
M18	5mm / 8mm	Shielded/ Non-Shiedled	stainless steel or nickel plated brass	M18x55	Cable	10-30VDC/5-36VDC/10-55V/10-60VDC	A2-30
M18	5mm / 8mm	Shielded/ Non-Shiedled	stainless steel or nickel plated brass	M18x35 / M18x40	Cable	10-30VDC/5-36VDC/10-55V/10-60VDC	A2-30
M18	5mm / 8mm	Shielded/ Non-Shiedled	stainless steel or nickel plated brass	M18x79	Euro-style	10-30VDC/5-36VDC/10-55V/10-60VDC	A2-31
M18	5mm / 8mm	Shielded/ Non-Shiedled	stainless steel or nickel plated brass	M18x48 / M18x53	Euro-style	10-30VDC/5-36VDC/10-55V/10-60VDC	A2-31
M18	8mm / 16mm	Shielded/ Non-Shiedled	stainless steel or nickel plated brass	M18x55	Cable	10-30VDC/5-36VDC/10-55V/10-60VDC	A2-32
M18	8mm / 16mm	Shielded/ Non-Shiedled	stainless steel or nickel plated brass	M18x35 / M18x40	Cable	10-30VDC/5-36VDC/10-55V/10-60VDC	A2-32
M18	8mm / 16mm	Shielded/ Non-Shiedled	stainless steel or nickel plated brass	M18x79	Euro-style	10-30VDC/5-36VDC/10-55V/10-60VDC	A2-33
M18	8mm / 16mm	Shielded/ Non-Shiedled	stainless steel or nickel plated brass	M18x48 / M18x53	Euro-style	10-30VDC/5-36VDC/10-55V/10-60VDC	A2-33
M18	12mm / 20mm	Shielded/ Non-Shiedled	nickel Plated brass	M18x55	Cable	10-30VDC	A2-34
M18	12mm / 20mm	Shielded/ Non-Shiedled	nickel Plated brass	M18x35 / M18x40	Cable	10-30VDC	A2-34
M18	12mm / 20mm	Shielded/ Non-Shiedled	nickel Plated brass	M18x79	Euro-style	10-30VDC	A2-35
M18	12mm / 20mm	Shielded/ Non-Shiedled	nickel Plated brass	M18x48 / M18x53	Euro-style	10-30VDC	A2-35
M30	10mm / 15mm	Shielded/ Non-Shiedled	stainless Steel or nickel Plated brass	M30x55	Cable	10-30VDC/5-36VDC/10-55V/10-60VDC	A2-36
M30	10mm / 15mm	Shielded/ Non-Shiedled	stainless Steel or nickel Plated brass	M30x35 / M30x40	Cable	10-30VDC/5-36VDC/10-55V/10-60VDC	A2-36
M30	10mm / 15mm	Shielded/ Non-Shiedled	stainless Steel or nickel Plated brass	M30x78	Euro-style	10-30VDC/5-36VDC/10-55V/10-60VDC	A2-37
M30	10mm / 15mm	Shielded/ Non-Shiedled	stainless Steel or nickel Plated brass	M30x48 / M30x53	Euro-style	10-30VDC/5-36VDC/10-55V/10-60VDC	A2-37

DC INDUCTIVE PROXIMITY SWITCH

M30	16mm / 25mm	Shielded/ Non-Shiedled	stainless Steel or nickel Plated brass	M30x55	Cable	10-30VDC/5-36VDC/10-55V/10-60VDC	A2-38
M30	16mm / 25mm	Shielded/ Non-Shiedled	stainless Steel or nickel Plated brass	M30x35 / M30x40	Cable	10-30VDC/5-36VDC/10-55V/10-60VDC	A2-38
M30	16mm / 25mm	Shielded/ Non-Shiedled	stainless Steel or nickel Plated brass	M30x78	Euro-style	10-30VDC/5-36VDC/10-55V/10-60VDC	A2-39
M30	16mm / 25mm	Shielded/ Non-Shiedled	stainless Steel or nickel Plated brass	M30x48 / M30x53	Euro-style	10-30VDC/5-36VDC/10-55V/10-60VDC	A2-39
M30	22mm / 40mm	Shielded/ Non-Shiedled	nickel Plated brass	M30x55	Cable	10-30VDC	A2-40
M30	22mm / 40mm	Shielded/ Non-Shiedled	nickel Plated brass	M30x35 / M30x40	Cable	10-30VDC	A2-40
M30	22mm / 40mm	Shielded/ Non-Shiedled	nickel Plated brass	M30x78	Euro-style	10-30VDC	A2-41
M30	22mm / 40mm	Shielded/ Non-Shiedled	nickel Plated brass	M30x48 / M30x53	Euro-style	10-30VDC	A2-41
Q16C	1mm / 2mm	Shielded/ Non-Shiedled	PBT RESIN	Q16x28x10	Cable	10-30VDC	A2-42
Q16C	2mm / 4mm	Shielded/ Non-Shiedled	PBT RESIN	Q16x28x10	Cable	10-30VDC	A2-42
Q16C	3mm / 6mm	Shielded/ Non-Shiedled	PBT RESIN	Q16x28x10	Cable	10-30VDC	A2-43
Q16C	1mm / 2mm	Shielded/ Non-Shiedled	PBT RESIN	Q16x28x10	Cable	10-30VDC	A2-43
Q16C	2mm / 4mm	Shielded/ Non-Shiedled	PBT RESIN	Q16x28x10	Cable	10-30VDC	A2-44
Q16C	3mm / 6mm	Shielded/ Non-Shiedled	PBT RESIN	Q16x28x10	Cable	10-30VDC	A2-44
Q18C	4mm	non-Shielded	POM RESN	18x10x35	Cable	10-30VDC / 5-36VDC / 10-55VDC	A2-45
Q18C	4mm	non-Shielded	POM RESN	18x10x35	Pico-style	10-30VDC / 5-36VDC / 10-55VDC	A2-45
Q25C	5mm / 8mm	Shielded/ Non-Shiedled	PBT RESIN	Q25x42x10	Cable	10-30VDC	A2-46
Q12	3mm / 5mm	Shielded/ Non-Shiedled	PBT RESIN	Q12x26x40	Cable	10-30VDC / 5-36VDC / 10-60VDC	A2-47
Q16	4mm	non-Shielded	ABS RESIN	17x17x29	Cable	10-30VDC	A2-48
Q18	4mm	non-Shielded	ABS RESIN	18x18x35	Cable	10-30VDC/10-55VDC/10-60VDC	A2-48

DC INDUCTIVE PROXIMITY SWITCH

Q40S	15mm	Shielded	PBT RESIN	40x40x49	Euro-style	10-30VDC / 5-36VDC / 10-60VDC	A2-49
Q40S	20mm	Shielded/ Non-Shiedled	PBT RESIN	40x40x49	Euro-style	10-30VDC / 5-36VDC / 10-60VDC	A2-49
Q40S	30mm	Shielded	PBT RESIN	40x40x49	Euro-style	10-30VDC / 5-36VDC / 10-60VDC	A2-50
Q40	15mm	Shielded	PBT RESIN	40x40x118	Terminal	10-30VDC / 10-60VDC / 10-55VDC	A2-51
Q40	20mm	Shielded/ Non-Shiedled	PBT RESIN	40x40x118	Terminal	10-30VDC / 10-60VDC / 10-55VDC	A2-51
Q40	15mm	Shielded	PBT RESIN	40x40x118	Euro-style	10-30VDC / 10-60VDC / 10-55VDC	A2-52
Q40	20mm	Shielded/ Non-Shiedled	PBT RESIN	40x40x118	Euro-style	10-30VDC / 10-60VDC / 10-55VDC	A2-52
Q40	30mm	Non-Shielded	PBT RESIN	40x40x118	Terminal	10-30VDC / 10-60VDC / 10-55VDC	A2-53
Q40	30mm	Non-Shielded	PBT RESIN	40x40x118	Euro-style	10-30VDC / 10-60VDC / 10-55VDC	A2-53
Q80	40mm	Shielded	PBT RESIN	80x80x40	Terminal	10-30VDC	A2-54
Q80	50mm	Non-Shielded	PBT RESIN	80x80x40	Terminal	10-30VDC	A2-54
Q80	50mm	Shielded	PBT RESIN	80x80x40	Terminal	10-30VDC	A2-55
Q80	80mm	Non-Shielded	PBT RESIN	80x80x40	Terminal	10-30VDC	A2-55

DC INDUCTIVE PROXIMITY SWITCH(φ6.5)

Diameter	φ6.5			φ6.5		
Shielded/non-Shielded	Shielded/ Non-Shiedled			Shielded/ Non-Shiedled		
Switching Distance Sn mm	1mm / 2mm			1mm / 2mm		
Housing Material	stainless steel			stainless steel		
With LED/Without LED	With LED			With LED		
Picture						
Operating Voltage	10-30VDC / 5-36VDC /10-55V/ 10-60VDC			10-30VDC / 5-36VDC		
Ripple	<10%			<10%		
No Load Current	<10mA			<10mA		
Max. Load Current	200mA			200mA		
Leakge Current	<0.01mA			<0.01mA		
Voltage Drop	<1.5V			<1.5V		
Switching Frequency	2KHZ			2KHZ		
Response Time	0.1ms/0.1ms			0.1ms/0.1ms		
Switching Hysteresis	<15%(Sr)			<15%(Sr)		
Repeat Accuracy	<1.0%(Sr)			<1.0%(Sr)		
Protection Category	IP67			IP67		
Operating Temperature	-25 ℃ - +70 ℃			-25 ℃ - +70 ℃		
Temperature Drift	<10%(Sr)			<10%(Sr)		
Short Circuit Protection	YES			YES		
Overload Trip Point	220MA			220MA		
Material Active Face	POM			POM		
DC 3 wire 10-30V NPN N.O.	D1S1-φ6.501N-O3A2	D1S2-φ6.502N-O3A2	1	D1S1-φ6.501N-O3S2	D1S2-φ6.502N-O3S2	1
DC 3 wire 10-30V NPN N.C.	D1S1-φ6.501N-C3A2	D1S2-φ6.502N-C3A2	2	D1S1-φ6.501N-C3S2	D1S2-φ6.502N-C3S2	2
DC 3 wire 10-30V PNP N.O.	D1S1-φ6.501P-O3A2	D1S2-φ6.502P-O3A2	3	D1S1-φ6.501P-O3S2	D1S2-φ6.502P-O3S2	3
DC 3 wire 10-30V PNP N.C.	D1S1-φ6.501P-C3A2	D1S2-φ6.502P-C3A2	4	D1S1-φ6.501P-C3S2	D1S2-φ6.502P-C3S2	4
DC 4 wire 10-30V Changeover PNP (N.O. & N.C.)	D1S1-φ6.501P-S4A2	D1S2-φ6.502P-S4A2	6	-		
DC 4 wire 10-30V Changeover NPN (N.O. & N.C.)	D1S1-φ6.501N-S4A2	D1S2-φ6.502N-S4A2	5	-		
DC 2 wire 10-60V N.O.	D4S1-φ6.501C-O2A2	D4S2-φ6.502C-O2A2	7	-		
DC 2 wire 10-60V N.C.	D4S1-φ6.501C-C2A2	D4S2-φ6.502C-C2A2	8	-		
DC 3 wire 10-55v NPN N.O.	D3S1-φ6.501N-O3A2	D3S2-φ6.502N-O3A2	1	-		
DC 3 wire 10-55v NPN N.C.	D3S1-φ6.501N-C3A2	D3S2-φ6.502N-C3A2	2	-		
DC 3 wire 10-55v PNP N.O.	D3S1-φ6.501P-O3A2	D3S2-φ6.502P-O3A2	3	-		
DC 3 wire 10-55v PNP N.C.	D3S1-φ6.501P-C3A2	D3S2-φ6.502P-C3A2	4	-		
DC 3 wire 5-36V PNP N.C.	D2S1-φ6.501N-O3A2	D2S2-φ6.502N-O3A2	1	D2S1-φ6.501N-O3S2	D2S2-φ6.502N-O3S2	1
DC 3 wire 5-36V PNP N.O.	D2S1-φ6.501N-C3A2	D2S2-φ6.502N-C3A2	2	D2S1-φ6.501N-C3S2	D2S2-φ6.502N-C3S2	2
DC 3 wire 5-36V NPN N.C.	D2S1-φ6.501P-O3A2	D2S2-φ6.502P-O3A2	3	D2S1-φ6.501P-O3A2	D2S2-φ6.502P-O3A2	3
DC 3 wire 5-36V NPN N.O.	D2S1-φ6.501P-C3A2	D2S2-φ6.502P-C3A2	4	D2S1-φ6.501P-C3S2	D2S2-φ6.502P-C3S2	4
DC 4 wire 5-36V Changeover PNP (N.O & N.C.)	D2S1-φ6.501P-S4A2	D2S2-φ6.502P-S4A2	6	-		6
DC 4 wire 5-36V Changeover NPN (N.O & N.C.)	D2S1-φ6.501N-S4A2	D2S2-φ6.502N-S4A2	5	-		5
Wiring diagram number						
Dimensions (unit: mm)	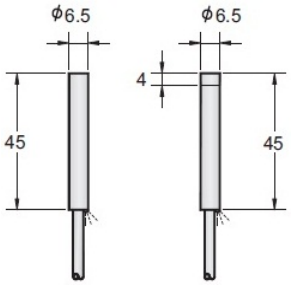			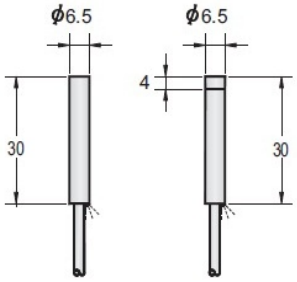		
Cable 2M (PVC)	3φ3x0.15 or 3φ4x0.15			3φ3x0.15		
Weight	approx.36 g			approx.40 g		

Subject to modifications without notice

Tel: +86-755-2646 7962 Fax: +86-755-2646 7925 MSN: dfan852@hotmail.com
Web: www.mountiger.com E-mail: sales@mountiger.com QQ: 873764592

Mountiger Sensing the future

DC INDUCTIVE PROXIMITY SWITCH(φ6.5)

Diameter	φ6.5			φ6.5		
Shielded/non-Shielded	Shielded/ Non-Shiedled			Shielded/ Non-Shiedled		
Switching Distance Sn mm	1mm / 2mm			1mm / 2mm		
Housing Material	stainless steel			stainless steel		
With LED/Without LED	With LED			With LED		
Picture						
Operating Voltage	10-30VDC / 5-36VDC /10-55V/ 10-60VDC			10-30VDC / 5-36VDC		
Ripple	<10%			<10%		
No Load Current	<10mA			<10mA		
Max. Load Current	200mA			200mA		
Leakge Current	<0.01mA			<0.01mA		
Voltage Drop	<1.5V			<1.5V		
Switching Frequency	2KHZ			2KHZ		
Response Time	0.1ms/0.1ms			0.1ms/0.1ms		
Switching Hysteresis	<15%(Sr)			<15%(Sr)		
Repeat Accuracy	<1.0%(Sr)			<1.0%(Sr)		
Protection Category	IP67			IP67		
Operating Temperature	-25 ℃ - +70 ℃			-25 ℃ - +70 ℃		
Temperature Drift	<10%(Sr)			<10%(Sr)		
Short Circuit Protection	YES			YES		
Overload Trip Point	220MA			220MA		
Material Active Face	POM			POM		
DC 3 wire 10-30V NPN N.O.	D1S1-φ6.501N-OPA3	D1S2-φ6.502N-OPA3	25	D1S1-φ6.501N-OPS3	D1S2-φ6.502N-OPS3	25
DC 3 wire 10-30V NPN N.C.	D1S1-φ6.501N-CPA3	D1S2-φ6.502N-CPA3	25	D1S1-φ6.501N-CPS3	D1S2-φ6.502N-CPS3	25
DC 3 wire 10-30V PNP N.O.	D1S1-φ6.501P-OPA3	D1S2-φ6.502P-OPA3	26	D1S1-φ6.501P-OPS3	D1S2-φ6.502P-OPS3	26
DC 3 wire 10-30V PNP N.C.	D1S1-φ6.501P-CPA3	D1S2-φ6.502P-CPA3	26	D1S1-φ6.501P-CPS3	D1S2-φ6.502P-CPS3	26
DC 4 wire 10-30V Changeover PNP (N.O. & N.C.)	D1S1-φ6.501P-SPA4	D1S2-φ6.502P-SPA4	28	-		
DC 4 wire 10-30V Changeover NPN (N.O. & N.C.)	D1S1-φ6.501N-SPA4	D1S2-φ6.502N-SPA4	27	-		
DC 2 wire 10-60V N.O.	D4S1-φ6.501C-OPA3	D4S2-φ6.502C-OPA3	29	-		
DC 2 wire 10-60V N.C.	D4S1-φ6.501C-CPA3	D4S2-φ6.502C-CPA3	30	-		
DC 3 wire 10-55v NPN N.O.	D3S1-φ6.501N-OPA3	D3S2-φ6.502N-OPA3	25	-		
DC 3 wire 10-55v NPN N.C.	D3S1-φ6.501N-CPA3	D3S2-φ6.502N-CPA3	25	-		
DC 3 wire 10-55v PNP N.O.	D3S1-φ6.501P-OPA3	D3S2-φ6.502P-OPA3	26	-		
DC 3 wire 10-55v PNP N.C.	D3S1-φ6.501P-CPA3	D3S2-φ6.502P-CPA3	26	-		
DC 3 wire 5-36V PNP N.C.	D2S1-φ6.501N-OPA3	D2S2-φ6.502N-OPA3	25	D2S1-φ6.501N-OPS3	D2S2-φ6.502N-OPS3	25
DC 3 wire 5-36V PNP N.O.	D2S1-φ6.501N-CPA3	D2S2-φ6.502N-CPA3	25	D2S1-φ6.501N-CPS3	D2S2-φ6.502N-CPS3	25
DC 3 wire 5-36V NPN N.C.	D2S1-φ6.501P-OPA3	D2S2-φ6.502P-OPA3	26	D2S1-φ6.501P-OPS3	D2S2-φ6.502P-OPS3	26
DC 3 wire 5-36V NPN N.O.	D2S1-φ6.501P-CPA3	D2S2-φ6.502P-CPA3	26	D2S1-φ6.501P-CPS3	D2S2-φ6.502P-CPS3	26
DC 4 wire 5-36V Changeover PNP (N.O & N.C.)	D2S1-φ6.501P-SPA4	D2S2-φ6.502P-SPA4	28	-		
DC 4 wire 5-36V Changeover NPN (N.O & N.C.)	D2S1-φ6.501N-SPA4	D2S2-φ6.502N-SPA4	27	-		
Wiring diagram number						
Dimensions (unit: mm)	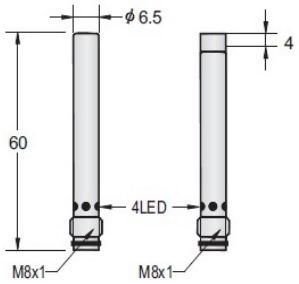			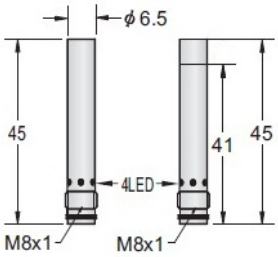		
Cable 2M (PVC)	-			-		
Weight	approx.17 g /approx.16 g			approx.14 g		

Subject to modifications without notice

Tel: +86-755-2646 7962 Fax: +86-755-2646 7925 MSN: dfan852@hotmail.com
Web: www.mountiger.com E-mail: sales@mountiger.com QQ: 873764592

Mountiger Sensing the future

DC INDUCTIVE PROXIMITY SWITCH(φ6.5)

Diameter	φ6.5			φ6.5		
Shielded/non-Shielded	Shielded/ Non-Shiedled			Shielded/ Non-Shiedled		
Switching Distance Sn mm	1mm / 2mm			1mm / 2mm		
Housing Material	stainless steel			stainless steel		
With LED/Without LED	With LED			With LED		
Picture						
Operating Voltage	10-30VDC / 5-36VDC /10-55V/ 10-60VDC			10-30VDC / 5-36VDC		
Ripple	<10%			<10%		
No Load Current	<10mA			<10mA		
Max. Load Current	200mA			200mA		
Leakge Current	<0.01mA			<0.01mA		
Voltage Drop	<1.5V			<1.5V		
Switching Frequency	2KHZ			2KHZ		
Response Time	0.1ms/0.1ms			0.1ms/0.1ms		
Switching Hysteresis	<15%(Sr)			<15%(Sr)		
Repeat Accuracy	<1.0%(Sr)			<1.0%(Sr)		
Protection Category	IP67			IP67		
Operating Temperature	-25 ℃ - +70 ℃			-25 ℃ - +70 ℃		
Temperature Drift	<10%(Sr)			<10%(Sr)		
Short Circuit Protection	YES			YES		
Overload Trip Point	220MA			220MA		
Material Active Face	POM			POM		
DC 3 wire 10-30V NPN N.O.	D1S1-φ6.501N-OEA4	D1S2-φ6.502N-OEA4	31	D1S1-φ6.501N-OES4	D1S2-φ6.502N-OES4	31
DC 3 wire 10-30V NPN N.C.	D1S1-φ6.501N-CEA4	D1S2-φ6.502N-CEA4	32	D1S1-φ6.501N-CES4	D1S2-φ6.502N-CES4	32
DC 3 wire 10-30V PNP N.O.	D1S1-φ6.501P-OEA4	D1S2-φ6.502P-OEA4	33	D1S1-φ6.501P-OES4	D1S2-φ6.502P-OES4	33
DC 3 wire 10-30V PNP N.C.	D1S1-φ6.501P-CEA4	D1S2-φ6.502P-CEA4	34	D1S1-φ6.501P-CES4	D1S2-φ6.502P-CES4	34
DC 4 wire 10-30V Changeover PNP (N.O. & N.C.)	D1S1-φ6.501P-SEA4	D1S2-φ6.502P-SEA4	36	-		
DC 4 wire 10-30V Changeover NPN (N.O. & N.C.)	D1S1-φ6.501N-SEA4	D1S2-φ6.502N-SEA4	35	-		
DC 2 wire 10-60V N.O.	D4S1-φ6.501C-OEA4	D4S2-φ6.502C-OEA4	37	-		
DC 2 wire 10-60V N.C.	D4S1-φ6.501C-CEA4	D4S2-φ6.502C-CEA4	38	-		
DC 3 wire 10-55v NPN N.O.	D3S1-φ6.501N-OEA4	D3S2-φ6.502N-OEA4	31	-		
DC 3 wire 10-55v NPN N.C.	D3S1-φ6.501N-CEA4	D3S2-φ6.502N-CEA4	32	-		
DC 3 wire 10-55v PNP N.O.	D3S1-φ6.501P-OEA4	D3S2-φ6.502P-OEA4	33	-		
DC 3 wire 10-55v PNP N.C.	D3S1-φ6.501P-CEA4	D3S2-φ6.502P-CEA4	34	-		
DC 3 wire 5-36V PNP N.C.	D2S1-φ6.501N-OEA4	D2S2-φ6.502N-OEA4	31	D2S1-φ6.501N-OES4	D2S2-φ6.502N-OES4	31
DC 3 wire 5-36V PNP N.O.	D2S1-φ6.501N-CEA4	D2S2-φ6.502N-CEA4	32	D2S1-φ6.501N-CES4	D2S2-φ6.502N-CES4	32
DC 3 wire 5-36V NPN N.C.	D2S1-φ6.501P-OEA4	D2S2-φ6.502P-OEA4	33	D2S1-φ6.501P-OES4	D2S2-φ6.502P-OES4	33
DC 3 wire 5-36V NPN N.O.	D2S1-φ6.501P-CEA4	D2S2-φ6.502P-CEA4	34	D2S1-φ6.501P-CES4	D2S2-φ6.502P-CES4	34
DC 4 wire 5-36V Changeover PNP (N.O & N.C.)	D2S1-φ6.501P-SEA4	D2S2-φ6.502P-SEA4	36	-		
DC 4 wire 5-36V Changeover NPN (N.O & N.C.)	D2S1-φ6.501N-SEA4	D2S2-φ6.502N-SEA4	35	-		
Wiring diagram number						
Dimensions (unit: mm)	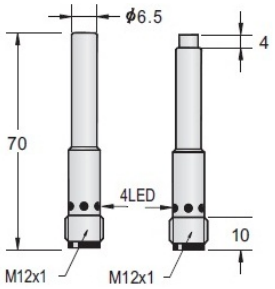			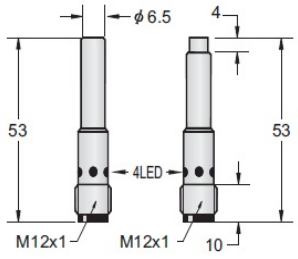		
Cable 2M (PVC)	-			-		
Weight	approx.25 g			approx.20g		

Subject to modifications without notice

Tel: +86-755-2646 7962 Fax: +86-755-2646 7925 MSN: dfan852@hotmail.com
Web: www.mountiger.com E-mail: sales@mountiger.com QQ: 873764592

Mountiger Sensing the future

DC INDUCTIVE PROXIMITY SWITCH(φ6.5)

Diameter	φ6.5			φ6.5		
Shielded/non-Shielded	Shielded/ Non-Shiedled			Shielded/ Non-Shiedled		
Switching Distance Sn mm	2mm / 4mm			2mm / 4mm		
Housing Material	stainless steel			stainless steel		
With LED/Without LED	With LED			With LED		
Picture						
Operating Voltage	10-30VDC			10-30VDC		
Ripple	<10%			<10%		
No Load Current	<10mA			<10mA		
Max. Load Current	200mA			200mA		
Leakge Current	<0.01mA			<0.01mA		
Voltage Drop	<2.0V			<2.0V		
Switching Frequency	2KHZ/1KHZ			2KHZ/1KHZ		
Response Time	0.1ms/0.1ms / 0.2ms/0.2ms			0.1ms/0.1ms / 0.2ms/0.2ms		
Switching Hysteresis	<15%(Sr)			<15%(Sr)		
Repeat Accuracy	<1.0%(Sr)			<1.0%(Sr)		
Protection Category	IP67			IP67		
Operating Temperature	-25 ℃ - +70 ℃			-25 ℃ - +70 ℃		
Temperature Drift	<10%(Sr)			<10%(Sr)		
Short Circuit Protection	YES			YES		
Overload Trip Point	220MA			220MA		
Material Active Face	POM			POM		
DC 3 wire 10-30V NPN N.O.	D1S1-φ6.502N-O3A2 ┆ D1S2-φ6.504N-O3A2		1	D1S1-φ6.502N-O3S2 ┆ D1S2-φ6.504N-O3S2		1
DC 3 wire 10-30V NPN N.C.	D1S1-φ6.502N-C3A2 ┆ D1S2-φ6.504N-C3A2		2	D1S1-φ6.502N-C3S2 ┆ D1S2-φ6.504N-C3S2		2
DC 3 wire 10-30V PNP N.O.	D1S1-φ6.502P-O3A2 ┆ D1S2-φ6.504P-O3A2		3	D1S1-φ6.502P-O3S2 ┆ D1S2-φ6.504P-O3S2		3
DC 3 wire 10-30V PNP N.C.	D1S1-φ6.502P-C3A2 ┆ D1S2-φ6.504P-C3A2		4	D1S1-φ6.502P-C3S2 ┆ D1S2-φ6.504P-C3S2		4
DC 4 wire 10-30V Changeover PNP (N.O. & N.C.)	-			-		
DC 4 wire 10-30V Changeover NPN (N.O. & N.C.)	-			-		
DC 2 wire 10-60V N.O.	-			-		
DC 2 wire 10-60V N.C.	-			-		
DC 3 wire 10-55v NPN N.O.	-			-		
DC 3 wire 10-55v NPN N.C.	-			-		
DC 3 wire 10-55v PNP N.O.	-			-		
DC 3 wire 10-55v PNP N.C.	-			-		
DC 3 wire 5-36V PNP N.C.	-			-		
DC 3 wire 5-36V PNP N.O.	-			-		
DC 3 wire 5-36V NPN N.C.	-			-		
DC 3 wire 5-36V NPN N.O.	-			-		
DC 4 wire 5-36V Changeover PNP (N.O & N.C.)	-			-		
DC 4 wire 5-36V Changeover NPN (N.O & N.C.)	-			-		
Wiring diagram number						
Dimensions (unit: mm)	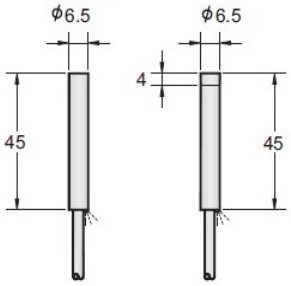			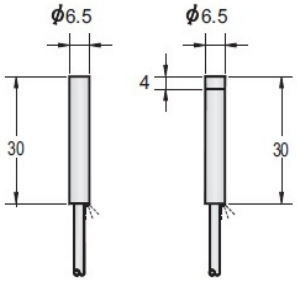		
Cable 2M (PVC)	3φ3x0.15 or 3φ4x0.15			3φ3x0.15		
Weight	approx.36 g			approx.40 g		

Subject to modifications without notice

Tel: +86-755-2646 7962 Fax: +86-755-2646 7925 MSN: dfan852@hotmail.com
Web: www.mountiger.com E-mail: sales@mountiger.com QQ: 873764592

Mountiger Sensing the future

DC INDUCTIVE PROXIMITY SWITCH(φ6.5)

Diameter	φ6.5		φ6.5	
Shielded/non-Shielded	Shielded/ Non-Shiedled		Shielded/ Non-Shiedled	
Switching Distance Sn mm	2mm / 4mm		2mm / 4mm	
Housing Material	stainless steel		stainless steel	
With LED/Without LED	With LED		With LED	
Picture				
Operating Voltage	10-30VDC		10-30VDC	
Ripple	<10%		<10%	
No Load Current	<10mA		<10mA	
Max. Load Current	200mA		200mA	
Leakge Current	<0.01mA		<0.01mA	
Voltage Drop	<2.0V		<2.0V	
Switching Frequency	2KHZ/1KHZ		2KHZ/1KHZ	
Response Time	0.1ms/0.1ms / 0.2ms/0.2ms		0.1ms/0.1ms / 0.2ms/0.2ms	
Switching Hysteresis	<15%(Sr)		<15%(Sr)	
Repeat Accuracy	<1.0%(Sr)		<1.0%(Sr)	
Protection Category	IP67		IP67	
Operating Temperature	-25 ℃ - +70 ℃		-25 ℃ - +70 ℃	
Temperature Drift	<10%(Sr)		<10%(Sr)	
Short Circuit Protection	YES		YES	
Overload Trip Point	220MA		220MA	
Material Active Face	POM		POM	
DC 3 wire 10-30V NPN N.O.	D1S1-φ6.502N-OPA3 ┆ D1S2-φ6.504N-OPA3	25	D1S1-φ6.502N-OPS3 ┆ D1S2-φ6.504N-OPS3	25
DC 3 wire 10-30V NPN N.C.	D1S1-φ6.502N-CPA3 ┆ D1S2-φ6.504N-CPA3	25	D1S1-φ6.502N-CPS3 ┆ D1S2-φ6.504N-CPS3	25
DC 3 wire 10-30V PNP N.O.	D1S1-φ6.502P-OPA3 ┆ D1S2-φ6.504P-OPA3	26	D1S1-φ6.502P-OPS3 ┆ D1S2-φ6.504P-OPS3	26
DC 3 wire 10-30V PNP N.C.	D1S1-φ6.502P-CPA3 ┆ D1S2-φ6.504P-CPA3	26	D1S1-φ6.502P-CPS3 ┆ D1S2-φ6.504P-CPS3	26
DC 4 wire 10-30V Changeover PNP (N.O. & N.C.)	-		-	
DC 4 wire 10-30V Changeover NPN (N.O. & N.C.)	-		-	
DC 2 wire 10-60V N.O.	-		-	
DC 2 wire 10-60V N.C.	-		-	
DC 3 wire 10-55v NPN N.O.	-		-	
DC 3 wire 10-55v NPN N.C.	-		-	
DC 3 wire 10-55v PNP N.O.	-		-	
DC 3 wire 10-55v PNP N.C.	-		-	
DC 3 wire 5-36V PNP N.C.	-		-	
DC 3 wire 5-36V PNP N.O.	-		-	
DC 3 wire 5-36V NPN N.C.	-		-	
DC 3 wire 5-36V NPN N.O.	-		-	
DC 4 wire 5-36V Changeover PNP (N.O & N.C.)	-		-	
DC 4 wire 5-36V Changeover NPN (N.O & N.C.)	-		-	
Wiring diagram number				
Dimensions (unit: mm)	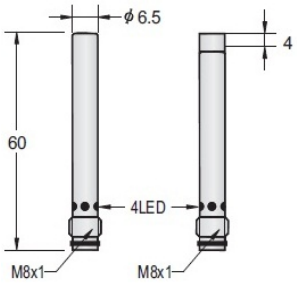		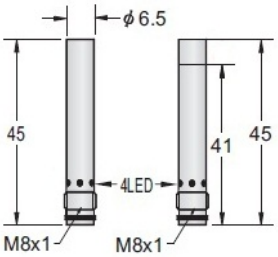	
Cable 2M (PVC)	-		-	
Weight	approx.17 g /approx.16 g		approx.14 g	

Subject to modifications without notice

Tel: +86-755-2646 7962 Fax: +86-755-2646 7925 MSN: dfan852@hotmail.com
Web: www.mountiger.com E-mail: sales@mountiger.com QQ: 873764592

Mountiger Sensing the future

DC INDUCTIVE PROXIMITY SWITCH(φ6.5)

Diameter	φ6.5		φ6.5	
Shielded/non-Shielded	Shielded/ Non-Shiedled		Shielded/ Non-Shiedled	
Switching Distance Sn mm	2mm / 4mm		2mm / 4mm	
Housing Material	stainless steel		stainless steel	
With LED/Without LED	With LED		With LED	
Picture				
Operating Voltage	10-30VDC		10-30VDC	
Ripple	<10%		<10%	
No Load Current	<10mA		<10mA	
Max. Load Current	200mA		200mA	
Leakge Current	<0.01mA		<0.01mA	
Voltage Drop	<2.0V		<2.0V	
Switching Frequency	2KHZ/1KHZ		2KHZ/1KHZ	
Response Time	0.1ms/0.1ms / 0.2ms/0.2ms		0.1ms/0.1ms / 0.2ms/0.2ms	
Switching Hysteresis	<15%(Sr)		<15%(Sr)	
Repeat Accuracy	<1.0%(Sr)		<1.0%(Sr)	
Protection Category	IP67		IP67	
Operating Temperature	-25 ℃ - +70 ℃		-25 ℃ - +70 ℃	
Temperature Drift	<10%(Sr)		<10%(Sr)	
Short Circuit Protection	YES		YES	
Overload Trip Point	220MA		220MA	
Material Active Face	POM		POM	
DC 3 wire 10-30V NPN N.O.	D1S1-φ6.502N-OEA4 ┆ D1S2-φ6.504N-OEA4	31	D1S1-φ6.502N-OES4 ┆ D1S2-φ6.504N-OES4	31
DC 3 wire 10-30V NPN N.C.	D1S1-φ6.502N-CEA4 ┆ D1S2-φ6.504N-CEA4	32	D1S1-φ6.502N-CES4 ┆ D1S2-φ6.504N-CES4	32
DC 3 wire 10-30V PNP N.O.	D1S1-φ6.502P-OEA4 ┆ D1S2-φ6.504P-OEA4	33	D1S1-φ6.502P-OES4 ┆ D1S2-φ6.504P-OES4	33
DC 3 wire 10-30V PNP N.C.	D1S1-φ6.502P-CEA4 ┆ D1S2-φ6.504P-CEA4	34	D1S1-φ6.502P-CES4 ┆ D1S2-φ6.504P-CES4	34
DC 4 wire 10-30V Changeover PNP (N.O. & N.C.)	-		-	
DC 4 wire 10-30V Changeover NPN (N.O. & N.C.)	-		-	
DC 2 wire 10-60V N.O.	-		-	
DC 2 wire 10-60V N.C.	-		-	
DC 3 wire 10-55v NPN N.O.	-		-	
DC 3 wire 10-55v NPN N.C.	-		-	
DC 3 wire 10-55v PNP N.O.	-		-	
DC 3 wire 10-55v PNP N.C.	-		-	
DC 3 wire 5-36V PNP N.C.	-		-	
DC 3 wire 5-36V PNP N.O.	-		-	
DC 3 wire 5-36V NPN N.C.	-		-	
DC 3 wire 5-36V NPN N.O.	-		-	
DC 4 wire 5-36V Changeover PNP (N.O & N.C.)	-		-	
DC 4 wire 5-36V Changeover NPN (N.O & N.C.)	-		-	
Wiring diagram number				
Dimensions (unit: mm)	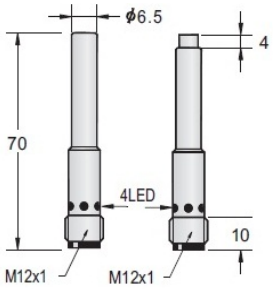		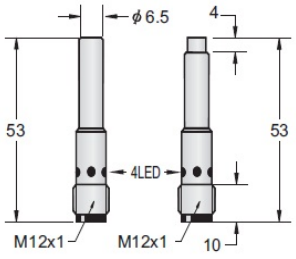	
Cable 2M (PVC)	-		-	
Weight	approx.25 g		approx.20g	

Subject to modifications without notice

Tel: +86-755-2646 7962 Fax: +86-755-2646 7925 MSN: dfan852@hotmail.com
Web: www.mountiger.com E-mail: sales@mountiger.com QQ: 873764592

Mountiger Sensing the future

DC INDUCTIVE PROXIMITY SWITCH(φ6.5)

Diameter	φ6.5		φ6.5	
Shielded/non-Shielded	Shielded/ Non-Shiedled		Shielded/ Non-Shiedled	
Switching Distance Sn mm	3mm / 6mm		3mm / 6mm	
Housing Material	stainless steel		stainless steel	
With LED/Without LED	With LED		With LED	
Picture				
Operating Voltage	10-30VDC		10-30VDC	
Ripple	<10%		<10%	
No Load Current	<10mA		<10mA	
Max. Load Current	200mA		200mA	
Leakge Current	<0.01mA		<0.01mA	
Voltage Drop	<2.0V		<2.0V	
Switching Frequency	1KHZ/500HZ		2KHZ/1KHZ	
Response Time	0.2ms/0.2ms / 0.5ms/0.5ms		0.2ms/0.2ms / 0.5ms/0.5ms	
Switching Hysteresis	<15%(Sr)		<15%(Sr)	
Repeat Accuracy	<1.0%(Sr)		<1.0%(Sr)	
Protection Category	IP67		IP67	
Operating Temperature	-25 ℃ - +70 ℃		-25 ℃ - +70 ℃	
Temperature Drift	<10%(Sr)		<10%(Sr)	
Short Circuit Protection	YES		YES	
Overload Trip Point	220MA		220MA	
Material Active Face	POM		POM	
DC 3 wire 10-30V NPN N.O.	D1S1-φ6.503N-O3A2 ┆ D1S2-φ6.506N-O3A2	1	D1S1-φ6.503N-O3S2 ┆ D1S2-φ6.506N-O3S2	1
DC 3 wire 10-30V NPN N.C.	D1S1-φ6.503N-C3A2 ┆ D1S2-φ6.506N-C3A2	2	D1S1-φ6.503N-C3S2 ┆ D1S2-φ6.506N-C3S2	2
DC 3 wire 10-30V PNP N.O.	D1S1-φ6.503P-O3A2 ┆ D1S2-φ6.506P-O3A2	3	D1S1-φ6.503P-O3S2 ┆ D1S2-φ6.506P-O3S2	3
DC 3 wire 10-30V PNP N.C.	D1S1-φ6.503P-C3A2 ┆ D1S2-φ6.506P-C3A2	4	D1S1-φ6.503P-C3S2 ┆ D1S2-φ6.506P-C3S2	4
DC 4 wire 10-30V Changeover PNP (N.O. & N.C.)	-		-	
DC 4 wire 10-30V Changeover NPN (N.O. & N.C.)	-		-	
DC 2 wire 10-60V N.O.	-		-	
DC 2 wire 10-60V N.C.	-		-	
DC 3 wire 10-55v NPN N.O.	-		-	
DC 3 wire 10-55v NPN N.C.	-		-	
DC 3 wire 10-55v PNP N.O.	-		-	
DC 3 wire 10-55v PNP N.C.	-		-	
DC 3 wire 5-36V PNP N.C.	-		-	
DC 3 wire 5-36V PNP N.O.	-		-	
DC 3 wire 5-36V NPN N.C.	-		-	
DC 3 wire 5-36V NPN N.O.	-		-	
DC 4 wire 5-36V Changeover PNP (N.O & N.C.)	-		-	
DC 4 wire 5-36V Changeover NPN (N.O & N.C.)	-		-	
Wiring diagram number				
Dimensions (unit: mm)	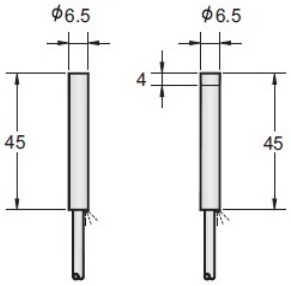		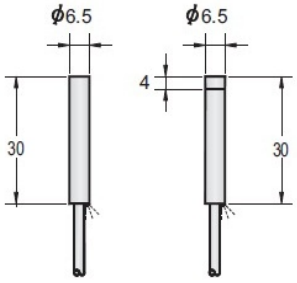	
Cable 2M (PVC)	3φ3x0.15 or 3φ4x0.15		3φ3x0.15	
Weight	approx.36 g		approx.40 g	

Subject to modifications without notice

Tel: +86-755-2646 7962 Fax: +86-755-2646 7925 MSN: dfan852@hotmail.com
Web: www.mountiger.com E-mail: sales@mountiger.com QQ: 873764592

Mountiger Sensing the future

DC INDUCTIVE PROXIMITY SWITCH(φ6.5)

Diameter	φ6.5			φ6.5		
Shielded/non-Shielded	Shielded/ Non-Shiedled			Shielded/ Non-Shiedled		
Switching Distance Sn mm	3mm / 6mm			3mm / 6mm		
Housing Material	stainless steel			stainless steel		
With LED/Without LED	With LED			With LED		
Picture						
Operating Voltage	10-30VDC			10-30VDC		
Ripple	<10%			<10%		
No Load Current	<10mA			<10mA		
Max. Load Current	200mA			200mA		
Leakge Current	<0.01mA			<0.01mA		
Voltage Drop	<2.0V			<2.0V		
Switching Frequency	1KHZ/500HZ			1KHZ/500HZ		
Response Time	0.2ms/0.2ms / 0.5ms/0.5ms			0.2ms/0.2ms / 0.5ms/0.5ms		
Switching Hysteresis	<15%(Sr)			<15%(Sr)		
Repeat Accuracy	<1.0%(Sr)			<1.0%(Sr)		
Protection Category	IP67			IP67		
Operating Temperature	-25 ℃ - +70 ℃			-25 ℃ - +70 ℃		
Temperature Drift	<10%(Sr)			<10%(Sr)		
Short Circuit Protection	YES			YES		
Overload Trip Point	220MA			220MA		
Material Active Face	POM			POM		
DC 3 wire 10-30V NPN N.O.	D1S1-φ6.503N-OPA3	D1S2-φ6.506N-OPA3	25	D1S1-φ6.503N-OPS3	D1S2-φ6.506N-OPS3	25
DC 3 wire 10-30V NPN N.C.	D1S1-φ6.503N-CPA3	D1S2-φ6.506N-CPA3	25	D1S1-φ6.503N-CPS3	D1S2-φ6.506N-CPS3	25
DC 3 wire 10-30V PNP N.O.	D1S1-φ6.503P-OPA3	D1S2-φ6.506P-OPA3	26	D1S1-φ6.503P-OPS3	D1S2-φ6.506P-OPS3	26
DC 3 wire 10-30V PNP N.C.	D1S1-φ6.503P-CPA3	D1S2-φ6.506P-CPA3	26	D1S1-φ6.503P-CPS3	D1S2-φ6.506P-CPS3	26
DC 4 wire 10-30V Changeover PNP (N.O. & N.C.)	-			-		
DC 4 wire 10-30V Changeover NPN (N.O. & N.C.)	-			-		
DC 2 wire 10-60V N.O.	-			-		
DC 2 wire 10-60V N.C.	-			-		
DC 3 wire 10-55v NPN N.O.	-			-		
DC 3 wire 10-55v NPN N.C.	-			-		
DC 3 wire 10-55v PNP N.O.	-			-		
DC 3 wire 10-55v PNP N.C.	-			-		
DC 3 wire 5-36V PNP N.C.	-			-		
DC 3 wire 5-36V PNP N.O.	-			-		
DC 3 wire 5-36V NPN N.C.	-			-		
DC 3 wire 5-36V NPN N.O.	-			-		
DC 4 wire 5-36V Changeover PNP (N.O & N.C.)	-			-		
DC 4 wire 5-36V Changeover NPN (N.O & N.C.)	-			-		
Wiring diagram number						
Dimensions (unit: mm)	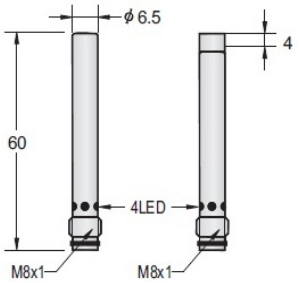			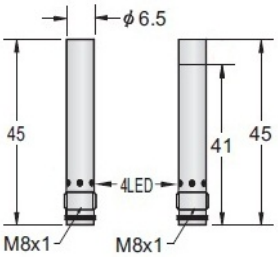		
Cable 2M (PVC)	-			-		
Weight	approx.17 g /approx.16 g			approx.14 g		

Subject to modifications without notice

Tel: +86-755-2646 7962 Fax: +86-755-2646 7925 MSN: dfan852@hotmail.com
Web: www.mountiger.com E-mail: sales@mountiger.com QQ: 873764592

Mountiger Sensing the future

DC INDUCTIVE PROXIMITY SWITCH(φ6.5)

Diameter	φ6.5		φ6.5	
Shielded/non-Shielded	Shielded/ Non-Shiedled		Shielded/ Non-Shiedled	
Switching Distance Sn mm	3mm / 6mm		3mm / 6mm	
Housing Material	stainless steel		stainless steel	
With LED/Without LED	With LED		With LED	
Picture				
Operating Voltage	10-30VDC		10-30VDC	
Ripple	<10%		<10%	
No Load Current	<10mA		<10mA	
Max. Load Current	200mA		200mA	
Leakge Current	<0.01mA		<0.01mA	
Voltage Drop	<2.0V		<2.0V	
Switching Frequency	1KHZ/500HZ		1KHZ/500HZ	
Response Time	0.2ms/0.2ms / 0.5ms/0.5ms		0.2ms/0.2ms / 0.5ms/0.5ms	
Switching Hysteresis	<15%(Sr)		<15%(Sr)	
Repeat Accuracy	<1.0%(Sr)		<1.0%(Sr)	
Protection Category	IP67		IP67	
Operating Temperature	-25 ℃ - +70 ℃		-25 ℃ - +70 ℃	
Temperature Drift	<10%(Sr)		<10%(Sr)	
Short Circuit Protection	YES		YES	
Overload Trip Point	220MA		220MA	
Material Active Face	POM		POM	
DC 3 wire 10-30V NPN N.O.	D1S1-φ6.503N-OEA4 ┆ D1S2-φ6.506N-OEA4	31	D1S1-φ6.503N-OES4 ┆ D1S2-φ6.506N-OES4	31
DC 3 wire 10-30V NPN N.C.	D1S1-φ6.503N-CEA4 ┆ D1S2-φ6.506N-CEA4	32	D1S1-φ6.503N-CES4 ┆ D1S2-φ6.506N-CES4	32
DC 3 wire 10-30V PNP N.O.	D1S1-φ6.503P-OEA4 ┆ D1S2-φ6.506P-OEA4	33	D1S1-φ6.503P-OES4 ┆ D1S2-φ6.506P-OES4	33
DC 3 wire 10-30V PNP N.C.	D1S1-φ6.503P-CEA4 ┆ D1S2-φ6.506P-CEA4	34	D1S1-φ6.503P-CES4 ┆ D1S2-φ6.506P-CES4	34
DC 4 wire 10-30V Changeover PNP (N.O. & N.C.)	-		-	
DC 4 wire 10-30V Changeover NPN (N.O. & N.C.)	-		-	
DC 2 wire 10-60V N.O.	-		-	
DC 2 wire 10-60V N.C.	-		-	
DC 3 wire 10-55v NPN N.O.	-		-	
DC 3 wire 10-55v NPN N.C.	-		-	
DC 3 wire 10-55v PNP N.O.	-		-	
DC 3 wire 10-55v PNP N.C.	-		-	
DC 3 wire 5-36V PNP N.C.	-		-	
DC 3 wire 5-36V PNP N.O.	-		-	
DC 3 wire 5-36V NPN N.C.	-		-	
DC 3 wire 5-36V NPN N.O.	-		-	
DC 4 wire 5-36V Changeover PNP (N.O & N.C.)	-		-	
DC 4 wire 5-36V Changeover NPN (N.O & N.C.)	-		-	
Wiring diagram number				
Dimensions (unit: mm)	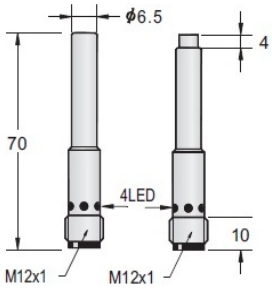		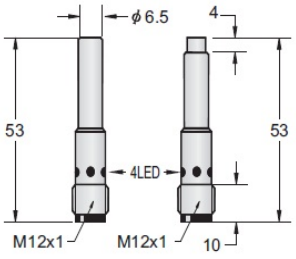	
Cable 2M (PVC)	-		-	
Weight	approx.25 g		approx.20g	

Subject to modifications without notice

Tel: +86-755-2646 7962 Fax: +86-755-2646 7925 MSN: dfan852@hotmail.com
Web: www.mountiger.com E-mail: sales@mountiger.com QQ: 873764592

Mountiger Sensing the future

DC INDUCTIVE PROXIMITY SWITCH(M8)

Diameter	M8			M8		
Shielded/non-Shielded	Shielded/ Non-Shiedled			Shielded/ Non-Shiedled		
Switching Distance Sn mm	1mm / 2mm			1mm / 2mm		
Housing Material	stainless steel			stainless steel		
With LED/Without LED	With LED			With LED		
Picture						
Operating Voltage	10-30VDC / 5-36VDC /10-55V/ 10-60VDC			10-30VDC / 5-36VDC		
Ripple	<10%			<10%		
No Load Current	<10mA			<10mA		
Max. Load Current	200mA			200mA		
Leakge Current	<0.01mA			<0.01mA		
Voltage Drop	<1.5V			<1.5V		
Switching Frequency	2KHZ			2KHZ		
Response Time	0.1ms/0.1ms			0.1ms/0.1ms		
Switching Hysteresis	<15%(Sr)			<15%(Sr)		
Repeat Accuracy	<1.0%(Sr)			<1.0%(Sr)		
Protection Category	IP67			IP67		
Operating Temperature	-25 ℃ - +70 ℃			-25 ℃ - +70 ℃		
Temperature Drift	<10%(Sr)			<10%(Sr)		
Short Circuit Protection	YES			YES		
Overload Trip Point	220MA			220MA		
Material Active Face	POM			POM		
DC 3 wire 10-30V NPN N.O.	D1S1-M0801N-O3A2	D1S2-M0802N-O3A2	1	D1S1-M0801N-O3S2	D1S2-M0802N-O3S2	1
DC 3 wire 10-30V NPN N.C.	D1S1-M0801N-C3A2	D1S2-M0802N-C3A2	2	D1S1-M0801N-C3S2	D1S2-M0802N-C3S2	2
DC 3 wire 10-30V PNP N.O.	D1S1-M0801P-O3A2	D1S2-M0802P-O3A2	3	D1S1-M0801P-O3S2	D1S2-M0802P-O3S2	3
DC 3 wire 10-30V PNP N.C.	D1S1-M0801P-C3A2	D1S2-M0802P-C3A2	4	D1S1-M0801P-C3S2	D1S2-M0802P-C3S2	4
DC 4 wire 10-30V Changeover PNP (N.O. & N.C.)	D1S1-M0801P-S4A2	D1S2-M0802P-S4A2	6	-		
DC 4 wire 10-30V Changeover NPN (N.O. & N.C.)	D1S1-M0801N-S4A2	D1S2-M0802N-S4A2	5	-		
DC 2 wire 10-60V N.O.	D4S1-M0801C-O2A2	D4S2-M0802C-O2A2	7	-		
DC 2 wire 10-60V N.C.	D4S1-M0801C-C2A2	D4S2-M0802C-C2A2	8	-		
DC 3 wire 10-55V NPN N.O.	D3S1-M0801N-O3A2	D3S2-M0802N-O3A2	1	-		
DC 3 wire 10-55V NPN N.C.	D3S1-M0801N--C3A2	D3S2-M0802N-C3A2	2	-		
DC 3 wire 10-55V PNP N.O.	D3S1-M0801P-O3A2	D3S2-M0802P-O3A2	3	-		
DC 3 wire 10-55V PNP N.C.	D3S1-M0801P-C3A2	D3S2-M0802P-C3A2	4	-		
DC 3 wire 5-36V PNP N.C.	D2S1-M0801N-O3A2	D2S2-M0802N-O3A2	1	D2S1-M0801N-O3S2	D2S2-M0802N-O3S2	1
DC 3 wire 5-36V PNP N.O.	D2S1-M0801N-C3A2	D2S2-M0802N-C3A2	2	D2S1-M0801N-C3S2	D2S2-M0802N-C3S2	2
DC 3 wire 5-36V NPN N.C.	D2S1-M0801P-O3A2	D2S2-M0802P-O3A2	3	D2S1-M0801P-O3S2	D2S2-M0802P-O3S2	3
DC 3 wire 5-36V NPN N.O.	D2S1-M0801P-C3A2	D2S2-M0802P-C3A2	4	D2S1-M0801P-C3S2	D2S2-M0802P-C3S2	4
DC 4 wire 5-36V Changeover PNP (N.O & N.C.)	D2S1-M0801P-S4A2	D2S2-M0802P-S4A2	6	-		
DC 4 wire 5-36V Changeover NPN (N.O & N.C.)	D2S1-M0801N-S4A2	D2S2-M0802N-S4A2	5	-		
Wiring diagram number						
Dimensions (unit: mm)	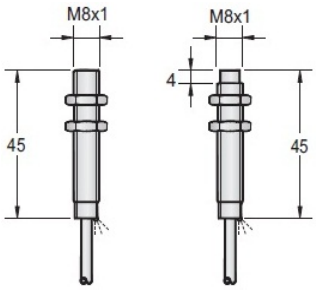			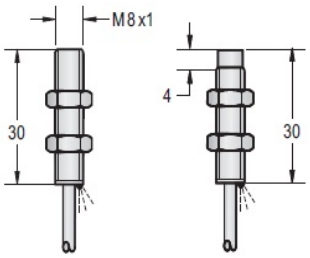		
Cable 2M (PVC)	3φ3x0.15 or 3φ4x0.15			3φ3x0.15		
Weight	approx.50 g			approx.40 g		

Subject to modifications without notice

Tel: +86-755-2646 7962 Fax: +86-755-2646 7925 MSN: dfan852@hotmail.com
Web: www.mountiger.com E-mail: sales@mountiger.com QQ: 873764592

Mountiger Sensing the future

DC INDUCTIVE PROXIMITY SWITCH(M8)

Diameter	M8			M8		
Shielded/non-Shielded	Shielded/ Non-Shiedled			Shielded/ Non-Shiedled		
Switching Distance Sn mm	1mm / 2mm			1mm / 2mm		
Housing Material	stainless steel			stainless steel		
With LED/Without LED	With LED			With LED		
Picture						
Operating Voltage	10-30VDC / 5-36VDC /10-55V/ 10-60VDC			10-30VDC / 5-36VDC		
Ripple	<10%			<10%		
No Load Current	<10mA			<10mA		
Max. Load Current	200mA			200mA		
Leakge Current	<0.01mA			<0.01mA		
Voltage Drop	<1.5V			<1.5V		
Switching Frequency	2KHZ			2KHZ		
Response Time	0.1ms/0.1ms			0.1ms/0.1ms		
Switching Hysteresis	<15%(Sr)			<15%(Sr)		
Repeat Accuracy	<1.0%(Sr)			<1.0%(Sr)		
Protection Category	IP67			IP67		
Operating Temperature	-25 ℃ - +70 ℃			-25 ℃ - +70 ℃		
Temperature Drift	<10%(Sr)			<10%(Sr)		
Short Circuit Protection	YES			YES		
Overload Trip Point	220MA			220MA		
Material Active Face	POM			POM		
DC 3 wire 10-30V NPN N.O.	D1S1-M0801N-OPA3	D1S2-M0802N-OPA3	25	D1S1-M0801N-OPS3	D1S2-M0802N-OPS3	25
DC 3 wire 10-30V NPN N.C.	D1S1-M0801N-CPA3	D1S2-M0802N-CPA3	25	D1S1-M0801N-CPS3	D1S2-M0802N-CPS3	25
DC 3 wire 10-30V PNP N.O.	D1S1-M0801P-OPA3	D1S2-M0802P-OPA3	26	D1S1-M0801P-OPS3	D1S2-M0802P-OPS3	26
DC 3 wire 10-30V PNP N.C.	D1S1-M0801P-CPA3	D1S2-M0802P-CPA3	26	D1S1-M0801P-CPS3	D1S2-M0802P-CPS3	26
DC 4 wire 10-30V Changeover PNP (N.O. & N.C.)	D1S1-M0801P-SPA4	D1S2-M0802P-SPA4	28	-		
DC 4 wire 10-30V Changeover NPN (N.O. & N.C.)	D1S1-M0801N-SPA4	D1S2-M0802N-SPA4	27	-		
DC 2 wire 10-60V N.O.	D4S1-M0801C-OPA3	D4S2-M0802C-OPA3	29	-		
DC 2 wire 10-60V N.C.	D4S1-M0801C-CPA3	D4S2-M0802C-CPA3	30	-		
DC 3 wire 10-55V NPN N.O.	D3S1-M0801N-OPA3	D3S2-M0802N-OPA3	25	-		
DC 3 wire 10-55V NPN N.C.	D3S1-M0801N-CPA3	D3S2-M0802N-CPA3	25	-		
DC 3 wire 10-55V PNP N.O.	D3S1-M0801P-OPA3	D3S2-M0802P-OPA3	26	-		
DC 3 wire 10-55V PNP N.C.	D3S1-M0801P-CPA3	D3S2-M0802P-CPA3	26	-		
DC 3 wire 5-36V PNP N.C.	D2S1-M0801N-OPA3	D2S2-M0802N-OPA3	25	D2S1-M0801N-OPS3	D2S2-M0802N-OPS3	25
DC 3 wire 5-36V PNP N.O.	D2S1-M0801N-CPA3	D2S2-M0802N-CPA3	25	D2S1-M0801N-CPS3	D2S2-M0802N-CPS3	25
DC 3 wire 5-36V NPN N.C.	D2S1-M0801P-OPA3	D2S2-M0802P-OPA3	26	D2S1-M0801P-OPS3	D2S2-M0802P-OPS3	26
DC 3 wire 5-36V NPN N.O.	D2S1-M0801P-CPA3	D2S2-M0802P-CPA3	26	D2S1-M0801P-CPS3	D2S2-M0802P-CPS3	26
DC 4 wire 5-36V Changeover PNP (N.O & N.C.)	D2S1-M0801P-SPA4	D2S2-M0802P-SPA4	28	-		
DC 4 wire 5-36V Changeover NPN (N.O & N.C.)	D2S1-M0801N-SPA4	D2S2-M0802N-SPA4	27	-		
Wiring diagram number						
Dimensions (unit: mm)	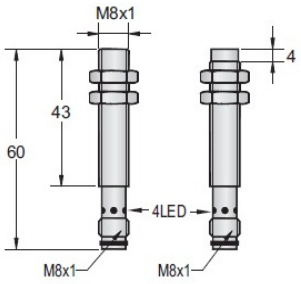			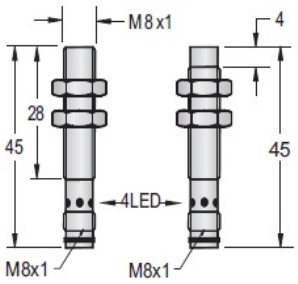		
Cable 2M (PVC)	M8 connector			M8 connector		
Weight	approx.16 g			approx.12 g		

Subject to modifications without notice

Tel: +86-755-2646 7962 Fax: +86-755-2646 7925 MSN: dfan852@hotmail.com
Web: www.mountiger.com E-mail: sales@mountiger.com QQ: 873764592

Mountiger Sensing the future

DC INDUCTIVE PROXIMITY SWITCH(M8)

Diameter	M8			M8		
Shielded/non-Shielded	Shielded/ Non-Shiedled			Shielded/ Non-Shiedled		
Switching Distance Sn mm	1mm / 2mm			1mm / 2mm		
Housing Material	stainless steel			stainless steel		
With LED/Without LED	With LED			With LED		
Picture						
Operating Voltage	10-30VDC / 5-36VDC /10-55V/ 10-60VDC			10-30VDC / 5-36VDC		
Ripple	<10%			<10%		
No Load Current	<10mA			<10mA		
Max. Load Current	200mA			200mA		
Leakge Current	<0.01mA			<0.01mA		
Voltage Drop	<1.5V			<1.5V		
Switching Frequency	2KHZ			2KHZ		
Response Time	0.1ms/0.1ms			0.1ms/0.1ms		
Switching Hysteresis	<15%(Sr)			<15%(Sr)		
Repeat Accuracy	<1.0%(Sr)			<1.0%(Sr)		
Protection Category	IP67			IP67		
Operating Temperature	-25 ℃ - +70 ℃			-25 ℃ - +70 ℃		
Temperature Drift	<10%(Sr)			<10%(Sr)		
Short Circuit Protection	YES			YES		
Overload Trip Point	220MA			220MA		
Material Active Face	POM			POM		
DC 3 wire 10-30V NPN N.O.	D1S1-M0801N-OEA4	D1S2-M0802N-OEA4	31	D1S1-M0801N-OES4	D1S2-M0802N-OES4	31
DC 3 wire 10-30V NPN N.C.	D1S1-M0801N-CEA4	D1S2-M0802N-CEA4	32	D1S1-M0801N-CES4	D1S2-M0802N-CES4	32
DC 3 wire 10-30V PNP N.O.	D1S1-M0801P-OEA4	D1S2-M0802P-OEA4	33	D1S1-M0801P-OES4	D1S2-M0802P-OES4	33
DC 3 wire 10-30V PNP N.C.	D1S1-M0801P-CEA4	D1S2-M0802P-CEA4	34	D1S1-M0801P-CES4	D1S2-M0802P-CES4	34
DC 4 wire 10-30V Changeover PNP (N.O. & N.C.)	D1S1-M0801P-SEA4	D1S2-M0802P-SEA4	36	-		
DC 4 wire 10-30V Changeover NPN (N.O. & N.C.)	D1S1-M0801N-SEA4	D1S2-M0802N-SEA4	35	-		
DC 2 wire 10-60V N.O.	D4S1-M0801C-OEA4	D4S2-M0802C-OEA4	37	-		
DC 2 wire 10-60V N.C.	D4S1-M0801C-CEA4	D4S2-M0802C-CEA4	38	-		
DC 3 wire 10-55V NPN N.O.	D3S1-M0801N-OEA4	D3S2-M0802N-OEA4	31	-		
DC 3 wire 10-55V NPN N.C.	D3S1-M0801N-CEA4	D3S2-M0802N-CEA4	32	--		
DC 3 wire 10-55V PNP N.O.	D3S1-M0801P-OEA4	D3S2-M0802P-OEA4	33	-		
DC 3 wire 10-55V PNP N.C.	D3S1-M0801P-CEA4	D3S2-M0802P-CEA4	34	-		
DC 3 wire 5-36V PNP N.C.	D2S1-M0801N-OEA4	D2S2-M0802N-OEA4	31	D2S1-M0801N-OES4	D2S2-M0802N-OES4	31
DC 3 wire 5-36V PNP N.O.	D2S1-M0801N-CEA4	D2S2-M0802N-CEA4	32	D2S1-M0801N-CES4	D2S2-M0802N-CES4	32
DC 3 wire 5-36V NPN N.C.	D2S1-M0801P-OEA4	D2S2-M0802P-OEA4	33	D2S1-M0801P-OES4	D2S2-M0802P-OES4	33
DC 3 wire 5-36V NPN N.O.	D2S1-M0801P-CEA4	D2S2-M0802P-CEA4	34	D2S1-M0801P-CES4	D2S2-M0802P-CES4	34
DC 4 wire 5-36V Changeover PNP (N.O & N.C.)	D2S1-M0801P-SEA4	D2S2-M0802P-SEA4	36	-		
DC 4 wire 5-36V Changeover NPN (N.O & N.C.)	D2S1-M0801N-SEA4	D2S2-M0802N-SEA4	35	-		
Wiring diagram number						
Dimensions (unit: mm)	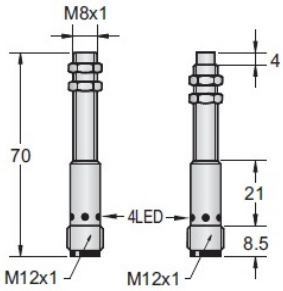			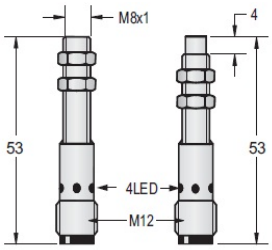		
Cable 2M (PVC)	M12 connector			M12 connector		
Weight	approx.25 g			approx.17g		

Subject to modifications without notice

Tel: +86-755-2646 7962 Fax: +86-755-2646 7925 MSN: dfan852@hotmail.com
Web: www.mountiger.com E-mail: sales@mountiger.com QQ: 873764592

Mountiger Sensing the future

DC INDUCTIVE PROXIMITY SWITCH(M8)

Diameter	M8		M8	
Shielded/non-Shielded	Shielded/ Non-Shiedled		Shielded/ Non-Shiedled	
Switching Distance Sn mm	2mm / 4mm		2mm / 4mm	
Housing Material	stainless steel or nickel plated brass		stainless steel or nickel plated brass	
With LED/Without LED	With LED		With LED	
Picture				
Operating Voltage	10-30VDC		10-30VDC	
Ripple	<10%		<10%	
No Load Current	<10mA		<10mA	
Max. Load Current	200mA		200mA	
Leakge Current	<0.01mA		<0.01mA	
Voltage Drop	<1.5V		<1.5V	
Switching Frequency	2KHZ / 1KHZ		2KHZ / 1KHZ	
Response Time	0.1ms/0.1ms 0.2ms/0.2ms		0.1ms/0.1ms 0.2ms/0.2ms	
Switching Hysteresis	<15%(Sr)		<15%(Sr)	
Repeat Accuracy	<1.0%(Sr)		<1.0%(Sr)	
Protection Category	IP67		IP67	
Operating Temperature	-25 ℃ - +70 ℃		-25 ℃ - +70 ℃	
Temperature Drift	<10%(Sr)		<10%(Sr)	
Short Circuit Protection	YES		YES	
Overload Trip Point	220MA		220MA	
Material Active Face	POM		POM	
DC 3 wire 10-30V NPN N.O.	D1S1-M0802N-O3A2 ┆ D1S2-M0804N-O3A2	1	D1S1-M0802N-O3S2 ┆ D1S2-M0804N-O3S2	1
DC 3 wire 10-30V NPN N.C.	D1S1-M0802N-C3A2 ┆ D1S2-M0804N-C3A2	2	D1S1-M0802N-C3S2 ┆ D1S2-M0804N-C3S2	2
DC 3 wire 10-30V PNP N.O.	D1S1-M0802P-O3A2 ┆ D1S2-M0804P-O3A2	3	D1S1-M0802P-O3S2 ┆ D1S2-M0804P-O3S2	3
DC 3 wire 10-30V PNP N.C.	D1S1-M0802P-C3A2 ┆ D1S2-M0804P-C3A2	4	D1S1-M0802P-C3S2 ┆ D1S2-M0804P-C3S2	4
DC 4 wire 10-30V Changeover PNP (N.O. & N.C.)	-		-	
DC 4 wire 10-30V Changeover NPN (N.O. & N.C.)	-		-	
DC 2 wire 10-60V N.O.	-		-	
DC 2 wire 10-60V N.C.	-		-	
DC 3 wire 10-55V NPN N.O.	-		-	
DC 3 wire 10-55V NPN N.C.	-		-	
DC 3 wire 10-55V PNP N.O.	-		-	
DC 3 wire 10-55V PNP N.C.	-		-	
DC 3 wire 5-36V PNP N.C.	-		-	
DC 3 wire 5-36V PNP N.O.	-		-	
DC 3 wire 5-36V NPN N.C.	-		-	
DC 3 wire 5-36V NPN N.O.	-		-	
DC 4 wire 5-36V Changeover PNP (N.O & N.C.)	-		-	
DC 4 wire 5-36V Changeover NPN (N.O & N.C.)	-		-	
Wiring diagram number				
Dimensions (unit: mm)	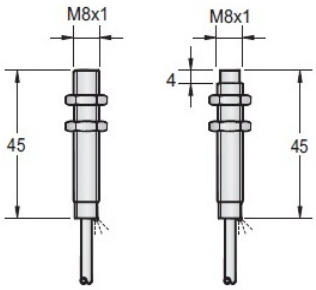		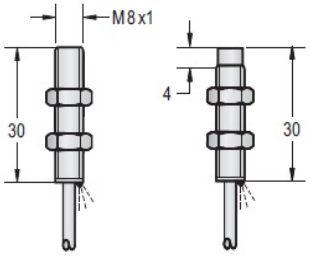	
Cable 2M (PVC)	3φ3x0.15 or 3φ4x0.15		3φ3x0.15	
Weight	approx.50 g		approx.40 g	

Subject to modifications without notice

Tel: +86-755-2646 7962 Fax: +86-755-2646 7925 MSN: dfan852@hotmail.com
Web: www.mountiger.com E-mail: sales@mountiger.com QQ: 873764592

Mountiger Sensing the future

DC INDUCTIVE PROXIMITY SWITCH(M8)

Diameter	M8			M8		
Shielded/non-Shielded	Shielded/ Non-Shiedled			Shielded/ Non-Shiedled		
Switching Distance Sn mm	2mm /4mm			2mm /4mm		
Housing Material	stainless steel or nickel plated brass			stainless steel or nickel plated brass		
With LED/Without LED	With LED			With LED		
Picture						
Operating Voltage	10-30VDC			10-30VDC		
Ripple	<10%			<10%		
No Load Current	<10mA			<10mA		
Max. Load Current	200mA			200mA		
Leakge Current	<0.01mA			<0.01mA		
Voltage Drop	<1.5V			<1.5V		
Switching Frequency	2KHZ / 1KHZ			2KHZ / 1KHZ		
Response Time	0.1ms/0.1ms 0.2ms/0.2ms			0.1ms/0.1ms 0.2ms/0.2ms		
Switching Hysteresis	<15%(Sr)			<15%(Sr)		
Repeat Accuracy	<1.0%(Sr)			<1.0%(Sr)		
Protection Category	IP67			IP67		
Operating Temperature	-25 ℃ - +70 ℃			-25 ℃ - +70 ℃		
Temperature Drift	<10%(Sr)			<10%(Sr)		
Short Circuit Protection	YES			YES		
Overload Trip Point	220MA			220MA		
Material Active Face	POM			POM		
DC 3 wire 10-30V NPN N.O.	D1S1-M0802N-OPA3	D1S2-M0804N-OPA3	31	D1S1-M0802N-OPS3	D1S2-M0804N-OPS3	31
DC 3 wire 10-30V NPN N.C.	D1S1-M0802N-CPA3	D1S2-M0804N-CPA3	32	D1S1-M0802N-CPS3	D1S2-M0804N-CPS3	32
DC 3 wire 10-30V PNP N.O.	D1S1-M0802P-OPA3	D1S2-M0804P-OPA3	33	D1S1-M0802P-OPS3	D1S2-M0804P-OPS3	33
DC 3 wire 10-30V PNP N.C.	D1S1-M0802P-CPA3	D1S2-M0804P-CPA3	34	D1S1-M0802P-CPS3	D1S2-M0804P-CPS3	34
DC 4 wire 10-30V Changeover PNP (N.O. & N.C.)	-			-		
DC 4 wire 10-30V Changeover NPN (N.O. & N.C.)	-			-		
DC 2 wire 10-60V N.O.	-			-		
DC 2 wire 10-60V N.C.	-			-		
DC 3 wire 10-55V NPN N.O.	-			-		
DC 3 wire 10-55V NPN N.C.	-			-		
DC 3 wire 10-55V PNP N.O.	-			-		
DC 3 wire 10-55V PNP N.C.	-			-		
DC 3 wire 5-36V PNP N.C.	-			-		
DC 3 wire 5-36V PNP N.O.	-			-		
DC 3 wire 5-36V NPN N.C.	-			-		
DC 3 wire 5-36V NPN N.O.	-			-		
DC 4 wire 5-36V Changeover PNP (N.O & N.C.)	-			-		
DC 4 wire 5-36V Changeover NPN (N.O & N.C.)	-			-		
Wiring diagram number						
Dimensions (unit: mm)	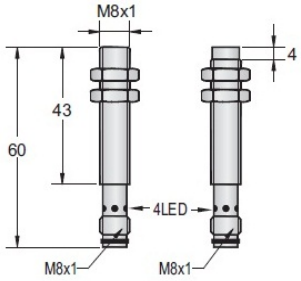			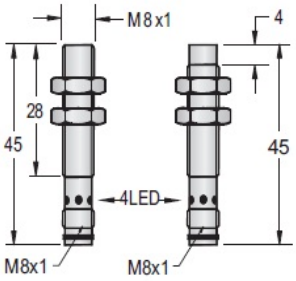		
Cable 2M (PVC)	M8 connector			M8 connector		
Weight	approx.16 g			approx.12 g		

Subject to modifications without notice

Tel: +86-755-2646 7962 Fax: +86-755-2646 7925 MSN: dfan852@hotmail.com
Web: www.mountiger.com E-mail: sales@mountiger.com QQ: 873764592

Mountiger Sensing the future

DC INDUCTIVE PROXIMITY SWITCH(M8)

Diameter	M8			M8		
Shielded/non-Shielded	Shielded/ Non-Shiedled			Shielded/ Non-Shiedled		
Switching Distance Sn mm	2mm /4mm			2mm /4mm		
Housing Material	stainless steel or nickel plated brass			stainless steel or nickel plated brass		
With LED/Without LED	With LED			With LED		
Picture						
Operating Voltage	10-30VDC			10-30VDC		
Ripple	<10%			<10%		
No Load Current	<10mA			<10mA		
Max. Load Current	200mA			200mA		
Leakge Current	<0.01mA			<0.01mA		
Voltage Drop	<1.5V			<1.5V		
Switching Frequency	2KHZ / 1KHZ			2KHZ / 1KHZ		
Response Time	0.1ms/0.1ms 0.2ms/0.2ms			0.1ms/0.1ms 0.2ms/0.2ms		
Switching Hysteresis	<15%(Sr)			<15%(Sr)		
Repeat Accuracy	<1.0%(Sr)			<1.0%(Sr)		
Protection Category	IP67			IP67		
Operating Temperature	-25 ℃ - +70 ℃			-25 ℃ - +70 ℃		
Temperature Drift	<10%(Sr)			<10%(Sr)		
Short Circuit Protection	YES			YES		
Overload Trip Point	220MA			220MA		
Material Active Face	POM			POM		
DC 3 wire 10-30V NPN N.O.	D1S1-M0802N-OEA4	D1S2-M0804N-OEA4	31	D1S1-M0802N-OES4	D1S2-M0804N-OES4	31
DC 3 wire 10-30V NPN N.C.	D1S1-M0802N-CEA4	D1S2-M0804N-CEA4	32	D1S1-M0802N-CES4	D1S2-M0804N-CES4	32
DC 3 wire 10-30V PNP N.O.	D1S1-M0802P-OEA4	D1S2-M0804P-OEA4	33	D1S1-M0802P-OES4	D1S2-M0804P-OES4	33
DC 3 wire 10-30V PNP N.C.	D1S1-M0802P-CEA4	D1S2-M0804P-CEA4	34	D1S1-M0802P-CES4	D1S2-M0804P-CES4	34
DC 4 wire 10-30V Changeover PNP (N.O. & N.C.)	-			-		
DC 4 wire 10-30V Changeover NPN (N.O. & N.C.)	-			-		
DC 2 wire 10-60V N.O.	-			-		
DC 2 wire 10-60V N.C.	-			-		
DC 3 wire 10-55V NPN N.O.	-			-		
DC 3 wire 10-55V NPN N.C.	-			-		
DC 3 wire 10-55V PNP N.O.	-			-		
DC 3 wire 10-55V PNP N.C.	-			-		
DC 3 wire 5-36V PNP N.C.	-			-		
DC 3 wire 5-36V PNP N.O.	-			-		
DC 3 wire 5-36V NPN N.C.	-			-		
DC 3 wire 5-36V NPN N.O.	-			-		
DC 4 wire 5-36V Changeover PNP (N.O & N.C.)	-			-		
DC 4 wire 5-36V Changeover NPN (N.O & N.C.)	-			-		
Wiring diagram number						
Dimensions (unit: mm)	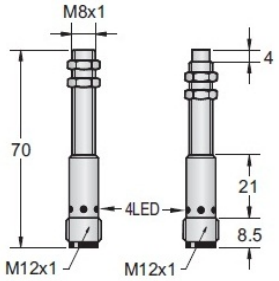			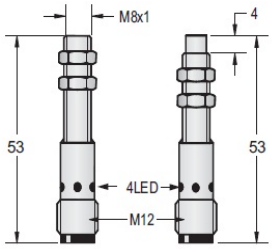		
Cable 2M (PVC)	M12 connector			M12 connector		
Weight	approx.15g			approx.17g		

Subject to modifications without notice

Tel: +86-755-2646 7962 Fax: +86-755-2646 7925 MSN: dfan852@hotmail.com
Web: www.mountiger.com E-mail: sales@mountiger.com QQ: 873764592

Mountiger Sensing the future

DC INDUCTIVE PROXIMITY SWITCH(M8)

Diameter	M8		M8	
Shielded/non-Shielded	Shielded/ Non-Shiedled		Shielded/ Non-Shiedled	
Switching Distance (Sn mm)	3mm / 6mm		3mm / 6mm	
Housing Material	stainless steel or nickel plated brass		stainless steel or nickel plated brass	
With LED/Without LED	With LED		With LED	
Picture				
Operating Voltage	10-30VDC		10-30VDC	
Ripple	<10%		<10%	
No Load Current	<10mA		<10mA	
Max. Load Current	200mA		200mA	
Leakge Current	<0.01mA		<0.01mA	
Voltage Drop	<1.5V		<1.5V	
Switching Frequency	1KHz / 500Hz		1KHz / 500Hz	
Response Time	0.2ms/0.2ms 0.5ms/0.5ms		0.2ms/0.2ms 0.5ms/0.5ms	
Switching Hysteresis	<15%(Sr)		<15%(Sr)	
Repeat Accuracy	<1.0%(Sr)		<1.0%(Sr)	
Protection Category	IP67		IP67	
Operating Temperature	-25 ℃ - +70 ℃		-25 ℃ - +70 ℃	
Temperature Drift	<10%(Sr)		<10%(Sr)	
Short Circuit Protection	YES		YES	
Overload Trip Point	220MA		220MA	
Material Active Face	POM		POM	
DC 3 wire 10-30V NPN N.O.	D1S1-M0803N-O3A2 ┆ D1S2-M0806N-O3A2	1	D1S1-M0803N-O3S2 ┆ D1S2-M0806N-O3S2	1
DC 3 wire 10-30V NPN N.C.	D1S1-M0803N-C3A2 ┆ D1S2-M0806N-C3A2	2	D1S1-M0803N-C3S2 ┆ D1S2-M0806N-C3S2	2
DC 3 wire 10-30V PNP N.O.	D1S1-M0803P-O3A2 ┆ D1S2-M0806P-O3A2	3	D1S1-M0803P-O3S2 ┆ D1S2-M0806P-O3S2	3
DC 3 wire 10-30V PNP N.C.	D1S1-M0803P-C3A2 ┆ D1S2-M0806P-C3A2	4	D1S1-M0803P-C3S2 ┆ D1S2-M0806P-C3S2	4
DC 4 wire 10-30V Changeover PNP (N.O. & N.C.)	-		-	
DC 4 wire 10-30V Changeover NPN (N.O. & N.C.)	-		-	
DC 2 wire 10-60V N.O.	-		-	
DC 2 wire 10-60V N.C.	-		-	
DC 3 wire 10-55V NPN N.O.	-		-	
DC 3 wire 10-55V NPN N.C.	-		-	
DC 3 wire 10-55V PNP N.O.	-		-	
DC 3 wire 10-55V PNP N.C.	-		-	
DC 3 wire 5-36V PNP N.C.	-		-	
DC 3 wire 5-36V PNP N.O.	-		-	
DC 3 wire 5-36V NPN N.C.	-		-	
DC 3 wire 5-36V NPN N.O.	-		-	
DC 4 wire 5-36V Changeover PNP (N.O & N.C.)	-		-	
DC 4 wire 5-36V Changeover NPN (N.O & N.C.)	-		-	
Wiring diagram number				
Dimensions (unit: mm)	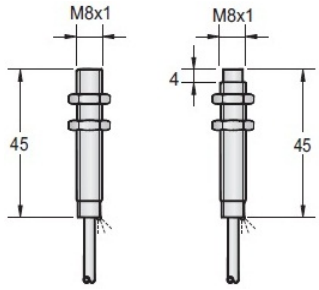		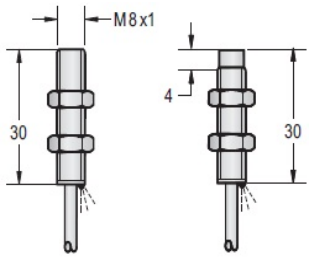	
Cable 2M (PVC)	3φ3x0.15 or 3φ4x0.15		3φ3x0.15	
Weight	approx.50 g		approx.40 g	

Subject to modifications without notice

Tel: +86-755-2646 7962 Fax: +86-755-2646 7925 MSN: dfan852@hotmail.com
Web: www.mountiger.com E-mail: sales@mountiger.com QQ: 873764592

Mountiger Sensing the future

DC INDUCTIVE PROXIMITY SWITCH(M8)

Diameter	M8			M8		
Shielded/non-Shielded	Shielded/ Non-Shiedled			Shielded/ Non-Shiedled		
Switching Distance Sn mm	3mm /6mm			3mm / 6mm		
Housing Material	stainless steel or nickel plated brass			stainless steel or nickel plated brass		
With LED/Without LED	With LED			With LED		
Picture						
Operating Voltage	10-30VDC			10-30VDC		
Ripple	<10%			<10%		
No Load Current	<10mA			<10mA		
Max. Load Current	200mA			200mA		
Leakge Current	<0.01mA			<0.01mA		
Voltage Drop	<1.5V			<1.5V		
Switching Frequency	1KHz / 500Hz			1KHz / 500Hz		
Response Time	0.2ms/0.2ms 0.5ms/0.5ms			0.2ms/0.2ms 0.5ms/0.5ms		
Switching Hysteresis	<15%(Sr)			<15%(Sr)		
Repeat Accuracy	<1.0%(Sr)			<1.0%(Sr)		
Protection Category	IP67			IP67		
Operating Temperature	-25 ℃ - +70 ℃			-25 ℃ - +70 ℃		
Temperature Drift	<10%(Sr)			<10%(Sr)		
Short Circuit Protection	YES			YES		
Overload Trip Point	220MA			220MA		
Material Active Face	POM			POM		
DC 3 wire 10-30V NPN N.O.	D1S1-M0803N-OPA3	D1S2-M0806N-OPA3	25	D1S1-M0803N-OPS3	D1S2-M0806N-OPS3	31
DC 3 wire 10-30V NPN N.C.	D1S1-M0803N-CPA3	D1S2-M0806N-CPA3	25	D1S1-M0803N-CPS3	D1S2-M0806N-CPS3	32
DC 3 wire 10-30V PNP N.O.	D1S1-M0803P-OPA3	D1S2-M0806P-OPA3	26	D1S1-M0803P-OPS3	D1S2-M0806P-OPS3	33
DC 3 wire 10-30V PNP N.C.	D1S1-M0803P-CPA3	D1S2-M0806P-CPA3	26	D1S1-M0803P-CPS3	D1S2-M0806P-CPS3	34
DC 4 wire 10-30V Changeover PNP (N.O. & N.C.)	-			-		
DC 4 wire 10-30V Changeover NPN (N.O. & N.C.)	-			-		
DC 2 wire 10-60V N.O.	-			-		
DC 2 wire 10-60V N.C.	-			-		
DC 3 wire 10-55V NPN N.O.	-			-		
DC 3 wire 10-55V NPN N.C.	-			-		
DC 3 wire 10-55V PNP N.O.	-			-		
DC 3 wire 10-55V PNP N.C.	-			-		
DC 3 wire 5-36V PNP N.C.	-			-		
DC 3 wire 5-36V PNP N.O.	-			-		
DC 3 wire 5-36V NPN N.C.	-			-		
DC 3 wire 5-36V NPN N.O.	-			-		
DC 4 wire 5-36V Changeover PNP (N.O & N.C.)	-			-		
DC 4 wire 5-36V Changeover NPN (N.O & N.C.)	-			-		
Wiring diagram number						
Dimensions (unit: mm)	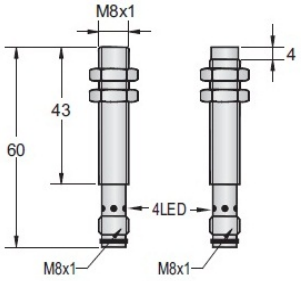			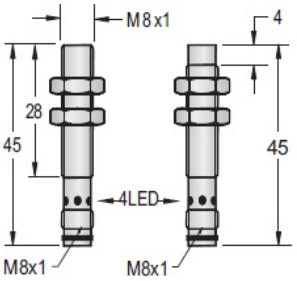		
Cable 2M (PVC)	M8 connector			M8 connector		
Weight	approx.16 g			approx.12 g		

Subject to modifications without notice

Tel: +86-755-2646 7962 Fax: +86-755-2646 7925 MSN: dfan852@hotmail.com
Web: www.mountiger.com E-mail: sales@mountiger.com QQ: 873764592

Mountiger Sensing the future

DC INDUCTIVE PROXIMITY SWITCH(M8)

Diameter	M8			M8		
Shielded/non-Shielded	Shielded/ Non-Shiedled			Shielded/ Non-Shiedled		
Switching Distance Sn mm	3mm /6mm			3mm / 6mm		
Housing Material	stainless steel or nickel plated brass			stainless steel or nickel plated brass		
With LED/Without LED	With LED			With LED		
Picture						
Operating Voltage	10-30VDC			10-30VDC		
Ripple	<10%			<10%		
No Load Current	<10mA			<10mA		
Max. Load Current	200mA			200mA		
Leakge Current	<0.01mA			<0.01mA		
Voltage Drop	<1.5V			<1.5V		
Switching Frequency	1KHz / 500Hz			1KHz / 500Hz		
Response Time	0.2ms/0.2ms 0.5ms/0.5ms			0.2ms/0.2ms 0.5ms/0.5ms		
Switching Hysteresis	<15%(Sr)			<15%(Sr)		
Repeat Accuracy	<1.0%(Sr)			<1.0%(Sr)		
Protection Category	IP67			IP67		
Operating Temperature	-25 ℃ - +70 ℃			-25 ℃ - +70 ℃		
Temperature Drift	<10%(Sr)			<10%(Sr)		
Short Circuit Protection	YES			YES		
Overload Trip Point	220MA			220MA		
Material Active Face	POM			POM		
DC 3 wire 10-30V NPN N.O.	D1S1-M0803N-OEA4	D1S2-M0806N-OEA4	25	D1S1-M0803N-OEA4	D1S2-M0806N-OEA4	31
DC 3 wire 10-30V NPN N.C.	D1S1-M0803N-CEA4	D1S2-M0806N-CEA4	25	D1S1-M0803N-CEA4	D1S2-M0806N-CEA4	32
DC 3 wire 10-30V PNP N.O.	D1S1-M0803P-OEA4	D1S2-M0806P-OEA4	26	D1S1-M0803P-OEA4	D1S2-M0806P-OEA4	33
DC 3 wire 10-30V PNP N.C.	D1S1-M0803P-CEA4	D1S2-M0806P-CEA4	26	D1S1-M0803P-CEA4	D1S2-M0806P-CEA4	34
DC 4 wire 10-30V Changeover PNP (N.O. & N.C.)	-			-		
DC 4 wire 10-30V Changeover NPN (N.O. & N.C.)	-			-		
DC 2 wire 10-60V N.O.	-			-		
DC 2 wire 10-60V N.C.	-			-		
DC 3 wire 10-55V NPN N.O.	-			-		
DC 3 wire 10-55V NPN N.C.	-			-		
DC 3 wire 10-55V PNP N.O.	-			-		
DC 3 wire 10-55V PNP N.C.	-			-		
DC 3 wire 5-36V PNP N.C.	-			-		
DC 3 wire 5-36V PNP N.O.	-			-		
DC 3 wire 5-36V NPN N.C.	-			-		
DC 3 wire 5-36V NPN N.O.	-			-		
DC 4 wire 5-36V Changeover PNP (N.O & N.C.)	-			-		
DC 4 wire 5-36V Changeover NPN (N.O & N.C.)	-			-		
Wiring diagram number						
Dimensions (unit: mm)	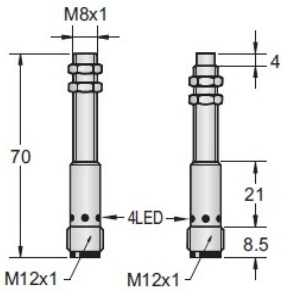			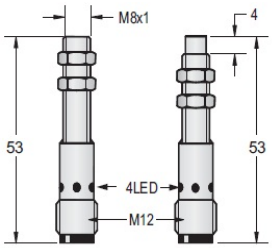		
Cable 2M (PVC)	M12 connector			M12 connector		
Weight	approx.25 g			approx.17g		

Subject to modifications without notice

Tel: +86-755-2646 7962 Fax: +86-755-2646 7925 MSN: dfan852@hotmail.com
Web: www.mountiger.com E-mail: sales@mountiger.com QQ: 873764592

Mountiger Sensing the future

DC INDUCTIVE PROXIMITY SWITCH(Q8)

Diameter	Q8		Q8	
Shielded/non-Shielded	Shielded		Shielded	
Switching Distance Sn mm	1mm		1mm	
Housing Material	Nickel Plated brass		Nickel Plated brass	
With LED/Without LED	With LED		With LED	
Picture				
Operating Voltage	10-30VDC / 5-36VDC		10-30VDC / 5-36VDC	
Ripple	<10%		<10%	
No Load Current	<10mA		<10mA	
Max. Load Current	200mA		200mA	
Leakge Current	<0.01mA		<0.01mA	
Voltage Drop	<1.5V		<1.5V	
Switching Frequency	2KHZ		2KHZ	
Response Time	0.1ms/0.1ms		0.1ms/0.1ms	
Switching Hysteresis	<15%(Sr)		<15%(Sr)	
Repeat Accuracy	<1.0%(Sr)		<1.0%(Sr)	
Protection Category	IP67		IP67	
Operating Temperature	-25 ℃ - +70 ℃		-25 ℃ - +70 ℃	
Temperature Drift	<10%(Sr)		<10%(Sr)	
Short Circuit Protection	YES		YES	
Overload Trip Point	220MA		220MA	
Material Active Face	POM		POM	
DC 3 wire 10-30V NPN N.O.	D1B1-Q8801N-OPA3	25	D1B1-Q8801N-O3A2	1
DC 3 wire 10-30V NPN N.C.	D1B1-Q8801N-CPA3	25	D1B1-Q8801N-C3A2	2
DC 3 wire 10-30V PNP N.O.	D1B1-Q8801P-OPA3	26	D1B1-Q8801P-O3A2	3
DC 3 wire 10-30V PNP N.C.	D1B1-Q8801P-CPA3	26	D1B1-Q8801P-C3A2	4
DC 4 wire 10-30V Changeover PNP (N.O. & N.C.)	-		-	
DC 4 wire 10-30V Changeover NPN (N.O. & N.C.)	-		-	
DC 2 wire 10-60V N.O.	-		-	
DC 2 wire 10-60V N.C.	-		-	
DC 3 wire 10-55v NPN N.O.	-		-	
DC 3 wire 10-55v NPN N.C.	-		-	
DC 3 wire 10-55v PNP N.O.	-		-	
DC 3 wire 10-55v PNP N.C.	-		-	
DC 3 wire 5-36V PNP N.C.	D2B1-Q8801N-OPA3	25	D2B1-Q8801N-O3A2	1
DC 3 wire 5-36V PNP N.O.	D2B1-Q8801N-CPA3	25	D2B1-Q8801N-C3A2	2
DC 3 wire 5-36V NPN N.C.	D2B1-Q8801P-OPA3	26	D2B1-Q8801P-O3A2	3
DC 3 wire 5-36V NPN N.O.	D2B1-Q8801P-CPA3	26	D2B1-Q8801P-C3A2	4
DC 4 wire 5-36V Changeover PNP (N.O & N.C.)	-		-	
DC 4 wire 5-36V Changeover NPN (N.O & N.C.)	-		-	
Wiring diagram number				
Dimensions (unit: mm)	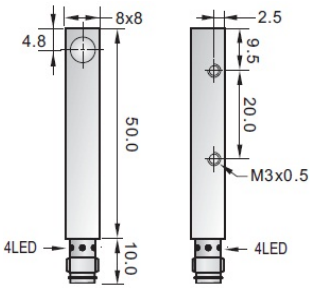		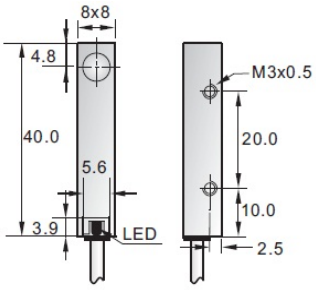	
Cable 2M (PVC)	-		3xφ3x0.15	
Weight	approx.38 g		approx.38 g	

Subject to modifications without notice

Tel: +86-755-2646 7962 Fax: +86-755-2646 7925 MSN: dfan852@hotmail.com
Web: www.mountiger.com E-mail: sales@mountiger.com QQ: 873764592

Mountiger Sensing the future

DC INDUCTIVE PROXIMITY SWITCH(Q8)

Diameter	Q8		Q8	
Shielded/non-Shielded	Shielded		Shielded	
Switching Distance Sn mm	1mm		2mm	
Housing Material	Nickel Plated brass		Nickel Plated brass	
With LED/Without LED	With LED		With LED	
Picture				
Operating Voltage	10-30VDC / 5-36VDC		10-30VDC	
Ripple	<10%		<10%	
No Load Current	<10mA		<10mA	
Max. Load Current	200mA		200mA	
Leakge Current	<0.01mA		<0.01mA	
Voltage Drop	<1.5V		<1.5V	
Switching Frequency	2KHZ		2KHZ	
Response Time	0.1ms/0.1ms		0.1ms/0.1ms	
Switching Hysteresis	<15%(Sr)		<15%(Sr)	
Repeat Accuracy	<1.0%(Sr)		<1.0%(Sr)	
Protection Category	IP67		IP67	
Operating Temperature	-25 ℃ - +70 ℃		-25 ℃ - +70 ℃	
Temperature Drift	<10%(Sr)		<10%(Sr)	
Short Circuit Protection	YES		YES	
Overload Trip Point	220MA		220MA	
Material Active Face	POM		POM	
DC 3 wire 10-30V NPN N.O.	D1B1-Q8801N-O3S2	1	D1B1-Q8802N-OPA3	25
DC 3 wire 10-30V NPN N.C.	D1B1-Q8801N-C3S2	2	D1B1-Q8802N-CPA3	25
DC 3 wire 10-30V PNP N.O.	D1B1-Q8801P-O3S2	3	D1B1-Q8802P-OPA3	26
DC 3 wire 10-30V PNP N.C.	D1B1-Q8801P-C3S2	4	D1B1-Q8802P-CPA3	26
DC 4 wire 10-30V Changeover PNP (N.O. & N.C.)	-		-	
DC 4 wire 10-30V Changeover NPN (N.O. & N.C.)	-		-	
DC 2 wire 10-60V N.O.	-		-	
DC 2 wire 10-60V N.C.	-		-	
DC 3 wire 10-55v NPN N.O.	-		-	
DC 3 wire 10-55v NPN N.C.	-		-	
DC 3 wire 10-55v PNP N.O.	-		-	
DC 3 wire 10-55v PNP N.C.	-		-	
DC 3 wire 5-36V PNP N.C.	D2B1-Q8801N-O3S2	1	-	
DC 3 wire 5-36V PNP N.O.	D2B1-Q8801N-C3S2	2	-	
DC 3 wire 5-36V NPN N.C.	D2B1-Q8801P-O3S2	3	-	
DC 3 wire 5-36V NPN N.O.	D2B1-Q8801P-C3S2	4	-	
DC 4 wire 5-36V Changeover PNP (N.O & N.C.)	-		-	
DC 4 wire 5-36V Changeover NPN (N.O & N.C.)	-		-	
Wiring diagram number				
Dimensions (unit: mm)	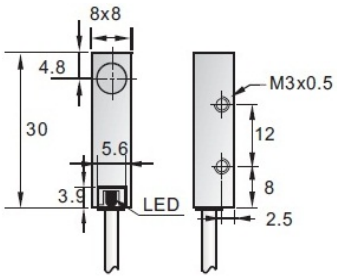		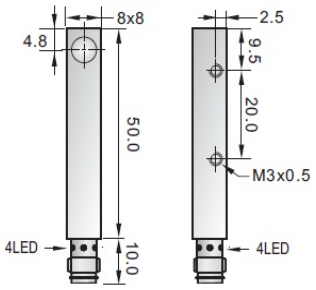	
Cable 2M (PVC)	3xφ3x0.15		-	
Weight	approx.38 g		approx.38 g	

Subject to modifications without notice

Tel: +86-755-2646 7962 Fax: +86-755-2646 7925 MSN: dfan852@hotmail.com
Web: www.mountiger.com E-mail: sales@mountiger.com QQ: 873764592

Mountiger Sensing the future

DC INDUCTIVE PROXIMITY SWITCH(Q8)

Diameter	Q8		Q8	
Shielded/non-Shielded	Shielded		Shielded	
Switching Distance Sn mm	2mm		2mm	
Housing Material	Nickel Plated brass		Nickel Plated brass	
With LED/Without LED	With LED		With LED	
Picture	CE		CE	
Operating Voltage	10-30VDC		10-30VDC	
Ripple	<10%		<10%	
No Load Current	<10mA		<10mA	
Max. Load Current	200mA		200mA	
Leakge Current	<0.01mA		<0.01mA	
Voltage Drop	<1.5V		<1.5V	
Switching Frequency	2KHZ		2KHZ	
Response Time	0.1ms/0.1ms		0.1ms/0.1ms	
Switching Hysteresis	<15%(Sr)		<15%(Sr)	
Repeat Accuracy	<1.0%(Sr)		<1.0%(Sr)	
Protection Category	IP67		IP67	
Operating Temperature	-25 ℃ - +70 ℃		-25 ℃ - +70 ℃	
Temperature Drift	<10%(Sr)		<10%(Sr)	
Short Circuit Protection	YES		YES	
Overload Trip Point	220MA		220MA	
Material Active Face	POM		POM	
DC 3 wire 10-30V NPN N.O.	D1B1-Q8802N-O3A2	1	D1B1-Q8802N-O3S2	1
DC 3 wire 10-30V NPN N.C.	D1B1-Q8802N-C3A2	2	D1B1-Q8802N-C3S2	2
DC 3 wire 10-30V PNP N.O.	D1B1-Q8802P-O3A2	3	D1B1-Q8802P-O3S2	3
DC 3 wire 10-30V PNP N.C.	D1B1-Q8802P-C3A2	4	D1B1-Q8802P-C3S2	4
DC 4 wire 10-30V Changeover PNP (N.O. & N.C.)	-		-	
DC 4 wire 10-30V Changeover NPN (N.O. & N.C.)	-		-	
DC 2 wire 10-60V N.O.	-		-	
DC 2 wire 10-60V N.C.	-		-	
DC 3 wire 10-55v NPN N.O.	-		-	
DC 3 wire 10-55v NPN N.C.	-		-	
DC 3 wire 10-55v PNP N.O.	-		-	
DC 3 wire 10-55v PNP N.C.	-		-	
DC 3 wire 5-36V PNP N.C.	-		-	
DC 3 wire 5-36V PNP N.O.	-		-	
DC 3 wire 5-36V NPN N.C.	-		-	
DC 3 wire 5-36V NPN N.O.	-		-	
DC 4 wire 5-36V Changeover PNP (N.O & N.C.)	-		-	
DC 4 wire 5-36V Changeover NPN (N.O & N.C.)	-		-	
Wiring diagram number				
Dimensions (unit: mm)	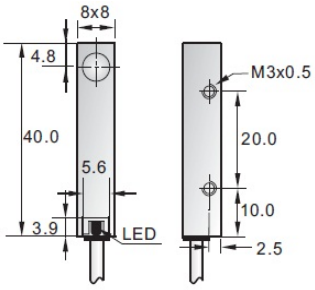		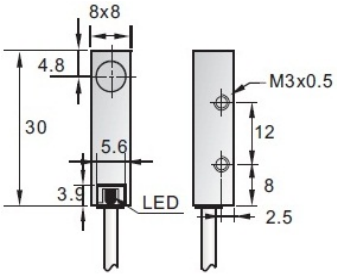	
Cable 2M (PVC)	3xφ3x0.15		3xφ3x0.15	
Weight	approx.38 g		approx.38 g	

Subject to modifications without notice

Tel: +86-755-2646 7962 Fax: +86-755-2646 7925 MSN: dfan852@hotmail.com
Web: www.mountiger.com E-mail: sales@mountiger.com QQ: 873764592

Mountiger Sensing the future

DC INDUCTIVE PROXIMITY SWITCH(Q8)

Diameter	Q8		Q8	
Shielded/non-Shielded	Shielded		Shielded	
Switching Distance Sn mm	3mm		3mm	
Housing Material	Nickel Plated brass		Nickel Plated brass	
With LED/Without LED	With LED		With LED	
Picture				
Operating Voltage	10-30VDC		10-30VDC / 5-36VDC	
Ripple	<10%		<10%	
No Load Current	<10mA		<10mA	
Max. Load Current	200mA		200mA	
Leakge Current	<0.01mA		<0.01mA	
Voltage Drop	<1.5V		<1.5V	
Switching Frequency	1KHZ		2KHZ	
Response Time	02ms/0.2ms		0.2ms/0.2ms	
Switching Hysteresis	<15%(Sr)		<15%(Sr)	
Repeat Accuracy	<1.0%(Sr)		<1.0%(Sr)	
Protection Category	IP67		IP67	
Operating Temperature	-25 ℃ - +70 ℃		-25 ℃ - +70 ℃	
Temperature Drift	<10%(Sr)		<10%(Sr)	
Short Circuit Protection	YES		YES	
Overload Trip Point	220MA		220MA	
Material Active Face	POM		POM	
DC 3 wire 10-30V NPN N.O.	D1B1-Q8803N-OPA3	25	D1B1-Q8803N-O3A2	1
DC 3 wire 10-30V NPN N.C.	D1B1-Q8803N-CPA3	25	D1B1-Q8803N-C3A2	2
DC 3 wire 10-30V PNP N.O.	D1B1-Q8803P-OPA3	26	D1B1-Q8803P-O3A2	3
DC 3 wire 10-30V PNP N.C.	D1B1-Q8803P-CPA3	26	D1B1-Q8803P-C3A2	4
DC 4 wire 10-30V Changeover PNP (N.O. & N.C.)	-		-	
DC 4 wire 10-30V Changeover NPN (N.O. & N.C.)	-		-	
DC 2 wire 10-60V N.O.	-		-	
DC 2 wire 10-60V N.C.	-		-	
DC 3 wire 10-55v NPN N.O.	-		-	
DC 3 wire 10-55v NPN N.C.	-		-	
DC 3 wire 10-55v PNP N.O.	-		-	
DC 3 wire 10-55v PNP N.C.	-		-	
DC 3 wire 5-36V PNP N.C.	-		-	
DC 3 wire 5-36V PNP N.O.	-		-	
DC 3 wire 5-36V NPN N.C.	-		-	
DC 3 wire 5-36V NPN N.O.	-		-	
DC 4 wire 5-36V Changeover PNP (N.O & N.C.)	-		-	
DC 4 wire 5-36V Changeover NPN (N.O & N.C.)	-		-	
Wiring diagram number				
Dimensions (unit: mm)	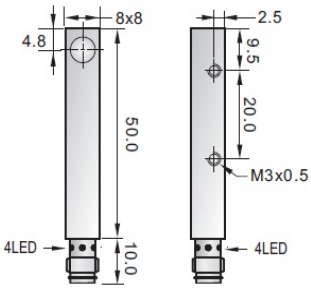		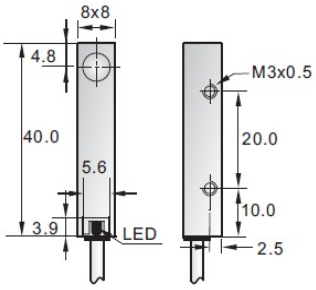	
Cable 2M (PVC)	-		3xφ3x0.15	
Weight	approx.38 g		approx.38 g	

Subject to modifications without notice

Tel: +86-755-2646 7962 Fax: +86-755-2646 7925 MSN: dfan852@hotmail.com
Web: www.mountiger.com E-mail: sales@mountiger.com QQ: 873764592

Mountiger Sensing the future

DC INDUCTIVE PROXIMITY SWITCH(Q8)

Diameter	Q8			
Shielded/non-Shielded	Shielded			
Switching Distance Sn mm	3mm			
Housing Material	Nickel Plated brass			
With LED/Without LED	With LED			
Picture				
Operating Voltage	10-30VDC / 5-36VDC			
Ripple	<10%			
No Load Current	<10mA			
Max. Load Current	200mA			
Leakge Current	<0.01mA			
Voltage Drop	<1.5V			
Switching Frequency	2KHZ			
Response Time	0.1ms/0.1ms			
Switching Hysteresis	<15%(Sr)			
Repeat Accuracy	<1.0%(Sr)			
Protection Category	IP67			
Operating Temperature	-25 ℃ - +70 ℃			
Temperature Drift	<10%(Sr)			
Short Circuit Protection	YES			
Overload Trip Point	220MA			
Material Active Face	POM			
DC 3 wire 10-30V NPN N.O.	D1B1-Q8803N-O3S2	1		
DC 3 wire 10-30V NPN N.C.	D1B1-Q8803N-C3S2	2		
DC 3 wire 10-30V PNP N.O.	D1B1-Q8803P-O3S2	3		
DC 3 wire 10-30V PNP N.C.	D1B1-Q8803P-C3S2	4		
DC 4 wire 10-30V Changeover PNP (N.O. & N.C.)	-			
DC 4 wire 10-30V Changeover NPN (N.O. & N.C.)	-			
DC 2 wire 10-60V N.O.	-			
DC 2 wire 10-60V N.C.	-			
DC 3 wire 10-55v NPN N.O.	-			
DC 3 wire 10-55v NPN N.C.	-			
DC 3 wire 10-55v PNP N.O.	-			
DC 3 wire 10-55v PNP N.C.	-			
DC 3 wire 5-36V PNP N.C.	-			
DC 3 wire 5-36V PNP N.O.	-			
DC 3 wire 5-36V NPN N.C.	-			
DC 3 wire 5-36V NPN N.O.	-			
DC 4 wire 5-36V Changeover PNP (N.O & N.C.)	-			
DC 4 wire 5-36V Changeover NPN (N.O & N.C.)	-			
Wiring diagram number				
Dimensions (unit: mm)	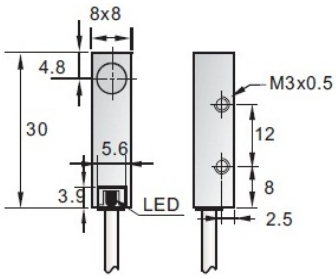			
Cable 2M (PVC)	3xφ3x0.15			
Weight	approx.38 g			

Subject to modifications without notice

Tel: +86-755-2646 7962 Fax: +86-755-2646 7925 MSN: dfan852@hotmail.com
Web: www.mountiger.com E-mail: sales@mountiger.com QQ: 873764592

Mountiger Sensing the future

DC INDUCTIVE PROXIMITY SWITCH(M12)

Diameter	M12			M12		
Shielded/non-Shielded	Shielded/ Non-Shiedled			Shielded/ Non-Shiedled		
Switching Distance Sn mm	2mm / 4mm			2mm / 4mm		
Housing Material	stainless steel or nickel plated brass			stainless steel or nickel plated brass		
With LED/Without LED	With LED			With LED		
Picture						
Operating Voltage	10-30VDC / 5-36VDC /10-55V/ 10-60VDC			10-30VDC / 5-36VDC /10-55V/ 10-60VDC		
Ripple	<10%			<10%		
No Load Current	<10mA			<10mA		
Max. Load Current	200mA			200mA		
Leakge Current	<0.01mA			<0.01mA		
Voltage Drop	<1.5V			<1.5V		
Switching Frequency	2KHZ / 1KHZ			2KHZ / 1KHZ		
Response Time	0.1ms/0.1ms			0.1ms/0.1ms		
Switching Hysteresis	<15%(Sr)			<15%(Sr)		
Repeat Accuracy	<1.0%(Sr)			<1.0%(Sr)		
Protection Category	IP67			IP67		
Operating Temperature	-25 ℃ - +70 ℃			-25 ℃ - +70 ℃		
Temperature Drift	<10%(Sr)			<10%(Sr)		
Short Circuit Protection	YES			YES		
Overload Trip Point	220MA			220MA		
Material Active Face	POM/PBT			POM/PBT		
DC 3 wire 10-30V NPN N.O.	D1B1-M1202N-O3A2	D1B2-M1204N-O3A2	1	D1B1-M1202N-O3S2	D1B2-M1204N-O3S2	1
DC 3 wire 10-30V NPN N.C.	D1B1-M1202N-C3A2	D1B2-M1204N-C3A2	2	D1B1-M1202N-C3S2	D1B2-M1204N-C3S2	2
DC 3 wire 10-30V PNP N.O.	D1B1-M1202P-O3A2	D1B2-M1204P-O3A2	3	D1B1-M1202P-O3S2	D1B2-M1204P-O3S2	3
DC 3 wire 10-30V PNP N.C.	D1B1-M1202P-C3A2	D1B2-M1204P-C3A2	4	D1B1-M1202P-C3S2	D1B2-M1204P-C3S2	4
DC 4 wire 10-30V Changeover PNP (N.O. & N.C.)	D1B1-M1202P-S4A2	D1B2-M1204P-S4A2	6	-		
DC 4 wire 10-30V Changeover NPN (N.O. & N.C.)	D1B1-M1202N-S4A2	D1B2-M1204N-S4A2	5	-		
DC 2 wire 10-60V N.O.	D4B1-M1202C-O2A2	D4B2-M1204C-O2A2	7	D4B1-M1202C-O2S2	D4B2-M1204C-O2S2	7
DC 2 wire 10-60V N.C.	D4B1-M1202C-C2A2	D4B2-M1204C-C2A2	8	D4B1-M1202C-C2S2	D4B2-M1204C-C2S2	8
DC 3 wire 10-55v NPN N.O.	D3B1-M1202N-O3A2	D3B2-M1204N-O3A2	1	D3B1-M1202N-O3S2	D3B2-M1204N-O3S2	1
DC 3 wire 10-55v NPN N.C.	D3B1-M1202N-C3A2	D3B2-M1204N-C3A2	2	D3B1-M1202N-C3S2	D3B2-M1204N-C3S2	2
DC 3 wire 10-55v PNP N.O.	D3B1-M1202P-O3A2	D3B2-M1204P-O3A2	3	D3B1-M1202P-O3S2	D3B2-M1204P-O3S2	3
DC 3 wire 10-55v PNP N.C.	D3B1-M1202P-C3A2	D3B2-M1204P-C3A2	4	D3B1-M1202P-C3S2	D3B2-M1204P-C3S2	4
DC 3 wire 5-36V PNP N.C.	D2B1-M1202N-O3A2	D2B2-M1204N-O3A2	1	D2B1-M1202N-O3S2	D2B2-M1204N-O3S2	1
DC 3 wire 5-36V PNP N.O.	D2B1-M1202N-C3A2	D2B2-M1204N-C3A2	2	D2B1-M1202N-C3S2	D2B2-M1204N-C3S2	2
DC 3 wire 5-36V NPN N.C.	D2B1-M1202P-O3A2	D2B2-M1204P-O3A2	3	D2B1-M1202P-O3S2	D2B2-M1204P-O3S2	3
DC 3 wire 5-36V NPN N.O.	D2B1-M1202P-C3A2	D2B2-M1204P-C3A2	4	D2B1-M1202P-C3S2	D2B2-M1204P-C3S2	4
DC 4 wire 5-36V Changeover PNP (N.O & N.C.)	D2B1-M1202P-S4A2	D2B2-M1204P-S4A2	6	-		
DC 4 wire 5-36V Changeover NPN (N.O & N.C.)	D2B1-M1202N-S4A2	D2B2-M1204N-S4A2	5	-		
Wiring diagram number						
Dimensions (unit: mm)	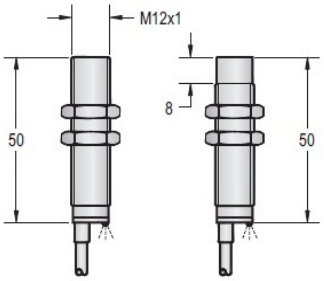			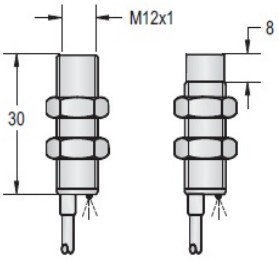		
Cable 2M (PVC)	4φ3x0.15 or 4φ4x0.15			4φ3x0.15 or 4φ4x0.15		
Weight	approx.67g / approx.65g			approx.62g / approx.60g		

Subject to modifications without notice

Tel: +86-755-2646 7962 Fax: +86-755-2646 7925 MSN: dfan852@hotmail.com
Web: www.mountiger.com E-mail: sales@mountiger.com QQ: 873764592

Mountiger Sensing the future

DC INDUCTIVE PROXIMITY SWITCH(M12)

Diameter	M12			M12		
Shielded/non-Shielded	Shielded/ Non-Shiedled			Shielded/ Non-Shiedled		
Switching Distance Sn mm	2mm / 4mm			2mm / 4mm		
Housing Material	stainless steel or nickel plated brass			stainless steel or nickel plated brass		
With LED/Without LED	With LED			With LED		
Picture						
Operating Voltage	10-30VDC / 5-36VDC /10-55V/ 10-60VDC			10-30VDC / 5-36VDC /10-55V/ 10-60VDC		
Ripple	<10%			<10%		
No Load Current	<10mA			<10mA		
Max. Load Current	200mA			200mA		
Leakge Current	<0.01mA			<0.01mA		
Voltage Drop	<1.5V			<1.5V		
Switching Frequency	2KHZ / 1KHZ			2KHZ / 1KHZ		
Response Time	0.1ms/0.1ms 0.2ms/0.2ms			0.1ms/0.1ms 0.2ms/0.2ms		
Switching Hysteresis	<15%(Sr)			<15%(Sr)		
Repeat Accuracy	<1.0%(Sr)			<1.0%(Sr)		
Protection Category	IP67			IP67		
Operating Temperature	-25 ℃ - +70 ℃			-25 ℃ - +70 ℃		
Temperature Drift	<10%(Sr)			<10%(Sr)		
Short Circuit Protection	YES			YES		
Overload Trip Point	220MA			220MA		
Material Active Face	POM/PBT			POM/PBT		
DC 3 wire 10-30V NPN N.O.	D1B1-M1202N-OEA4	D1B2-M1204N-OEA4	31	D1B1-M1202N-OES4	D1B2-M1204N-OES4	31
DC 3 wire 10-30V NPN N.C.	D1B1-M1202N-CEA4	D1B2-M1204N-CEA4	32	D1B1-M1202N-CES4	D1B2-M1204N-CES4	32
DC 3 wire 10-30V PNP N.O.	D1B1-M1202P-OEA4	D1B2-M1204P-OEA4	33	D1B1-M1202P-OES4	D1B2-M1204P-OES4	33
DC 3 wire 10-30V PNP N.C.	D1B1-M1202P-CEA4	D1B2-M1204P-CEA4	34	D1B1-M1202P-CES4	D1B2-M1204P-CES4	34
DC 4 wire 10-30V Changeover PNP (N.O. & N.C.)	D1B1-M1202P-SEA4	D1B2-M1204P-SEA4	36	-		
DC 4 wire 10-30V Changeover NPN (N.O. & N.C.)	D1B1-M1202N-SEA4	D1B2-M1204N-SEA4	35	-		
DC 2 wire 10-60V N.O.	D4B1-M1202C-OEA4	D4B2-M1204C-OEA4	37	D4B1-M1202C-OES4	D4B2-M1204C-OES4	37
DC 2 wire 10-60V N.C.	D4B1-M1202C-CEA4	D4B2-M1204C-CEA4	38	D4B1-M1202C-CES4	D4B2-M1204C-CES4	38
DC 3 wire 10-55v NPN N.O.	D3B1-M1202N-OEA4	D3B2-M1204N-OEA4	31	D3B1-M1202N-OES4	D3B2-M1204N-OES4	31
DC 3 wire 10-55v NPN N.C.	D3B1-M1202N-CEA4	D3B2-M1204N-CEA4	32	D3B1-M1202N-CES4	D3B2-M1204N-CES4	32
DC 3 wire 10-55v PNP N.O.	D3B1-M1202P-OEA4	D3B2-M1204P-OEA4	33	D3B1-M1202P-OES4	D3B2-M1204P-OES4	33
DC 3 wire 10-55v PNP N.C.	D3B1-M1202P-CEA4	D3B2-M1202P-CEA4	34	D3B1-M1202P-CES4	D3B2-M1204P-CES4	34
DC 3 wire 5-36V PNP N.C.	D2B1-M1202N-OEA4	D2B2-M1204N-OEA4	31	D2B1-M1202P-CES4	D2B2-M1204N-OES4	31
DC 3 wire 5-36V PNP N.O.	D2B1-M1202N-CEA4	D2B2-M1204N-CEA4	32	D2B1-M1202N-CES4	D2B2-M1204N-CES4	32
DC 3 wire 5-36V NPN N.C.	D2B1-M1202P-OEA4	D2B2-M1204P-OEA4	33	D2B1-M1202P-OES4	D2B2-M1204P-OES4	33
DC 3 wire 5-36V NPN N.O.	D2B1-M1202P-CEA4	D2B2-M1204P-CEA4	34	D2B1-M1202P-CES4	D2B2-M1204P-CES4	34
DC 4 wire 5-36V Changeover PNP (N.O & N.C.)	D2B1-M1202P-SEA4	D2B2-M1204P-SEA4	36	-		
DC 4 wire 5-36V Changeover NPN (N.O & N.C.)	D2B1-M1202N-SEA4	D2B2-M1204N-SEA4	35	-		
Wiring diagram number						
Dimensions (unit: mm)	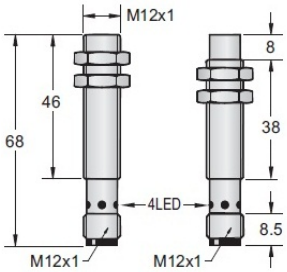			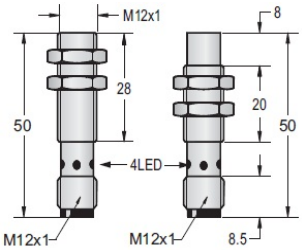		
Cable 2M (PVC)						
Weight	approx.31g / approx.30g			approx.25g / approx.23g		

Subject to modifications without notice

Tel: +86-755-2646 7962 Fax: +86-755-2646 7925 MSN: dfan852@hotmail.com
Web: www.mountiger.com E-mail: sales@mountiger.com QQ: 873764592

Mountiger Sensing the future

DC INDUCTIVE PROXIMITY SWITCH(M12)

Diameter	M12			M12		
Shielded/non-Shielded	Shielded/ Non-Shiedled			Shielded/ Non-Shiedled		
Switching Distance Sn mm	4mm / 8mm			4mm / 8mm		
Housing Material	stainless steel or nickel plated brass			stainless steel or nickel plated brass		
With LED/Without LED	With LED			With LED		
Picture						
Operating Voltage	10-30VDC / 5-36VDC /10-55V/ 10-60VDC			10-30VDC		
Ripple	<10%			<10%		
No Load Current	<10mA			<10mA		
Max. Load Current	200mA			200mA		
Leakge Current	<0.01mA			<0.01mA		
Voltage Drop	< 2.0V			< 2.0V		
Switching Frequency	1KHZ / 500HZ			1KHZ / 500HZ		
Response Time	0.2ms/0.2ms 0.5ms/0.5ms			0.2ms/0.2ms 0.5ms/0.5ms		
Switching Hysteresis	<15%(Sr)			<15%(Sr)		
Repeat Accuracy	<1.0%(Sr)			<1.0%(Sr)		
Protection Category	IP67			IP67		
Operating Temperature	-25 ℃ - +70 ℃			-25 ℃ - +70 ℃		
Temperature Drift	<10%(Sr)			<10%(Sr)		
Short Circuit Protection	YES			YES		
Overload Trip Point	220MA			220MA		
Material Active Face	POM/PBT			POM/PBT		
DC 3 wire 10-30V NPN N.O.	D1B1-M1204N-O3A2	D1B2-M1208N-O3A2	1	D1B1-M1204N-O3S2	D1B2-M1208N-O3S2	1
DC 3 wire 10-30V NPN N.C.	D1B1-M1204N-C3A2	D1B2-M1208N-C3A2	2	D1B1-M1204N-C3S2	D1B2-M1208N-C3S2	2
DC 3 wire 10-30V PNP N.O.	D1B1-M1204P-O3A2	D1B2-M1208P-O3A2	3	D1B1-M1204P-O3S2	D1B2-M1208P-O3S2	3
DC 3 wire 10-30V PNP N.C.	D1B1-M1204P-C3A2	D1B2-M1208P-C3A2	4	D1B1-M1204P-C3S2	D1B2-M1208P-C3S2	4
DC 4 wire 10-30V Changeover PNP (N.O. & N.C.)	D1B1-M1204P-S4A2	D1B2-M1208P-S4A2	6	-		
DC 4 wire 10-30V Changeover NPN (N.O. & N.C.)	D1B1-M1204N-S4A2	D1B2-M1208N-S4A2	5	-		
DC 2 wire 10-60V N.O.	D4B1-M1204C-O2A2	D4B2-M1208C-O2A2	7	-		
DC 2 wire 10-60V N.C.	D4B1-M1204C-C2A2	D4B2-M1208C-C2A2	8	-		
DC 3 wire 10-55v NPN N.O.	D3B1-M1204N-O3A2	D3B2-M1208N-O3A2	1	-		
DC 3 wire 10-55v NPN N.C.	D3B1-M1204N-C3A2	D3B2-M1208N-C3A2	2	-		
DC 3 wire 10-55v PNP N.O.	D3B1-M1204P-O3A2	D3B2-M1208P-O3A2	3	-		
DC 3 wire 10-55v PNP N.C.	D3B1-M1204P-C3A2	D3B2-M1208P-C3A2	4	-		
DC 3 wire 5-36V PNP N.C.	D2B1-M1204N-O3A2	D2B2-M1208N-O3A2	1	-		
DC 3 wire 5-36V PNP N.O.	D2B1-M1204N-C3A2	D2B2-M1208N-C3A2	2	-		
DC 3 wire 5-36V NPN N.C.	D2B1-M1204P-O3A2	D2B2-M1208P-O3A2	3	-		
DC 3 wire 5-36V NPN N.O.	D2B1-M1204P-C3A2	D2B2-M1208P-C3A2	4	-		
DC 4 wire 5-36V Changeover PNP (N.O & N.C.)	D2B1-M1204P-S4A2	D2B2-M1208P-S4A2	6	-		
DC 4 wire 5-36V Changeover NPN (N.O & N.C.)	D2B1-M1204N-S4A2	D2B2-M1208N-S4A2	5	-		
Wiring diagram number						
Dimensions (unit: mm)	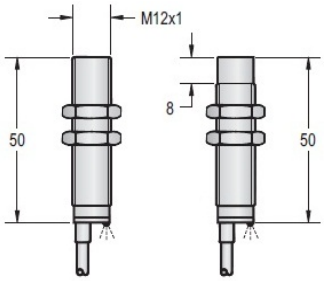			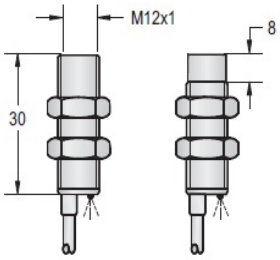		
Cable 2M (PVC)	4φ3x0.15 or 4φ4x0.15			4φ3x0.15 or 4φ4x0.15		
Weight	approx.67g / approx.65g			approx.62g / approx.60g		

Subject to modifications without notice

Tel: +86-755-2646 7962 Fax: +86-755-2646 7925 MSN: dfan852@hotmail.com
Web: www.mountiger.com E-mail: sales@mountiger.com QQ: 873764592

Mountiger Sensing the future

DC INDUCTIVE PROXIMITY SWITCH(M12)

Diameter	M12			M12		
Shielded/non-Shielded	Shielded/ Non-Shiedled			Shielded/ Non-Shiedled		
Switching Distance Sn mm	4mm / 8mm			4mm / 8mm		
Housing Material	stainless steel or nickel plated brass			stainless steel or nickel plated brass		
With LED/Without LED	With LED			With LED		
Picture						
Operating Voltage	10-30VDC / 5-36VDC /10-55V/ 10-60VDC			10-30VDC		
Ripple	<10%			<10%		
No Load Current	<10mA			<10mA		
Max. Load Current	200mA			200mA		
Leakge Current	<0.01mA			<0.01mA		
Voltage Drop	< 2.0V			< 2.0V		
Switching Frequency	1KHZ / 500HZ			1KHZ / 500HZ		
Response Time	0.2ms/0.2ms 0.5ms/0.5ms			0.2ms/0.2ms 0.5ms/0.5ms		
Switching Hysteresis	<15%(Sr)			<15%(Sr)		
Repeat Accuracy	<1.0%(Sr)			<1.0%(Sr)		
Protection Category	IP67			IP67		
Operating Temperature	-25 ℃ - +70 ℃			-25 ℃ - +70 ℃		
Temperature Drift	<10%(Sr)			<10%(Sr)		
Short Circuit Protection	YES			YES		
Overload Trip Point	220MA			220MA		
Material Active Face	POM/PBT			POM/PBT		
DC 3 wire 10-30V NPN N.O.	D1B1-M1204N-OEA4	D1B2-M1208N-OEA4	31	D1B1-M1204N-OES4	D1B2-M1208N-OES4	31
DC 3 wire 10-30V NPN N.C.	D1B1-M1204N-CEA4	D1B2-M1208N-CEA4	32	D1B1-M1204N-CES4	D1B2-M1208N-CES4	32
DC 3 wire 10-30V PNP N.O.	D1B1-M1204P-OEA4	D1B2-M1208P-OEA4	33	D1B1-M1204P-OES4	D1B2-M1208P-OES4	33
DC 3 wire 10-30V PNP N.C.	D1B1-M1204P-CEA4	D1B2-M1208P-CEA4	34	D1B1-M1204P-CES4	D1B2-M1208P-CES4	34
DC 4 wire 10-30V Changeover PNP (N.O. & N.C.)	D1B1-M1204P-SEA4	D1B2-M1208P-SEA4	36	-		
DC 4 wire 10-30V Changeover NPN (N.O. & N.C.)	D1B1-M1204N-SEA4	D1B2-M1208N-SEA4	35	-		
DC 2 wire 10-60V N.O.	D4B1-M1204C-OEA4	D4B2-M1208C-OEA4	37	-		
DC 2 wire 10-60V N.C.	D4B1-M1204C-CEA4	D4B2-M1208C-CEA4	38	-		
DC 3 wire 10-55v NPN N.O.	D3B1-M1204N-OEA4	D3B2-M1208N-OEA4	31	-		
DC 3 wire 10-55v NPN N.C.	D3B1-M1204N-CEA4	D3B2-M1208N-CEA4	32	-		
DC 3 wire 10-55v PNP N.O.	D3B1-M1204P-OEA4	D3B2-M1208P-OEA4	33	-		
DC 3 wire 10-55v PNP N.C.	D3B1-M1204P-CEA4	D3B2-M1204P-CEA4	34	-		
DC 3 wire 5-36V PNP N.C.	D2B1-M1204N-OEA4	D2B2-M1208N-OEA4	31	-		
DC 3 wire 5-36V PNP N.O.	D2B1-M1204N-CEA4	D2B2-M1208N-CEA4	32	-		
DC 3 wire 5-36V NPN N.C.	D2B1-M1204P-OEA4	D2B2-M1208P-OEA4	33	-		
DC 3 wire 5-36V NPN N.O.	D2B1-M1204P-CEA4	D2B2-M1208P-CEA4	34	-		
DC 4 wire 5-36V Changeover PNP (N.O & N.C.)	D2B1-M1204P-SEA4	D2B2-M1208P-SEA4	36	-		
DC 4 wire 5-36V Changeover NPN (N.O & N.C.)	D2B1-M1204N-SEA4	D2B2-M1208N-SEA4	35	-		
Wiring diagram number						
Dimensions (unit: mm)	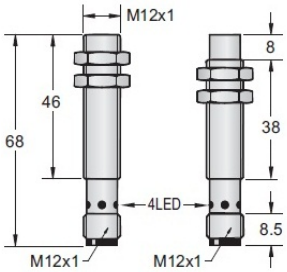			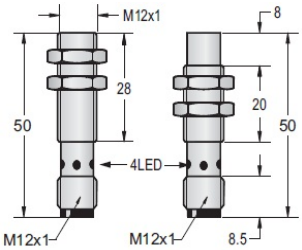		
Cable 2M (PVC)						
Weight	approx.31g / approx.30g			approx.25g / approx.23g		

Subject to modifications without notice

Tel: +86-755-2646 7962 Fax: +86-755-2646 7925 MSN: dfan852@hotmail.com
Web: www.mountiger.com E-mail: sales@mountiger.com QQ: 873764592

Mountiger Sensing the future

DC INDUCTIVE PROXIMITY SWITCH(M12)

Diameter	M12			M12		
Shielded/non-Shielded	Shielded/ Non-Shiedled			Shielded/ Non-Shiedled		
Switching Distance Sn mm	6mm / 10mm			6mm /10mm		
Housing Material	Nickel plated brass			Nickel plated brass		
With LED/Without LED	With LED			With LED		
Picture						
Operating Voltage	10-30VDC			10-30VDC		
Ripple	<10%			<10%		
No Load Current	<10mA			<10mA		
Max. Load Current	200mA			200mA		
Leakge Current	<0.01mA			<0.01mA		
Voltage Drop	< 2.0V			< 2.0V		
Switching Frequency	800HZ / 400HZ			800HZ / 400HZ		
Response Time	0.2ms/0.2ms 0.3ms/0.3ms			0.2ms/0.2ms 0.3ms/0.3ms		
Switching Hysteresis	<15%(Sr)			<15%(Sr)		
Repeat Accuracy	<1.0%(Sr)			<1.0%(Sr)		
Protection Category	IP67			IP67		
Operating Temperature	-25 ℃ - +70 ℃			-25 ℃ - +70 ℃		
Temperature Drift	<10%(Sr)			<10%(Sr)		
Short Circuit Protection	YES			YES		
Overload Trip Point	220MA			220MA		
Material Active Face	POM/PBT			POM/PBT		
DC 3 wire 10-30V NPN N.O.	D1B1-M1206N-O3A2 ┆ D1B2-M1210N-O3A2		1	D1B1-M1206N-O3S2 ┆ D1B2-M1210N-O3S2		1
DC 3 wire 10-30V NPN N.C.	D1B1-M1206N-C3A2 ┆ D1B2-M1210N-C3A2		2	D1B1-M1206N-C3S2 ┆ D1B2-M1210N-C3S2		2
DC 3 wire 10-30V PNP N.O.	D1B1-M1206P-O3A2 ┆ D1B2-M1210P-O3A2		3	D1B1-M1206P-O3S2 ┆ D1B2-M1210P-O3S2		3
DC 3 wire 10-30V PNP N.C.	D1B1-M1206P-C3A2 ┆ D1B2-M1210P-C3A2		4	D1B1-M1206P-C3S2 ┆ D1B2-M1210P-C3S2		4
DC 4 wire 10-30V Changeover PNP (N.O. & N.C.)	-			-		
DC 4 wire 10-30V Changeover NPN (N.O. & N.C.)	-			-		
DC 2 wire 10-60V N.O.	-			-		
DC 2 wire 10-60V N.C.	-			-		
DC 3 wire 10-55v NPN N.O.	-			-		
DC 3 wire 10-55v NPN N.C.	-			-		
DC 3 wire 10-55v PNP N.O.	-			-		
DC 3 wire 10-55v PNP N.C.	-			-		
DC 3 wire 5-36V PNP N.C.	-			-		
DC 3 wire 5-36V PNP N.O.	-			-		
DC 3 wire 5-36V NPN N.C.	-			-		
DC 3 wire 5-36V NPN N.O.	-			-		
DC 4 wire 5-36V Changeover PNP (N.O & N.C.)	-			-		
DC 4 wire 5-36V Changeover NPN (N.O & N.C.)	-			-		
Wiring diagram number						
Dimensions (unit: mm)	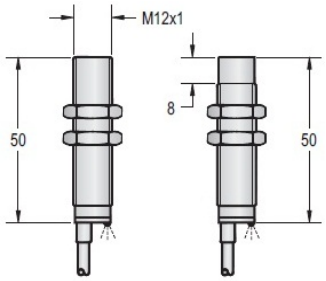			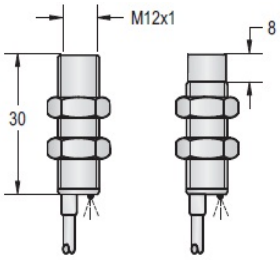		
Cable 2M (PVC)	4φ3x0.15			4φ3x0.15		
Weight	approx.67g / approx.65g			approx.62g / approx.60g		

Subject to modifications without notice

Tel: +86-755-2646 7962 Fax: +86-755-2646 7925 MSN: dfan852@hotmail.com
Web: www.mountiger.com E-mail: sales@mountiger.com QQ: 873764592

Mountiger Sensing the future

DC INDUCTIVE PROXIMITY SWITCH(M12)

Diameter	M12			M12		
Shielded/non-Shielded	Shielded/ Non-Shiedled			Shielded/ Non-Shiedled		
Switching Distance Sn mm	6mm / 10mm			6mm / 10mm		
Housing Material	Nickel plated brass			Nickel plated brass		
With LED/Without LED	With LED			With LED		
Picture						
Operating Voltage	10-30VDC			10-30VDC		
Ripple	<10%			<10%		
No Load Current	<10mA			<10mA		
Max. Load Current	200mA			200mA		
Leakge Current	<0.01mA			<0.01mA		
Voltage Drop	<2.0V			<2.0V		
Switching Frequency	800HZ / 400HZ			800HZ / 400HZ		
Response Time	0.2ms/0.2ms 0.3ms/0.3ms			0.2ms/0.2ms 0.3ms/0.3ms		
Switching Hysteresis	<15%(Sr)			<15%(Sr)		
Repeat Accuracy	<1.0%(Sr)			<1.0%(Sr)		
Protection Category	IP67			IP67		
Operating Temperature	-25 ℃ - +70 ℃			-25 ℃ - +70 ℃		
Temperature Drift	<10%(Sr)			<10%(Sr)		
Short Circuit Protection	YES			YES		
Overload Trip Point	220MA			220MA		
Material Active Face	POM/PBT			POM/PBT		
DC 3 wire 10-30V NPN N.O.	D1B1-M1206N-OEA4	D1B2-M1210N-OEA4	31	D1B1-M1206N-OES4	D1B2-M1210N-OES4	31
DC 3 wire 10-30V NPN N.C.	D1B1-M1206N-CEA4	D1B2-M1210N-CEA4	32	D1B1-M1206N-CES4	D1B2-M1210N-CES4	32
DC 3 wire 10-30V PNP N.O.	D1B1-M1206P-OEA4	D1B2-M1210P-OEA4	33	D1B1-M1206P-OES4	D1B2-M1210P-OES4	33
DC 3 wire 10-30V PNP N.C.	D1B1-M1206P-CEA4	D1B2-M1210P-CEA4	34	D1B1-M1206P-CES4	D1B2-M1210P-CES4	34
DC 4 wire 10-30V Changeover PNP (N.O. & N.C.)				-		
DC 4 wire 10-30V Changeover NPN (N.O. & N.C.)	-			-		
DC 2 wire 10-60V N.O.	-			-		
DC 2 wire 10-60V N.C.	-			-		
DC 3 wire 10-55v NPN N.O.	-			-		
DC 3 wire 10-55v NPN N.C.	-			-		
DC 3 wire 10-55v PNP N.O.	-			-		
DC 3 wire 10-55v PNP N.C.	-			-		
DC 3 wire 5-36V PNP N.C.	-			-		
DC 3 wire 5-36V PNP N.O.	-			-		
DC 3 wire 5-36V NPN N.C.	-			-		
DC 3 wire 5-36V NPN N.O.	-			-		
DC 4 wire 5-36V Changeover PNP (N.O & N.C.)	-			-		
DC 4 wire 5-36V Changeover NPN (N.O & N.C.)	-			-		
Wiring diagram number						
Dimensions (unit: mm)	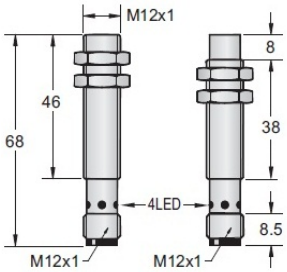			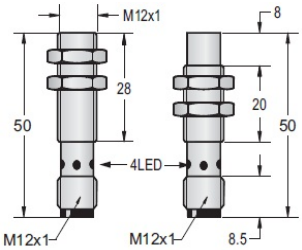		
Cable 2M (PVC)						
Weight	approx.31g / approx.30g			approx.25g / approx.23g		

Subject to modifications without notice

Tel: +86-755-2646 7962 Fax: +86-755-2646 7925 MSN: dfan852@hotmail.com
Web: www.mountiger.com E-mail: sales@mountiger.com QQ: 873764592

Mountiger Sensing the future

DC INDUCTIVE PROXIMITY SWITCH(M18)

Diameter	M18			M18		
Shielded/non-Shielded	Shielded/ Non-Shiedled			Shielded/ Non-Shiedled		
Switching Distance Sn mm	5mm / 8mm			5mm / 8mm		
Housing Material	stainless steel or nickel plated brass			stainless steel or nickel plated brass		
With LED/Without LED	With LED			With LED		
Picture						
Operating Voltage	10-30VDC / 5-36VDC /10-55V/ 10-60VDC			10-30VDC / 5-36VDC /10-55V/ 10-60VDC		
Ripple	<10%			<10%		
No Load Current	<10mA			<10mA		
Max. Load Current	200mA			200mA		
Leakge Current	<0.01mA			<0.01mA		
Voltage Drop	<1.5V			<1.5V		
Switching Frequency	1KHZ / 500HZ			1KHZ / 500HZ		
Response Time	0.2ms/0.2ms 0.5ms/0.5ms			0.2ms/0.2ms 0.5ms/0.5ms		
Switching Hysteresis	<15%(Sr)			<15%(Sr)		
Repeat Accuracy	<1.0%(Sr)			<1.0%(Sr)		
Protection Category	IP67			IP67		
Operating Temperature	-25 ℃ - +70 ℃			-25 ℃ - +70 ℃		
Temperature Drift	<10%(Sr)			<10%(Sr)		
Short Circuit Protection	YES			YES		
Overload Trip Point	220MA			220MA		
Material Active Face	POM/PBT			POM/PBT		
DC 3 wire 10-30V NPN N.O.	D1B1-M1805N-O3A2	D1B2-M1808N-O3A2	1	D1B1-M1805N-O3S2	D1B2-M1808N-O3S2	1
DC 3 wire 10-30V NPN N.C.	D1B1-M1805N-C3A2	D1B2-M1808N-C3A2	2	D1B1-M1805N-C3S2	D1B2-M1808N-C3S2	2
DC 3 wire 10-30V PNP N.O.	D1B1-M1805P-O3A2	D1B2-M1808P-O3A2	3	D1B1-M1805P-O3S2	D1B2-M1808P-O3S2	3
DC 3 wire 10-30V PNP N.C.	D1B1-M1805P-C3A2	D1B2-M1808P-C3A2	4	D1B1-M1805P-C3S2	D1B2-M1808P-C3S2	4
DC 4 wire 10-30V Changeover PNP (N.O. & N.C.)	D1B1-M1805P-S4A2	D1B2-M1808P-S4A2	6	D1B1-M1805P-S4S2	D1B2-M1808P-S4S2	6
DC 4 wire 10-30V Changeover NPN (N.O. & N.C.)	D1B1-M1805N-S4A2	D1B2-M1808N-S4A2	5	D1B1-M1805N-S4S2	D1B2-M1808N-S4S2	5
DC 2 wire 10-60V N.O.	D4B1-M1808C-O2A2	D4B2-M1808C-O2A2	7	D4B1-M1808C-O2S2	D4B2-M1808C-O2S2	7
DC 2 wire 10-60V N.C.	D4B1-M1805C-C2A2	D4B2-M1808C-C2A2	8	D4B1-M1805C-C2S2	D4B2-M1808C-C2S2	8
DC 3 wire 10-55v NPN N.O.	D3B1-M1805N-O3A2	D3B2-M1808N-O3A2	1	D3B1-M1805N-O3S2	D3B2-M1808N-O3S2	1
DC 3 wire 10-55v NPN N.C.	D3B1-M1805N-C3A2	D3B2-M1808N-C3A2	2	D3B1-M1805N-C3S2	D3B2-M1808N-C3S2	2
DC 3 wire 10-55v PNP N.O.	D3B1-M1805P-O3A2	D3B2-M1808P-O3A2	3	D3B1-M1805P-O3S2	D3B2-M1808P-O3S2	3
DC 3 wire 10-55v PNP N.C.	D3B1-M1805P-C3A2	D3B2-M1808P-C3A2	4	D3B1-M1805P-C3S2	D3B2-M1808P-C3S2	4
DC 3 wire 5-36V PNP N.C.	D2B1-M1805N-O3A2	D2B2-M1808N-O3A2	1	D2B1-M1805N-O3S2	D2B2-M1808N-O3S2	1
DC 3 wire 5-36V PNP N.O.	D2B1-M1805N-C3A2	D2B2-M1808N-C3A2	2	D2B1-M1805N-C3S2	D2B2-M1808N-C3S2	2
DC 3 wire 5-36V NPN N.C.	D2B1-M1805P-O3A2	D2B2-M1808P-O3A2	3	D2B1-M1805P-O3S2	D2B2-M1808P-O3S2	3
DC 3 wire 5-36V NPN N.O.	D2B1-M1805P-C3A2	D2B2-M1808P-C3A2	4	D2B1-M1805P-C3S2	D2B2-M1808P-C3S2	4
DC 4 wire 5-36V Changeover PNP (N.O & N.C.)	D2B1-M1805P-S4A2	D2B2-M1808P-S4A2	6	D2B1-M1805P-S4S2	D2B2-M1808P-S4S2	6
DC 4 wire 5-36V Changeover NPN (N.O & N.C.)	D2B1-M1805N-S4A2	D2B2-M1808N-S4A2	5	D2B1-M1805N-S4S2	D2B2-M1808N-S4S2	5
Wiring diagram number						
Dimensions (unit: mm)	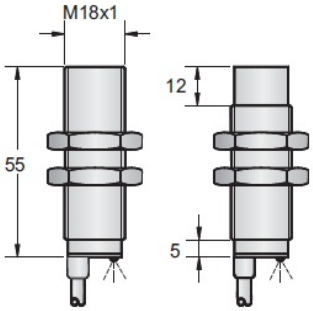			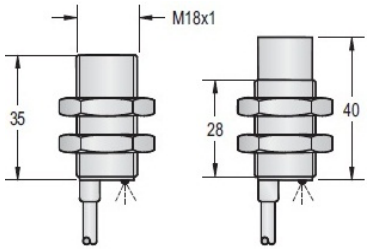		
Cable 2M (PVC)	5.8φ3x0.15 or 5.8φ4x0.15			4φ3x.0.34 or 4φ4x0.34		
Weight	approx.153g / approx.144g			approx.132g / approx.134g		

Subject to modifications without notice

Tel: +86-755-2646 7962 Fax: +86-755-2646 7925 MSN: dfan852@hotmail.com
Web: www.mountiger.com E-mail: sales@mountiger.com QQ: 873764592

Mountiger Sensing the future

DC INDUCTIVE PROXIMITY SWITCH(M18)

Diameter	M18			M18		
Shielded/non-Shielded	Shielded/ Non-Shiedled			Shielded/ Non-Shiedled		
Switching Distance Sn mm	5mm / 8mm			5mm / 8mm		
Housing Material	stainless steel or nickel plated brass			stainless steel or nickel plated brass		
With LED/Without LED	With LED			With LED		
Picture						
Operating Voltage	10-30VDC / 5-36VDC /10-55V/ 10-60VDC			10-30VDC / 5-36VDC /10-55V/ 10-60VDC		
Ripple	<10%			<10%		
No Load Current	<10mA			<10mA		
Max. Load Current	200mA			200mA		
Leakge Current	<0.01mA			<0.01mA		
Voltage Drop	<1.5V			<1.5V		
Switching Frequency	1KHZ / 500HZ			1KHZ / 500HZ		
Response Time	0.2ms/0.2ms 0.5ms/0.5ms			0.2ms/0.2ms 0.5ms/0.5ms		
Switching Hysteresis	<15%(Sr)			<15%(Sr)		
Repeat Accuracy	<1.0%(Sr)			<1.0%(Sr)		
Protection Category	IP67			IP67		
Operating Temperature	-25 ℃ - +70 ℃			-25 ℃ - +70 ℃		
Temperature Drift	<10%(Sr)			<10%(Sr)		
Short Circuit Protection	YES			YES		
Overload Trip Point	220MA			220MA		
Material Active Face	POM/PBT			POM/PBT		
DC 3 wire 10-30V NPN N.O.	D1B1-M1805N-OEA4	D1B2-M1808N-OEA4	31	D1B1-M1805N-OES4	D1B2-M1808N-OES4	31
DC 3 wire 10-30V NPN N.C.	D1B1-M1805N-CEA4	D1B2-M1808N-CEA4	32	D1B1-M1805N-CES4	D1B2-M1808N-CES4	32
DC 3 wire 10-30V PNP N.O.	D1B1-M1805P-OEA4	D1B2-M1808P-OEA4	33	D1B1-M1805P-OES4	D1B2-M1808P-OES4	33
DC 3 wire 10-30V PNP N.C.	D1B1-M1805P-CEA4	D1B2-M1808P-CEA4	34	D1B1-M1805P-CES4	D1B2-M1808P-CES4	34
DC 4 wire 10-30V Changeover PNP (N.O. & N.C.)	D1B1-M1805P-SEA4	D1B2-M1808P-SEA4	36	D1B1-M1805P-SES4	D1B2-M1808P-SES4	36
DC 4 wire 10-30V Changeover NPN (N.O. & N.C.)	D1B1-M1805N-SEA4	D1B2-M1808N-SEA4	35	D1B1-M1805N-SES4	D1B2-M1808N-SES4	35
DC 2 wire 10-60V N.O.	D4B1-M1805C-OEA4	D4B2-M1808C-OEA4	37	D4B1-M1805C-OES4	D4B2-M1808C-OES4	37
DC 2 wire 10-60V N.C.	D4B1-M1805C-CEA4	D4B2-M1808C-CEA4	38	D4B1-M1805C-CES4	D4B2-M1808C-CES4	38
DC 3 wire 10-55v NPN N.O.	D3B1-M1805N-OEA4	D3B2-M1808N-OEA4	31	D3B1-M1805N-OES4	D3B2-M1808N-OES4	31
DC 3 wire 10-55v NPN N.C.	D3B1-M1805N-CEA4	D3B2-M1808N-CEA4	32	D3B1-M1805N-CES4	D3B2-M1808N-CES4	32
DC 3 wire 10-55v PNP N.O.	D3B1-M1805P-OEA4	D3B2-M1808P-OEA4	33	D3B1-M1805P-OES4	D3B2-M1808P-OES4	33
DC 3 wire 10-55v PNP N.C.	D3B1-M1805P-CEA4	D3B2-M1808P-CEA4	34	D3B1-M1805P-CES4	D3B2-M1808P-CES4	34
DC 3 wire 5-36V PNP N.C.	D2B1-M1805N-OEA4	D2B2-M1808N-OEA4	31	D2B1-M1805N-CES4	D2B2-M1808N-OES4	31
DC 3 wire 5-36V PNP N.O.	D2B1-M1805N-CEA4	D2B2-M1808N-CEA4	32	D2B1-M1805N-OES4	D2B2-M1808N-CES4	32
DC 3 wire 5-36V NPN N.C.	D2B1-M1805P-OEA4	D2B2-M1808P-OEA4	33	D2B1-M1805P-OES4	D2B2-M1808P-OES4	33
DC 3 wire 5-36V NPN N.O.	D2B1-M1805P-CEA4	D2B2-M1808P-CEA4	34	D2B1-M1805P-CES4	D2B2-M1808P-CES4	34
DC 4 wire 5-36V Changeover PNP (N.O & N.C.)	D2B1-M1805P-SEA4	D2B2-M1808P-SEA4	36	D2B1-M1805P-SES4	D2B2-M1808P-SES4	36
DC 4 wire 5-36V Changeover NPN (N.O & N.C.)	D2B1-M1805N-SEA4	D2B2-M1808N-SEA4	35	D2B1-M1805N-SES4	D2B2-M1808N-SES4	35
Wiring diagram number						
Dimensions (unit: mm)	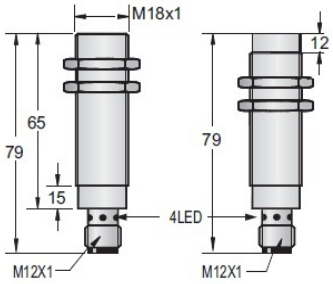			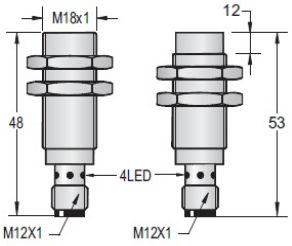		
Cable 2M (PVC)						
Weight	approx.94 g / approx.91g			approx.70g		

Subject to modifications without notice

Tel: +86-755-2646 7962 Fax: +86-755-2646 7925 MSN: dfan852@hotmail.com
Web: www.mountiger.com E-mail: sales@mountiger.com QQ: 873764592

Mountiger Sensing the future

DC INDUCTIVE PROXIMITY SWITCH(M18)

Diameter	M18			M18		
Shielded/non-Shielded	Shielded/ Non-Shiedled			Shielded/ Non-Shiedled		
Switching Distance Sn mm	8mm / 16mm			8mm / 16mm		
Housing Material	stainless steel or nickel plated brass			stainless steel or nickel plated brass		
With LED/Without LED	With LED			With LED		
Picture						
Operating Voltage	10-30VDC / 5-36VDC /10-55V/ 10-60VDC			10-30VDC / 5-36VDC /10-55V/ 10-60VDC		
Ripple	<10%			<10%		
No Load Current	<10mA			<10mA		
Max. Load Current	200mA			200mA		
Leakge Current	<0.01mA			<0.01mA		
Voltage Drop	< 2.0V			< 2.0V		
Switching Frequency	500HZ / 150HZ			500HZ / 150HZ		
Response Time	0.5ms/0.5ms 1ms / 1ms			0.5ms/0.5ms 1ms / 1ms		
Switching Hysteresis	<15%(Sr)			<15%(Sr)		
Repeat Accuracy	<1.0%(Sr)			<1.0%(Sr)		
Protection Category	IP67			IP67		
Operating Temperature	-25 ℃ - +70 ℃			-25 ℃ - +70 ℃		
Temperature Drift	<10%(Sr)			<10%(Sr)		
Short Circuit Protection	YES			YES		
Overload Trip Point	220MA			220MA		
Material Active Face	POM/PBT			POM/PBT		
DC 3 wire 10-30V NPN N.O.	D1B1-M1808N-O3A2	D1B2-M1816N-O3A2	1	D1B1-M1808N-O3S2	D1B2-M1816N-O3S2	1
DC 3 wire 10-30V NPN N.C.	D1B1-M1808N-C3A2	D1B2-M1816N-C3A2	2	D1B1-M1808N-C3S2	D1B2-M1816N-C3S2	2
DC 3 wire 10-30V PNP N.O.	D1B1-M1808P-O3A2	D1B2-M1816P-O3A2	3	D1B1-M1808P-O3S2	D1B2-M1816P-O3S2	3
DC 3 wire 10-30V PNP N.C.	D1B1-M1808P-C3A2	D1B2-M1816P-C3A2	4	D1B1-M1808P-C3S2	D1B2-M1816P-C3S2	4
DC 4 wire 10-30V Changeover PNP (N.O. & N.C.)	D1B1-M1808P-S4A2	D1B2-M1816P-S4A2	6	D1B1-M1808P-S4S2	D1B2-M1816P-S4S2	6
DC 4 wire 10-30V Changeover NPN (N.O. & N.C.)	D1B1-M1808N-S4A2	D1B2-M1816N-S4A2	5	D1B1-M1808N-S4S2	D1B2-M1816N-S4S2	5
DC 2 wire 10-60V N.O.	D4B1-M1808C-O2A2	D4B2-M1816C-C2A2	7	D4B1-M1808C-O2S2	D4B2-M1816C-O2S2	7
DC 2 wire 10-60V N.C.	D4B1-M1808C-C2A2	D4B2-M1816C-O2A2	8	D4B1-M1808C-C2S2	D4B2-M1816C-C2S2	8
DC 3 wire 10-55v NPN N.O.	D3B1-M1808N-O3A2	D3B2-M1816N-O3A2	1	D3B1-M1808N-O3S2	D3B2-M1816N-O3S2	1
DC 3 wire 10-55v NPN N.C.	D3B1-M1808N-C3A2	D3B2-M1816N-C3A2	2	D3B1-M1808N-C3S2	D3B2-M1816N-C3S2	2
DC 3 wire 10-55v PNP N.O.	D3B1-M1808P-O3A2	D3B2-M1816P-O3A2	3	D3B1-M1808P-O3S2	D3B2-M1808P-O3S2	3
DC 3 wire 10-55v PNP N.C.	D3B1-M1808P-C3A2	D3B2-M1816P-C3A2	4	D2B1-M1808P-C3S2	D3B2-M1816P-C3S2	4
DC 3 wire 5-36V PNP N.C.	D2B1-M1808N-O3A2	D2B2-M1816N-O3A2	1	D2B1-M1808N-O3S2	D2B2-M1816N-O3S2	1
DC 3 wire 5-36V PNP N.O.	D2B1-M1808N-C3A2	D2B2-M1816N-C3A2	2	D2B1-M1808N-C3S2	D2B2-M1816N-C3S2	2
DC 3 wire 5-36V NPN N.C.	D2B1-M1808P-O3A2	D2B2-M1816P-O3A2	3	D2B1-M1808P-O3S2	D2B2-M1816P-O3S2	3
DC 3 wire 5-36V NPN N.O.	D2B1-M1808P-C3A2	D2B2-M1816P-C3A2	4	D2B1-M1808P-C3S2	D2B2-M1816P-C3S2	4
DC 4 wire 5-36V Changeover PNP (N.O & N.C.)	D2B1-M1808P-S4A2	D2B2-M1816P-S4A2	6	D2B1-M1808P-S4S2	D2B2-M1816P-S4S2	6
DC 4 wire 5-36V Changeover NPN (N.O & N.C.)	D2B1-M1808N-S4A2	D2B2-M1816N-S4A2	5	D2B1-M1808N-S4S2	D2B2-M1816N-S4S2	5
Wiring diagram number						
Dimensions (unit: mm)	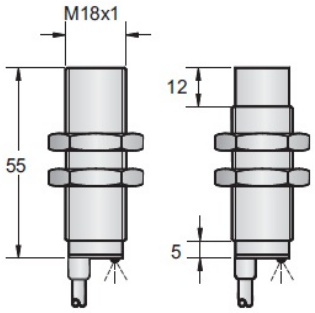			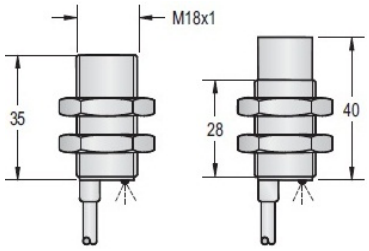		
Cable 2M (PVC)	5.8φ3x0.15 or 5.8φ4x0.15			4φ3x.0.34 or 4φ4x0.34		
Weight	approx.153g / approx.144g			approx.132g / approx.134g		

Subject to modifications without notice

Tel: +86-755-2646 7962 Fax: +86-755-2646 7925 MSN: dfan852@hotmail.com
Web: www.mountiger.com E-mail: sales@mountiger.com QQ: 873764592

Mountiger Sensing the future

DC INDUCTIVE PROXIMITY SWITCH(M18)

Diameter	M18			M18		
Shielded/non-Shielded	Shielded/ Non-Shiedled			Shielded/ Non-Shiedled		
Switching Distance Sn mm	8mm / 16mm			8mm / 16mm		
Housing Material	stainless steel or nickel plated brass			stainless steel or nickel plated brass		
With LED/Without LED	With LED			With LED		
Picture						
Operating Voltage	10-30VDC / 5-36VDC /10-55V/ 10-60VDC			10-30VDC / 5-36VDC /10-55V/ 10-60VDC		
Ripple	<10%			<10%		
No Load Current	<10mA			<10mA		
Max. Load Current	200mA			200mA		
Leakge Current	<0.01mA			<0.01mA		
Voltage Drop	< 2.0V			< 2.0V		
Switching Frequency	500HZ / 150HZ			500HZ / 150HZ		
Response Time	0.5ms/0.5ms 1ms / 1ms			0.5ms/0.5ms 1ms / 1ms		
Switching Hysteresis	<15%(Sr)			<15%(Sr)		
Repeat Accuracy	<1.0%(Sr)			<1.0%(Sr)		
Protection Category	IP67			IP67		
Operating Temperature	-25 ℃ - +70 ℃			-25 ℃ - +70 ℃		
Temperature Drift	<10%(Sr)			<10%(Sr)		
Short Circuit Protection	YES			YES		
Overload Trip Point	220MA			220MA		
Material Active Face	POM/PBT			POM/PBT		
DC 3 wire 10-30V NPN N.O.	D1B1-M1808N-OEA4	D1B2-M1816N-OEA4	31	D1B1-M1808N-OES4	D1B2-M1816N-OES4	31
DC 3 wire 10-30V NPN N.C.	D1B1-M1808N-CEA4	D1B2-M1816N-CEA4	32	D1B1-M1808N-CES4	D1B2-M1816N-CES4	32
DC 3 wire 10-30V PNP N.O.	D1B1-M1808P-OEA4	D1B2-M1816P-OEA4	33	D1B1-M1808P-OES4	D1B2-M1816P-OES4	33
DC 3 wire 10-30V PNP N.C.	D1B1-M1808P-CEA4	D1B2-M1816P-CEA4	34	D1B1-M1808P-CES4	D1B2-M1816P-CES4	34
DC 4 wire 10-30V Changeover PNP (N.O. & N.C.)	D1B1-M1808P-SEA4	D1B2-M1816P-SEA4	36	D1B1-M1808P-SES4	D1B2-M1816P-SES4	36
DC 4 wire 10-30V Changeover NPN (N.O. & N.C.)	D1B1-M1808N-SEA4	D1B2-M1816N-SEA4	35	D1B1-M1808N-SES4	D1B2-M1816N-SES4	35
DC 2 wire 10-60V N.O.	D4B1-M1808C-OEA4	D4B2-M1816C-OEA4	37	D4B1-M1808C-OES4	D4B2-M1816C-OES4	37
DC 2 wire 10-60V N.C.	D4B1-M1808C-CEA4	D4B2-M1816C-CEA4	38	D4B1-M1816C-OES4	D4B2-M1816C-CES4	38
DC 3 wire 10-55v NPN N.O.	D3B1-M1808N-OEA4	D3B2-M1816N-OEA4	31	D3B1-M1808N-OES4	D3B2-M1816N-OES4	31
DC 3 wire 10-55v NPN N.C.	D3B1-M1808N-CEA4	D3B2-M1816N-CEA2	32	D3B1-M1808N-CES4	D3B2-M1816N-CES4	32
DC 3 wire 10-55v PNP N.O.	D3B1-M1808P-OEA4	D3B2-M1816P-OEA4	33	D3B1-M1808P-OES4	D3B2-M1816P-OES4	33
DC 3 wire 10-55v PNP N.C.	D3B1-M1808P-CEA4	D3B2-M1816P-CEA4	34	D3B1-M1808P-CES4	D3B2-M1816P-CES4	34
DC 3 wire 5-36V PNP N.C.	D2B1-M1808N-OEA4	D2B2-M1816N-OEA4	31	D2B1-M1808N-OES4	D2B2-M1816N-OES4	31
DC 3 wire 5-36V PNP N.O.	D2B1-M1808N-CEA4	D2B2-M1816N-CEA4	32	D2B1-M1808N-CES4	D2B2-M1816N-CES4	32
DC 3 wire 5-36V NPN N.C.	D2B1-M1808P-OEA4	D2B2-M1816P-OEA4	33	D2B1-M1808P-OES4	D2B2-M1816P-OES4	33
DC 3 wire 5-36V NPN N.O.	D2B1-M1808P-CEA4	D2B2-M1816P-CEA4	34	D2B1-M1808P-CES4	D2B2-M1816P-CES4	34
DC 4 wire 5-36V Changeover PNP (N.O & N.C.)	D2B1-M1808P-SEA4	D2B2-M1816P-SEA4	36	D2B1-M1808P-SES4	D2B2-M1816P-SES4	36
DC 4 wire 5-36V Changeover NPN (N.O & N.C.)	D2B1-M1808N-SEA4	D2B2-M1816N-SEA4	35	D2B1-M1808N-SES4	D2B2-M1816N-SES4	35
Wiring diagram number						
Dimensions (unit: mm)	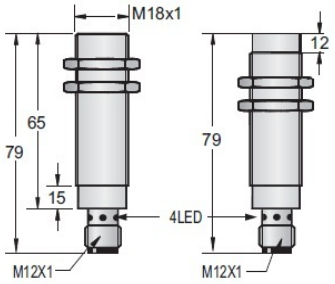			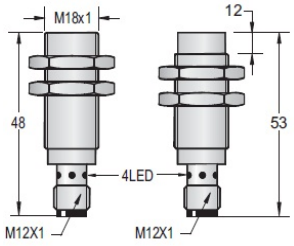		
Cable 2M (PVC)						
Weight	approx.94 g / approx.91 g			approx. 70g		

Subject to modifications without notice

Tel: +86-755-2646 7962 Fax: +86-755-2646 7925 MSN: dfan852@hotmail.com
Web: www.mountiger.com E-mail: sales@mountiger.com QQ: 873764592

Mountiger Sensing the future

DC INDUCTIVE PROXIMITY SWITCH(M18)

Diameter	M18			M18		
Shielded/non-Shielded	Shielded/ Non-Shiedled			Shielded/ Non-Shiedled		
Switching Distance Sn mm	12mm / 20mm			12mm / 20mm		
Housing Material	Nickel plated brass			Nickel plated brass		
With LED/Without LED	With LED			With LED		
Picture						
Operating Voltage	10-30VDC			10-30VDC		
Ripple	<10%			<10%		
No Load Current	<10mA			<10mA		
Max. Load Current	200mA			200mA		
Leakge Current	<0.01mA			<0.01mA		
Voltage Drop	< 2.0V			< 2.0V		
Switching Frequency	300HZ / 100HZ			300HZ / 100HZ		
Response Time	0.5ms/0.5ms 1ms / 1ms			0.5ms/0.5ms 1ms / 1ms		
Switching Hysteresis	<15%(Sr) ┆ <15%~20%(Sr)			<15%(Sr) ┆ <15%~20%(Sr)		
Repeat Accuracy	<1.0%(Sr)			<1.0%(Sr)		
Protection Category	IP67			IP67		
Operating Temperature	-25 ℃ - +70 ℃			-25 ℃ - +70 ℃		
Temperature Drift	<10%(Sr)			<10%(Sr)		
Short Circuit Protection	YES			YES		
Overload Trip Point	220MA			220MA		
Material Active Face	POM/PBT			POM/PBT		
DC 3 wire 10-30V NPN N.O.	D1B1-M1812N-O3A2 ┆ D1B2-M1820N-O3A2		1	D1B1-M1812N-O3S2 ┆ D1B2-M1820N-O3S2		1
DC 3 wire 10-30V NPN N.C.	D1B1-M1812N-C3A2 ┆ D1B2-M1820N-C3A2		2	D1B1-M1812N-C3S2 ┆ D1B2-M1820N-C3S2		2
DC 3 wire 10-30V PNP N.O.	D1B1-M1812P-O3A2 ┆ D1B2-M1820P-O3A2		3	D1B1-M1812P-O3S2 ┆ D1B2-M1820P-O3S2		3
DC 3 wire 10-30V PNP N.C.	D1B1-M1812P-C3A2 ┆ D1B2-M1820P-C3A2		4	D1B1-M1812P-C3S2 ┆ D1B2-M1820P-C3S2		4
DC 4 wire 10-30V Changeover PNP (N.O. & N.C.)	-			-		
DC 4 wire 10-30V Changeover NPN (N.O. & N.C.)	-			-		
DC 2 wire 10-60V N.O.	-			-		
DC 2 wire 10-60V N.C.	-			-		
DC 3 wire 10-55v NPN N.O.	-			-		
DC 3 wire 10-55v NPN N.C.	-			-		
DC 3 wire 10-55v PNP N.O.	-			-		
DC 3 wire 10-55v PNP N.C.	-			-		
DC 3 wire 5-36V PNP N.C.	-			-		
DC 3 wire 5-36V PNP N.O.	-			-		
DC 3 wire 5-36V NPN N.C.	-			-		
DC 3 wire 5-36V NPN N.O.	-			-		
DC 4 wire 5-36V Changeover PNP (N.O & N.C.)	-			-		
DC 4 wire 5-36V Changeover NPN (N.O & N.C.)	-			-		
Wiring diagram number						
Dimensions (unit: mm)	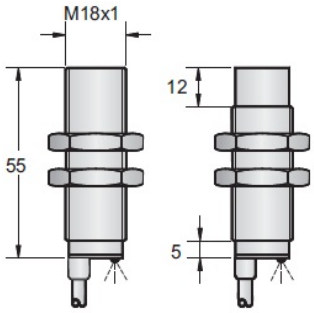			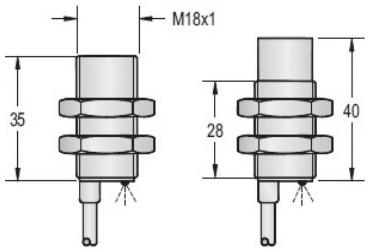		
Cable 2M (PVC)	5.8φ3x0.5					
Weight	approx.153g / approx.144g			approx.132g / approx.134g		

Subject to modifications without notice

Tel: +86-755-2646 7962 Fax: +86-755-2646 7925 MSN: dfan852@hotmail.com
Web: www.mountiger.com E-mail: sales@mountiger.com QQ: 873764592

Mountiger Sensing the future

DC INDUCTIVE PROXIMITY SWITCH(M18)

Diameter	M18			M18		
Shielded/non-Shielded	Shielded/ Non-Shiedled			Shielded/ Non-Shiedled		
Switching Distance Sn mm	12mm / 20mm			12mm / 20mm		
Housing Material	Nickel plated brass			Nickel plated brass		
With LED/Without LED	With LED			With LED		
Picture						
Operating Voltage	10-30VDC			10-30VDC		
Ripple	<10%			<10%		
No Load Current	<10mA			<10mA		
Max. Load Current	200mA			200mA		
Leakge Current	<0.01mA			<0.01mA		
Voltage Drop	< 2.0V			< 2.0V		
Switching Frequency	300HZ / 100HZ			300HZ / 100HZ		
Response Time	0.5ms/0.5ms 1ms / 1ms			0.5ms/0.5ms 1ms / 1ms		
Switching Hysteresis	<15%(Sr)			<15%(Sr)		
Repeat Accuracy	<1.0%(Sr)			<1.0%(Sr)		
Protection Category	IP67			IP67		
Operating Temperature	-25 ℃ - +70 ℃			-25 ℃ - +70 ℃		
Temperature Drift	<10%(Sr)			<10%(Sr)		
Short Circuit Protection	YES			YES		
Overload Trip Point	220MA			220MA		
Material Active Face	POM/PBT			POM/PBT		
DC 3 wire 10-30V NPN N.O.	D1B1-M1812N-OEA4	D1B2-M1820N-OEA4	31	D1B1-M1812N-OES4	D1B2-M1820N-OES4	31
DC 3 wire 10-30V NPN N.C.	D1B1-M1812N-CEA4	D1B2-M1820N-CEA4	32	D1B1-M1812N-CES4	D1B2-M1820N-CES4	32
DC 3 wire 10-30V PNP N.O.	D1B1-M1812P-OEA4	D1B2-M1820P-OEA4	33	D1B1-M1812P-OES4	D1B2-M1820P-OES4	33
DC 3 wire 10-30V PNP N.C.	D1B1-M1812P-CEA4	D1B2-M1820P-CEA4	34	D1B1-M1812P-CES4	D1B2-M1820P-CES4	34
DC 4 wire 10-30V Changeover PNP (N.O. & N.C.)	-			-		
DC 4 wire 10-30V Changeover NPN (N.O. & N.C.)	-			-		
DC 2 wire 10-60V N.O.	-			-		
DC 2 wire 10-60V N.C.	-			-		
DC 3 wire 10-55v NPN N.O.	-			-		
DC 3 wire 10-55v NPN N.C.	-			-		
DC 3 wire 10-55v PNP N.O.	-			-		
DC 3 wire 10-55v PNP N.C.	-			-		
DC 3 wire 5-36V PNP N.C.	-			-		
DC 3 wire 5-36V PNP N.O.	-			-		
DC 3 wire 5-36V NPN N.C.	-			-		
DC 3 wire 5-36V NPN N.O.	-			-		
DC 4 wire 5-36V Changeover PNP (N.O & N.C.)	-			-		
DC 4 wire 5-36V Changeover NPN (N.O & N.C.)	-			-		
Wiring diagram number						
Dimensions (unit: mm)	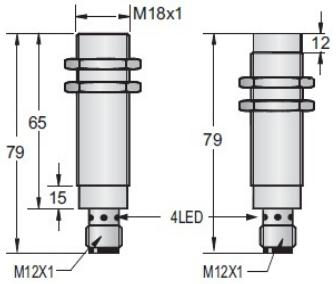			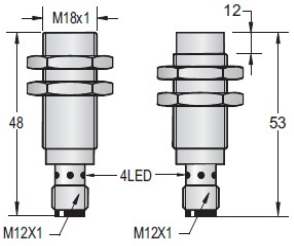		
Cable 2M (PVC)						
Weight	approx.94 g / approx.91g			approx.70g		

Subject to modifications without notice

Tel: +86-755-2646 7962 Fax: +86-755-2646 7925 MSN: dfan852@hotmail.com
Web: www.mountiger.com E-mail: sales@mountiger.com QQ: 873764592

Mountiger Sensing the future

DC INDUCTIVE PROXIMITY SWITCH(M30)

Diameter	M30			M30		
Shielded/non-Shielded	Shielded/ Non-Shiedled			Shielded/ Non-Shiedled		
Switching Distance Sn mm	10mm / 15mm			10mm / 15mm		
Housing Material	stainless steel or nickel plated brass			stainless steel or nickel plated brass		
With LED/Without LED	With LED			With LED		
Picture						
Operating Voltage	10-30VDC / 5-36VDC /10-55V/ 10-60VDC			10-30VDC / 5-36VDC /10-55V/ 10-60VDC		
Ripple	<10%			<10%		
No Load Current	<10mA			<10mA		
Max. Load Current	200mA			200mA		
Leakge Current	<0.01mA			<0.01mA		
Voltage Drop	<1.5V			<1.5V		
Switching Frequency	300HZ / 150HZ			300HZ / 150HZ		
Response Time	0.5ms/0.5ms 1ms / 1ms			0.5ms/0.5ms 1ms / 1ms		
Switching Hysteresis	<15%(Sr)			<15%(Sr)		
Repeat Accuracy	<1.0%(Sr)			<1.0%(Sr)		
Protection Category	IP67			IP67		
Operating Temperature	-25 ℃ - +70 ℃			-25 ℃ - +70 ℃		
Temperature Drift	<10%(Sr)			<10%(Sr)		
Short Circuit Protection	YES			YES		
Overload Trip Point	220MA			220MA		
Material Active Face	PBT			PBT		
DC 3 wire 10-30V NPN N.O.	D1B1-M3010N-O3A2	D1B2-M3015N-O3A2	1	D1B1-M3010N-O3S2	D1B2-M3015N-O3S2	1
DC 3 wire 10-30V NPN N.C.	D1B1-M3010N-C3A2	D1B2-M3015N-C3A2	2	D1B1-M3010N-C3S2	D1B2-M3010N-C3S2	2
DC 3 wire 10-30V PNP N.O.	D1B1-M3010P-O3A2	D1B2-M3015P-O3A2	3	D1B1-M3010P-O3S2	D1B2-M3015P-O3S2	3
DC 3 wire 10-30V PNP N.C.	D1B1-M3010P-C3A2	D1B2-M3015P-C3A2	4	D1B1-M3015P-O3S2	D1B2-M3015P-C3S2	4
DC 4 wire 10-30V Changeover PNP (N.O. & N.C.)	D1B1-M3010P-S4A2	D1B2-M3015P-S4A2	6	D1B1-M3010P-S4S2	D1B2-M3015P-S4S2	6
DC 4 wire 10-30V Changeover NPN (N.O. & N.C.)	D1B1-M3010N-S4A2	D1B2-M3015N-S4A2	5	D1B1-M3010N-S4S2	D1B2-M3015N-S4S2	5
DC 2 wire 10-60V N.O.	D4B1-M3010C-O2A2	D4B2-M3015C-O2A2	7	D4B1-M3010C-O2S2	D4B2-M3015C-O2S2	7
DC 2 wire 10-60V N.C.	D4B1-M3010C-C2A2	D4B2-M3015C-C2A2	8	D4B1-M3010C-C2S2	D4B2-M3015C-C2S2	8
DC 3 wire 10-55v NPN N.O.	D3B1-M3010N-O3A2	D3B2-M3015N-O3A2	1	D3B1-M3010N-O3S2	D3B2-M3015N-O3S2	1
DC 3 wire 10-55v NPN N.C.	D3B1-M3010N-C3A2	D3B2-M3015N-C3A2	2	D3B1-M3010N-C3S2	D3B2-M3015N-C3S2	2
DC 3 wire 10-55v PNP N.O.	D3B1-M3010P-O3A2	D3B2-M3015P-O3A2	3	D3B1-M3010P-O3S2	D3B2-M3015P-O3S2	3
DC 3 wire 10-55v PNP N.C.	D3B1-M3010P-C3A2	D3B2-M3015P-C3A2	4	D3B1-M3010P-C3S2	D3B2-M3015P-C3S2	4
DC 3 wire 5-36V PNP N.C.	D2B1-M3010N-O3A2	D2B2-M3015N-O3A2	1	D2B1-M3010N-O3S2	D2B2-M3015N-O3S2	1
DC 3 wire 5-36V PNP N.O.	D2B1-M3010N-O3A2	D2B2-M3015N-C3A2	2	D2B1-M3010N-C3S2	D2B2-M3015N-C3S2	2
DC 3 wire 5-36V NPN N.C.	D2B1-M3010P-O3A2	D2B2-M3015P-O3A2	3	D2B1-M3015N-C3S2	D2B2-M3015P-O3S2	3
DC 3 wire 5-36V NPN N.O.	D2B1-M3010P-O3A2	D2B2-M3015P-C3A2	4	D2B1-M3010P-C3S2	D2B2-M3015P-C3S2	4
DC 4 wire 5-36V Changeover PNP (N.O & N.C.)	D2B1-M3010P-S4A2	D2B2-M3015P-S4A2	6	D2B1-M3010P-S4S2	D2B2-M3015P-S4S2	6
DC 4 wire 5-36V Changeover NPN (N.O & N.C.)	D2B1-M3010N-S4A2	D2B2-M3015N-S4A2	5	D2B1-M3010N-S4S2	D2B2-M3015N-S4S2	5
Wiring diagram number						
Dimensions (unit: mm)	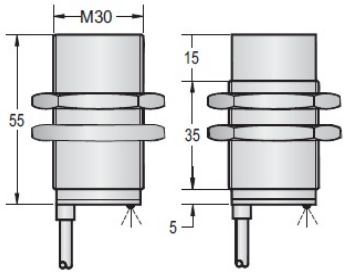			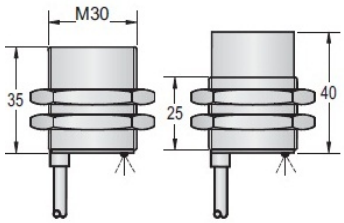		
Cable 2M (PVC)	5.8φ3x0.5or 5.8φ4x0.5			5.8φ3x0.5or 5.8φ4x0.5		
Weight	approx.217g / approx.207 g			approx.180g / approx.182 g		

Subject to modifications without notice

Tel: +86-755-2646 7962 Fax: +86-755-2646 7925 MSN: dfan852@hotmail.com
Web: www.mountiger.com E-mail: sales@mountiger.com QQ: 873764592

Mountiger Sensing the future

DC INDUCTIVE PROXIMITY SWITCH(M30)

Diameter	M30			M30		
Shielded/non-Shielded	Shielded/ Non-Shiedled			Shielded/ Non-Shiedled		
Switching Distance Sn mm	10mm / 15mm			10mm / 15mm		
Housing Material	stainless steel or nickel plated brass			stainless steel or nickel plated brass		
With LED/Without LED	With LED			With LED		
Picture						
Operating Voltage	10-30VDC / 5-36VDC /10-55V/ 10-60VDC			10-30VDC / 5-36VDC /10-55V/ 10-60VDC		
Ripple	<10%			<10%		
No Load Current	<10mA			<10mA		
Max. Load Current	200mA			200mA		
Leakge Current	<0.01mA			<0.01mA		
Voltage Drop	<1.5V			<1.5V		
Switching Frequency	300HZ / 150HZ			300HZ / 150HZ		
Response Time	0.5ms/0.5ms 1ms / 1ms			0.5ms/0.5ms 1ms / 1ms		
Switching Hysteresis	<15%(Sr)			<15%(Sr)		
Repeat Accuracy	<1.0%(Sr)			<1.0%(Sr)		
Protection Category	IP67			IP67		
Operating Temperature	-25 ℃ - +70 ℃			-25 ℃ - +70 ℃		
Temperature Drift	<10%(Sr)			<10%(Sr)		
Short Circuit Protection	YES			YES		
Overload Trip Point	220MA			220MA		
Material Active Face	PBT			PBT		
DC 3 wire 10-30V NPN N.O.	D1B1-M3010N-OEA4	D1B2-M3015N-OEA4	31	D1B1-M3010N-OES4	D1B2-M3015N-OES4	31
DC 3 wire 10-30V NPN N.C.	D1B1-M3010N-CEA4	D1B2-M3015N-CEA4	32	D1B1-M3010N-CES4	D1B2-M3015N-CES4	32
DC 3 wire 10-30V PNP N.O.	D1B1-M3010P-OEA4	D1B2-M3015P-OEA4	33	D1B1-M3010P-OES4	D1B2-M3015P-OES4	33
DC 3 wire 10-30V PNP N.C.	D1B1-M3010P-CEA4	D1B2-M3015P-CEA4	34	D1B1-M3010P-CES4	D1B2-M3015P-CES4	34
DC 4 wire 10-30V Changeover PNP (N.O. & N.C.)	D1B1-M3010P-SEA4	D1B2-M3015P-SEA4	36	D1B1-M3010P-SES4	D1B2-M3015P-SES4	36
DC 4 wire 10-30V Changeover NPN (N.O. & N.C.)	D1B1-M3010P-SEA4	D1B2-M3015N-SEA4	35	D1B1-M3010N-SES4	D1B2-M3015N-SES4	35
DC 2 wire 10-60V N.O.	D4B1-M3010C-OEA4	D4B2-M3015C-OEA4	37	D4B1-M3010C-OES4	D4B2-M3015C-OES4	37
DC 2 wire 10-60V N.C.	D4B1-M3010C-CEA4	D4B2-M3015C-CEA4	38	D4B1-M3010C-CES4	D4B2-M3015C-CES4	38
DC 3 wire 10-55v NPN N.O.	D3B1-M3010N-OEA4	D3B2-M3015N-OEA4	31	D3B1-M3010N-OES4	D3B2-M3015N-OES4	31
DC 3 wire 10-55v NPN N.C.	D3B1-M3010N-CEA4	D3B2-M3015N-CEA4	32	D3B1-M3010N-CES4	D3B2-M3015N-CES4	32
DC 3 wire 10-55v PNP N.O.	D3B1-M3010P-OEA4	D3B2-M3015P-OEA4	33	D3B1-M3010P-OES4	D3B2-M3015P-OES4	33
DC 3 wire 10-55v PNP N.C.	D3B1-M3010P-CEA4	D3B2-M3015P-CEA4	34	D3B1-M3010P-CES4	D3B2-M3015P-CES4	34
DC 3 wire 5-36V PNP N.C.	D2B1-M3010N-OEA4	D2B2-M3015N-OEA4	31	D2B1-M3010N-OES4	D2B2-M3015N-OES4	31
DC 3 wire 5-36V PNP N.O.	D2B1-M3010N-CEA4	D2B2-M3015N-CEA4	32	D2B1-M3010N-CES4	D2B2-M3015N-CES4	32
DC 3 wire 5-36V NPN N.C.	D2B1-M3010P-OEA4	D2B2-M3015P-OEA4	33	D2B1-M3010P-OES4	D2B2-M3015P-OES4	33
DC 3 wire 5-36V NPN N.O.	D2B1-M3010P-CEA4	D2B2-M3015P-CEA4	34	D2B1-M3010P-CES4	D2B2-M3015P-CES4	34
DC 4 wire 5-36V Changeover PNP (N.O & N.C.)	D2B1-M3010P-SEA4	D2B2-M3015P-SEA4	36	D2B1-M3010P-SES4	D2B2-M3015P-SES4	36
DC 4 wire 5-36V Changeover NPN (N.O & N.C.)	D2B1-M3010N-SEA4	D2B2-M3015N-SEA4	35	D2B1-M3010N-SES4	D2B2-M3015N-SES4	35
Wiring diagram number						
Dimensions (unit: mm)	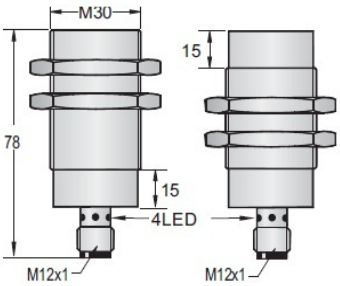			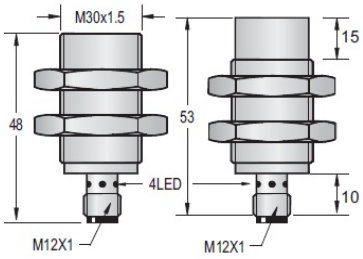		
Cable 2M (PVC)						
Weight	approx.187g / approx.179 g			approx.111g / approx.121g		

Subject to modifications without notice

Tel: +86-755-2646 7962 Fax: +86-755-2646 7925 MSN: dfan852@hotmail.com
Web: www.mountiger.com E-mail: sales@mountiger.com QQ: 873764592

Mountiger Sensing the future

DC INDUCTIVE PROXIMITY SWITCH(M30)

Diameter	M30			M30		
Shielded/non-Shielded	Shielded/ Non-Shiedled			Shielded/ Non-Shiedled		
Switching Distance Sn mm	16mm / 25mm			16mm / 25mm		
Housing Material	stainless steel or nickel plated brass			stainless steel or nickel plated brass		
With LED/Without LED	With LED			With LED		
Picture						
Operating Voltage	10-30VDC / 5-36VDC /10-55V/ 10-60VDC			10-30VDC / 5-36VDC /10-55V/ 10-60VDC		
Ripple	<10%			<10%		
No Load Current	<10mA			<10mA		
Max. Load Current	200mA			200mA		
Leakge Current	<0.01mA			<0.01mA		
Voltage Drop	<2.0V			<2.0V		
Switching Frequency	150HZ / 100HZ			150HZ / 100HZ		
Response Time	1ms / 1ms 1ms / 1ms			1ms / 1ms 1ms / 1ms		
Switching Hysteresis	<15%(Sr)			<15%(Sr)		
Repeat Accuracy	<1.0%(Sr)			<1.0%(Sr)		
Protection Category	IP67			IP67		
Operating Temperature	-25 ℃ - +70 ℃			-25 ℃ - +70 ℃		
Temperature Drift	<10%(Sr)			<10%(Sr)		
Short Circuit Protection	YES			YES		
Overload Trip Point	220MA			220MA		
Material Active Face	PBT			PBT		
DC 3 wire 10-30V NPN N.O.	D1B1-M3016N-O3A2	D1B2-M3025N-O3A2	1	D1B1-M3016N-O3S2	D1B2-M3025N-O3S2	1
DC 3 wire 10-30V NPN N.C.	D1B1-M3016N-C3A2	D1B2-M3025N-C3A2	2	D1B1-M3016N-C3S2	D1B2-M3025N-C3S2	2
DC 3 wire 10-30V PNP N.O.	D1B1-M3016P-O3A2	D1B2-M3025P-O3A2	3	D1B1-M3016P-O3S2	D1B2-M3025P-O3S2	3
DC 3 wire 10-30V PNP N.C.	D1B1-M3016P-C3A2	D1B2-M3025P-C3A2	4	D1B1-M3016P-C3S2	D1B2-M3025P-C3S2	4
DC 4 wire 10-30V Changeover PNP (N.O. & N.C.)	D1B1-M3016P-S4A2	D1B2-M3025P-S4A2	6	D1B1-M3016P-S4S2	D1B2-M3025P-S4S2	6
DC 4 wire 10-30V Changeover NPN (N.O. & N.C.)	D1B1-M3016N-S4A2	D1B2-M3025N-S4A2	5	D1B1-M3016N-S4S2	D1B2-M3025N-S4S2	5
DC 2 wire 10-60V N.O.	D4B1-M3016C-O2A2	D4B2-M3025C-O2A2	7	D4B1-M3016C-O2S2	D4B2-M3025C-O2S2	7
DC 2 wire 10-60V N.C.	D4B1-M3016C-C2A2	D4B2-M3025C-C2A2	8	D4B1-M3016C-C2S2	D4B2-M3025C-C2S2	8
DC 3 wire 10-55v NPN N.O.	D3B1-M3016N-O3A2	D3B2-M3025N-O3A2	1	D3B1-M3016N-O3S2	D3B2-M3025N-O3S2	1
DC 3 wire 10-55v NPN N.C.	D3B1-M3016N-C3A2	D3B2-M3025N-C3A2	2	D3B1-M3016N-C3S2	D3B2-M3025N-C3S2	2
DC 3 wire 10-55v PNP N.O.	D3B1-M3016P-O3A2	D3B2-M3025P-O3A2	3	D3B1-M3016P-O3S2	D3B2-M3025P-O3S2	3
DC 3 wire 10-55v PNP N.C.	D3B1-M3016P-C3A2	D3B2-M3025P-C3A2	4	D3B1-M3016P-C3S2	D3B2-M3025P-C3S2	4
DC 3 wire 5-36V PNP N.C.	D2B1-M3016N-O3A2	D2B2-M3025N-O3A2	1	D2B1-M3016N-O3S2	D2B2-M3025N-O3S2	1
DC 3 wire 5-36V PNP N.O.	D2B1-M3016N-C3A2	D2B2-M3025N-C3A2	2	D2B1-M3016N-C3S2	D2B2-M3025N-C3S2	2
DC 3 wire 5-36V NPN N.C.	D2B1-M3016P-O3A2	D2B2-M3025P-O3A2	3	D2B1-M3016P-O3S2	D2B2-M3025P-O3S2	3
DC 3 wire 5-36V NPN N.O.	D2B1-M3016P-C3A2	D2B2-M3025P-C3A2	4	D2B1-M3016P-C3S2	D2B2-M3025P-C3S2	4
DC 4 wire 5-36V Changeover PNP (N.O & N.C.)	D2B1-M3016P-S4A2	D2B2-M3025P-S4A2	6	D2B1-M3016P-S4S2	D2B2-M3025P-S4S2	6
DC 4 wire 5-36V Changeover NPN (N.O & N.C.)	D2B1-M3016N-S4A2	D2B2-M3025N-S4A2	5	D2B1-M3016N-S4S2	D2B2-M3025N-S4S2	5
Wiring diagram number						
Dimensions (unit: mm)	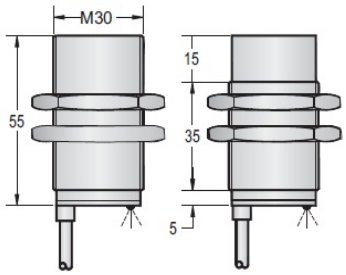			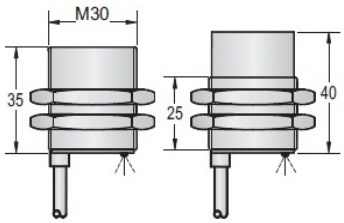		
Cable 2M (PVC)	5.8φ3x0.5or 5.8φ4x0.5			5.8φ3x0.5or 5.8φ4x0.5		
Weight	approx.217g / approx.207 g			approx.180g / approx.182 g		

Subject to modifications without notice

Tel: +86-755-2646 7962 Fax: +86-755-2646 7925 MSN: dfan852@hotmail.com
Web: www.mountiger.com E-mail: sales@mountiger.com QQ: 873764592

Mountiger Sensing the future

DC INDUCTIVE PROXIMITY SWITCH(M30)

Diameter	M30			M30		
Shielded/non-Shielded	Shielded/ Non-Shiedled			Shielded/ Non-Shiedled		
Switching Distance Sn mm	16mm / 25mm			16mm / 25mm		
Housing Material	stainless steel or nickel plated brass			stainless steel or nickel plated brass		
With LED/Without LED	With LED			With LED		
Picture						
Operating Voltage	10-30VDC / 5-36VDC /10-55V/ 10-60VDC			10-30VDC / 5-36VDC /10-55V/ 10-60VDC		
Ripple	<10%			<10%		
No Load Current	<10mA			<10mA		
Max. Load Current	200mA			200mA		
Leakge Current	<0.01mA			<0.01mA		
Voltage Drop	<2.0V			<2.0V		
Switching Frequency	150HZ / 100HZ			150HZ / 100HZ		
Response Time	1ms / 1ms 1ms / 1ms			1ms / 1ms 1ms / 1ms		
Switching Hysteresis	<15%(Sr)			<15%(Sr)		
Repeat Accuracy	<1.0%(Sr)			<1.0%(Sr)		
Protection Category	IP67			IP67		
Operating Temperature	-25 ℃ - +70 ℃			-25 ℃ - +70 ℃		
Temperature Drift	<10%(Sr)			<10%(Sr)		
Short Circuit Protection	YES			YES		
Overload Trip Point	220MA			220MA		
Material Active Face	PBT			PBT		
DC 3 wire 10-30V NPN N.O.	D1B1-M3016N-OEA4	D1B2-M3025N-OEA4	31	D1B1-M3016N-OES4	D1B2-M3025N-OES4	31
DC 3 wire 10-30V NPN N.C.	D1B1-M3016N-CEA4	D1B2-M3025N-CEA4	32	D1B1-M3016N-CES4	D1B2-M3025N-CES4	32
DC 3 wire 10-30V PNP N.O.	D1B1-M3016P-OEA4	D1B2-M3025P-OEA4	33	D1B1-M3016P-OES4	D1B2-M3025P-OES4	33
DC 3 wire 10-30V PNP N.C.	D1B1-M3016P-CEA4	D1B2-M3025P-CEA4	34	D1B1-M3016P-CES4	D1B2-M3025P-CES4	34
DC 4 wire 10-30V Changeover PNP (N.O. & N.C.)	D1B1-M3016P-SEA4	D1B2-M3025P-SEA4	36	D1B1-M3016P-SES4	D1B2-M3025P-SES4	36
DC 4 wire 10-30V Changeover NPN (N.O. & N.C.)	D1B1-M3016N-SEA4	D1B2-M3025N-SEA4	35	D1B1-M3016N-SES4	D1B2-M3025N-SES4	35
DC 2 wire 10-60V N.O.	D4B1-M3016C-OEA4	D4B2-M3025C-OEA4	37	D4B1-M3016C-OES4	D4B2-M3025C-OES4	37
DC 2 wire 10-60V N.C.	D4B1-M3016C-CEA4	D4B2-M3025C-CEA4	38	D4B1-M3016C-CES4	D4B2-M3025C-CES4	38
DC 3 wire 10-55v NPN N.O.	D3B1-M3016N-OEA4	D3B2-M3025N-OEA4	31	D3B1-M3016N-OES4	D3B2-M3025N-OES4	31
DC 3 wire 10-55v NPN N.C.	D3B1-M3016N-CEA4	D3B2-M3025N-CEA4	32	D3B1-M3016N-CES4	D3B2-M3025N-CES4	32
DC 3 wire 10-55v PNP N.O.	D3B1-M3016P-OEA4	D3B2-M3025P-OEA4	33	D3B1-M3016P-OES4	D3B2-M3025P-OES4	33
DC 3 wire 10-55v PNP N.C.	D3B1-M3016P-CEA4	D3B2-M3025P-CEA4	34	D3B1-M3016P-CES4	D3B2-M3025P-CES4	34
DC 3 wire 5-36V PNP N.C.	D2B1-M3016N-OEA4	D2B2-M3025N-OEA4	31	D2B1-M3016N-OES4	D2B2-M3025N-OES4	31
DC 3 wire 5-36V PNP N.O.	D2B1-M3016N-CEA4	D2B2-M3025N-CEA4	32	D2B1-M3016N-CES4	D2B2-M3025N-CES4	32
DC 3 wire 5-36V NPN N.C.	D2B1-M3016P-OEA4	D2B2-M3025P-OEA4	33	D2B1-M3016P-OES4	D2B2-M3025P-OES4	33
DC 3 wire 5-36V NPN N.O.	D2B1-M3016P-CEA4	D2B2-M3025P-CEA4	34	D2B1-M3016P-CES4	D2B2-M3025P-CES4	34
DC 4 wire 5-36V Changeover PNP (N.O & N.C.)	D2B1-M3016P-SEA4	D2B2-M3025P-SEA4	36	D2B1-M3016P-SES4	D2B2-M3025P-SES4	36
DC 4 wire 5-36V Changeover NPN (N.O & N.C.)	D2B1-M3016N-SEA4	D2B2-M3025N-SEA4	35	D2B1-M3016N-SES4	D2B2-M3025N-SES4	35
Wiring diagram number						
Dimensions (unit: mm)	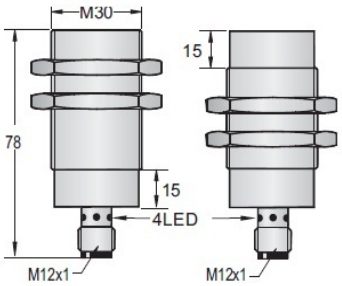			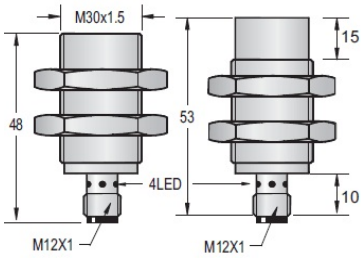		
Cable 2M (PVC)						
Weight	approx.187g / approx.179 g			approx.111g / approx.121g		

Subject to modifications without notice

Tel: +86-755-2646 7962 Fax: +86-755-2646 7925 MSN: dfan852@hotmail.com
Web: www.mountiger.com E-mail: sales@mountiger.com QQ: 873764592

Mountiger Sensing the future

DC INDUCTIVE PROXIMITY SWITCH(M30)

Diameter	M30			M30		
Shielded/non-Shielded	Shielded/ Non-Shiedled			Shielded/ Non-Shiedled		
Switching Distance Sn mm	22mm / 40mm			22mm / 40mm		
Housing Material	Nickel plated brass			Nickel plated brass		
With LED/Without LED	With LED			With LED		
Picture						
Operating Voltage	10-30VDC			10-30VDC		
Ripple	<10%			<10%		
No Load Current	<10mA			<10mA		
Max. Load Current	200mA			200mA		
Leakge Current	<0.01mA			<0.01mA		
Voltage Drop	<2.0V			<2.0V		
Switching Frequency	300HZ / 100HZ			300HZ / 100HZ		
Response Time	0.5ms/0.5ms 1ms / 1ms			0.5ms/0.5ms 1ms / 1ms		
Switching Hysteresis	<15%~20%(Sr)			<15%~20%(Sr)		
Repeat Accuracy	<1.0%(Sr)			<1.0%(Sr)		
Protection Category	IP67			IP67		
Operating Temperature	-25 ℃ - +70 ℃			-25 ℃ - +70 ℃		
Temperature Drift	<10%(Sr)			<10%(Sr)		
Short Circuit Protection	YES			YES		
Overload Trip Point	220MA			220MA		
Material Active Face	PBT			PBT		
DC 3 wire 10-30V NPN N.O.	D1B1-M3022N-O3A2 ¦	D1B2-M3040N-O3A2	1	D1B1-M3022N-O3S2 ¦	D1B2-M3040N-O3S2	1
DC 3 wire 10-30V NPN N.C.	D1B1-M3022N-C3A2 ¦	D1B2-M3040N-C3A2	2	D1B1-M3022N-C3S2 ¦	D1B2-M3040N-C3S2	2
DC 3 wire 10-30V PNP N.O.	D1B1-M3022P-O3A2 ¦	D1B2-M3040P-O3A2	3	D1B1-M3022P-O3S2 ¦	D1B2-M3040P-O3S2	3
DC 3 wire 10-30V PNP N.C.	D1B1-M3022P-C3A2 ¦	D1B2-M3040P-C3A2	4	D1B1-M3022P-C3S2 ¦	D1B2-M3040P-C3S2	4
DC 4 wire 10-30V Changeover PNP (N.O. & N.C.)	-			-		
DC 4 wire 10-30V Changeover NPN (N.O. & N.C.)	-			-		
DC 2 wire 10-60V N.O.	-			-		
DC 2 wire 10-60V N.C.	-			-		
DC 3 wire 10-55v NPN N.O.	-			-		
DC 3 wire 10-55v NPN N.C.	-			-		
DC 3 wire 10-55v PNP N.O.	-			-		
DC 3 wire 10-55v PNP N.C.	-			-		
DC 3 wire 5-36V PNP N.C.	-			-		
DC 3 wire 5-36V PNP N.O.	-			-		
DC 3 wire 5-36V NPN N.C.	-			-		
DC 3 wire 5-36V NPN N.O.	-			-		
DC 4 wire 5-36V Changeover PNP (N.O & N.C.)	-			-		
DC 4 wire 5-36V Changeover NPN (N.O & N.C.)	-			-		
Wiring diagram number						
Dimensions (unit: mm)	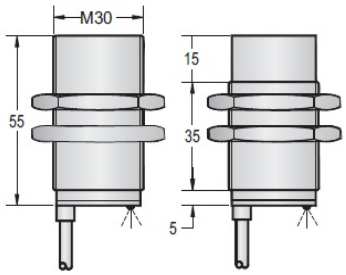			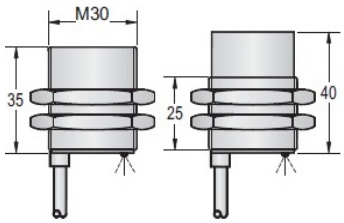		
Cable 2M (PVC)	5.8φ3x0.5or 5.8φ4x0.5			5.8φ3x0.5or 5.8φ4x0.5		
Weight	approx.217g / approx.207 g			approx.180g / approx.182 g		

Subject to modifications without notice

Tel: +86-755-2646 7962 Fax: +86-755-2646 7925 MSN: dfan852@hotmail.com
Web: www.mountiger.com E-mail: sales@mountiger.com QQ: 873764592

Mountiger Sensing the future

DC INDUCTIVE PROXIMITY SWITCH(M30)

Diameter	M30			M30		
Shielded/non-Shielded	Shielded/ Non-Shiedled			Shielded/ Non-Shiedled		
Switching Distance Sn mm	22mm / 40mm			22mm / 40mm		
Housing Material	Nickel plated brass			Nickel plated brass		
With LED/Without LED	With LED			With LED		
Picture						
Operating Voltage	10-30VDC			10-30VDC		
Ripple	<10%			<10%		
No Load Current	<10mA			<10mA		
Max. Load Current	200mA			200mA		
Leakge Current	<0.01mA			<0.01mA		
Voltage Drop	< 2.0V			< 2.0V		
Switching Frequency	300HZ / 100HZ			300HZ / 100HZ		
Response Time	0.5ms/0.5ms 1ms / 1ms			0.5ms/0.5ms 1ms / 1ms		
Switching Hysteresis	<15%(Sr)			<15%(Sr)		
Repeat Accuracy	<1.0%(Sr)			<1.0%(Sr)		
Protection Category	IP67			IP67		
Operating Temperature	-25 ℃ - +70 ℃			-25 ℃ - +70 ℃		
Temperature Drift	<10%(Sr)			<10%(Sr)		
Short Circuit Protection	YES			YES		
Overload Trip Point	220MA			220MA		
Material Active Face	PBT			PBT		
DC 3 wire 10-30V NPN N.O.	D1B1-M3022N-OEA4	D1B2-M3040N-OEA4	31	D1B1-M3022N-OES4	D1B2-M3040N-OES4	31
DC 3 wire 10-30V NPN N.C.	D1B1-M3022N-CEA4	D1B2-M3040N-CEA4	32	D1B1-M3022N-CES4	D1B2-M3040N-CES4	32
DC 3 wire 10-30V PNP N.O.	D1B1-M3022P-OEA4	D1B2-M3040P-OEA4	33	D1B1-M3022P-OES4	D1B2-M3040P-OES4	33
DC 3 wire 10-30V PNP N.C.	D1B1-M3022P-CEA4	D1B2-M3040P-CEA4	34	D1B1-M3022P-CES4	D1B2-M3040P-CES4	34
DC 4 wire 10-30V Changeover PNP (N.O. & N.C.)	-			-		
DC 4 wire 10-30V Changeover NPN (N.O. & N.C.)	-			-		
DC 2 wire 10-60V N.O.	-			-		
DC 2 wire 10-60V N.C.	-			-		
DC 3 wire 10-55v NPN N.O.	-			-		
DC 3 wire 10-55v NPN N.C.	-			-		
DC 3 wire 10-55v PNP N.O.	-			-		
DC 3 wire 10-55v PNP N.C.	-			-		
DC 3 wire 5-36V PNP N.C.	-			-		
DC 3 wire 5-36V PNP N.O.	-			-		
DC 3 wire 5-36V NPN N.C.	-			-		
DC 3 wire 5-36V NPN N.O.	-			-		
DC 4 wire 5-36V Changeover PNP (N.O & N.C.)	-			-		
DC 4 wire 5-36V Changeover NPN (N.O & N.C.)	-			-		
Wiring diagram number						
Dimensions (unit: mm)	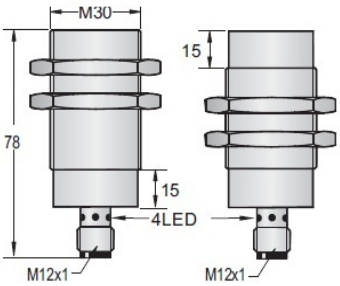			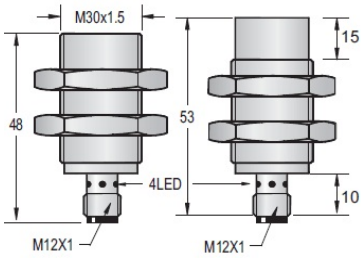		
Cable 2M (PVC)						
Weight	approx.187g / approx.179 g			approx.111g / approx.121g		

Subject to modifications without notice

Tel: +86-755-2646 7962 Fax: +86-755-2646 7925 MSN: dfan852@hotmail.com
Web: www.mountiger.com E-mail: sales@mountiger.com QQ: 873764592

Mountiger Sensing the future

DC INDUCTIVE PROXIMITY SWITCH (Q16C)

Diameter	Q16x28x10		Q16x28x10	
Shielded/non-Shielded	Shielded/ Non-Shiedled		Shielded/ Non-Shiedled	
Switching Distance Sn mm	1mm / 2mm		2mm / 4mm	
Housing Material	PBT RESIN		PBT RESIN	
With LED/Without LED	With LED		With LED	
Picture				
Operating Voltage	10-30VDC		10-30VDC	
Ripple	<10%		<10%	
No Load Current	<10mA		<10mA	
Max. Load Current	200mA		200mA	
Leakge Current	<0.01mA		<0.01mA	
Voltage Drop	< 1.5V		< 2.0V	
Switching Frequency	2KHZ		2KHZ / 1KHZ	
Response Time	0.1ms/0.1ms		0.1ms/0.1ms 0.2ms/0.2ms	
Switching Hysteresis	<15%(Sr)		<15%(Sr)	
Repeat Accuracy	<1.0%(Sr)		<1.0%(Sr)	
Protection Category	IP67		IP67	
Operating Temperature	-25 ℃ - +70 ℃		-25 ℃ - +70 ℃	
Temperature Drift	<10%(Sr)		<10%(Sr)	
Short Circuit Protection	YES		YES	
Overload Trip Point	220MA		220MA	
Material Active Face	-		-	
DC 3 wire 10-30V NPN N.O.	D1P1-Q2801N-O3A2X ¦ D1P2-Q2802N-O3A2X	1	D1P1-Q2802N-O3A2X ¦ D1P2-Q2804N-O3A2X	1
DC 3 wire 10-30V NPN N.C.	D1P1-Q2801N-C3A2X ¦ D1P2-Q2802N-C3A2X	2	D1P1-Q2802N-C3A2X ¦ D1P2-Q2804N-C3A2X	2
DC 3 wire 10-30V PNP N.O.	D1P1-Q2801P-O3A2X ¦ D1P2-Q2802P-O3A2X	3	D1P1-Q2802P-O3A2X ¦ D1P2-Q2804P-O3A2X	3
DC 3 wire 10-30V PNP N.C.	D1P1-Q2801P-C3A2X ¦ D1P2-Q2802P-C3A2X	4	D1P1-Q2802P-C3A2X ¦ D1P2-Q2804P-C3A2X	4
DC 4 wire 10-30V Changeover PNP (N.O. & N.C.)	-		-	
DC 4 wire 10-30V Changeover NPN (N.O. & N.C.)	-		-	
DC 2 wire 10-60V N.O.	-		-	
DC 2 wire 10-60V N.C.	-		-	
DC 3 wire 10-55v NPN N.O.	-		-	
DC 3 wire 10-55v NPN N.C.	-		-	
DC 3 wire 10-55v PNP N.O.	-		-	
DC 3 wire 10-55v PNP N.C.	-		-	
DC 3 wire 5-36V PNP N.C.	-		-	
DC 3 wire 5-36V PNP N.O.	-		-	
DC 3 wire 5-36V NPN N.C.	-		-	
DC 3 wire 5-36V NPN N.O.	-		-	
DC 4 wire 5-36V Changeover PNP (N.O & N.C.)	-		-	
DC 4 wire 5-36V Changeover NPN (N.O & N.C.)	-		-	
Wiring diagram number				
Dimensions (unit: mm)	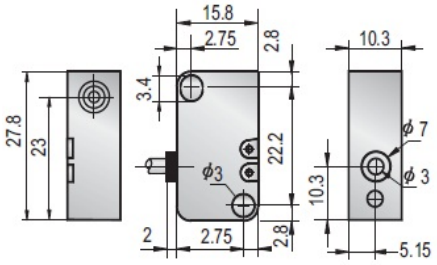		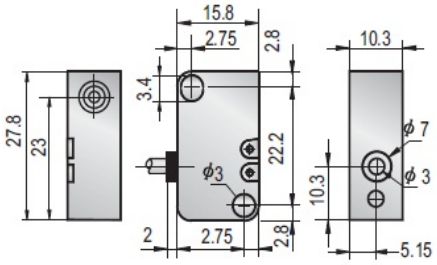	
Cable 2M (PVC)	3φ3x0.15		3φ3x0.15	
Weight	approx.55 g		approx.55 g	

Subject to modifications without notice

Tel: +86-755-2646 7962 Fax: +86-755-2646 7925 MSN: dfan852@hotmail.com
Web: www.mountiger.com E-mail: sales@mountiger.com QQ: 873764592

Mountiger Sensing the future

DC INDUCTIVE PROXIMITY SWITCH (Q16C)

Diameter	Q16x28x10		Q16x28x10	
Shielded/non-Shielded	Shielded/ Non-Shiedled		Shielded/ Non-Shiedled	
Switching Distance Sn mm	3mm / 6mm		1mm / 2mm	
Housing Material	PBT RESIN		PBT RESIN	
With LED/Without LED	With LED		With LED	
Picture				
Operating Voltage	10-30VDC		10-30VDC	
Ripple	<10%		<10%	
No Load Current	<10mA		<10mA	
Max. Load Current	200mA		200mA	
Leakge Current	<0.01mA		<0.01mA	
Voltage Drop	< 2.0V		< 1.5V	
Switching Frequency	1KHZ / 500HZ		2KHZ	
Response Time	0.2ms/0.2ms 0.5ms/0.5ms		0.1ms/0.1ms	
Switching Hysteresis	<15%(Sr)		<15%(Sr)	
Repeat Accuracy	<1.0%(Sr)		<1.0%(Sr)	
Protection Category	IP67		IP67	
Operating Temperature	-25 ℃ - +70 ℃		-25 ℃ - +70 ℃	
Temperature Drift	<10%(Sr)		<10%(Sr)	
Short Circuit Protection	YES		YES	
Overload Trip Point	220MA		220MA	
Material Active Face	-		-	
DC 3 wire 10-30V NPN N.O.	D1P1-Q2803N-O3A2X ¦ D1P2-Q2806N-O3A2X	1	D1P1-Q2801N-O3A2 ¦ D1P2-Q2802N-O3A2	1
DC 3 wire 10-30V NPN N.C.	D1P1-Q2803N-C3A2X ¦ D1P2-Q2806N-C3A2X	2	D1P1-Q2801N-C3A2 ¦ D1P2-Q2802N-C3A2	2
DC 3 wire 10-30V PNP N.O.	D1P1-Q2803P-O3A2X ¦ D1P2-Q2806P-O3A2X	3	D1P1-Q2801P-O3A2 ¦ D1P2-Q2802P-O3A2	3
DC 3 wire 10-30V PNP N.C.	D1P1-Q2803P-C3A2X ¦ D1P2-Q2806P-C3A2X	4	D1P1-Q2801P-C3A2 ¦ D1P2-Q2802P-C3A2	4
DC 4 wire 10-30V Changeover PNP (N.O. & N.C.)	-		-	
DC 4 wire 10-30V Changeover NPN (N.O. & N.C.)	-		-	
DC 2 wire 10-60V N.O.	-		-	
DC 2 wire 10-60V N.C.	-		-	
DC 3 wire 10-55v NPN N.O.	-		-	
DC 3 wire 10-55v NPN N.C.	-		-	
DC 3 wire 10-55v PNP N.O.	-		-	
DC 3 wire 10-55v PNP N.C.	-		-	
DC 3 wire 5-36V PNP N.C.	-		-	
DC 3 wire 5-36V PNP N.O.	-		-	
DC 3 wire 5-36V NPN N.C.	-		-	
DC 3 wire 5-36V NPN N.O.	-		-	
DC 4 wire 5-36V Changeover PNP (N.O & N.C.)	-		-	
DC 4 wire 5-36V Changeover NPN (N.O & N.C.)	-		-	
Wiring diagram number				
Dimensions (unit: mm)	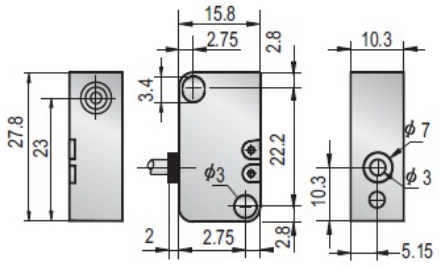		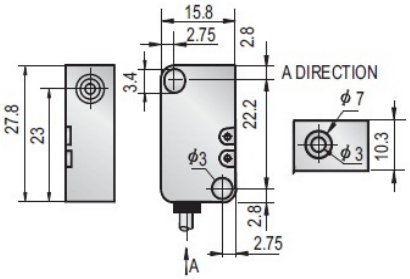	
Cable 2M (PVC)	3φ3x0.15		3φ3x0.15	
Weight	approx.55 g		approx.55 g	

Subject to modifications without notice

Tel: +86-755-2646 7962 Fax: +86-755-2646 7925 MSN: dfan852@hotmail.com
Web: www.mountiger.com E-mail: sales@mountiger.com QQ: 873764592

Mountiger Sensing the future

DC INDUCTIVE PROXIMITY SWITCH (Q16C)

Diameter	Q16x28x10			Q16x28x10		
Shielded/non-Shielded	Shielded/ Non-Shiedled			Shielded/ Non-Shiedled		
Switching Distance Sn mm	2mm / 4mm			3mm / 6mm		
Housing Material	PBT RESIN			PBT RESIN		
With LED/Without LED	With LED			With LED		
Picture						
Operating Voltage	10-30VDC			10-30VDC		
Ripple	<10%			<10%		
No Load Current	<10mA			<10mA		
Max. Load Current	200mA			200mA		
Leakge Current	<0.01mA			<0.01mA		
Voltage Drop	< 2.0V			< 2.0V		
Switching Frequency	2KHZ / 1KHZ			1KHZ / 500HZ		
Response Time	0.1ms/0.1ms 0.2ms/0.2ms			0.2ms/0.2ms 0.5ms/0.5ms		
Switching Hysteresis	<15%(Sr)			<15%(Sr)		
Repeat Accuracy	<1.0%(Sr)			<1.0%(Sr)		
Protection Category	IP67			IP67		
Operating Temperature	-25 ℃ - +70 ℃			-25 ℃ - +70 ℃		
Temperature Drift	<10%(Sr)			<10%(Sr)		
Short Circuit Protection	YES			YES		
Overload Trip Point	220MA			220MA		
Material Active Face	-			-		
DC 3 wire 10-30V NPN N.O.	D1P1-Q2802N-O3A2	D1P2-Q2804N-O3A2	1	D1P1-Q2803N-O3A2	D1P2-Q2806N-O3A2	1
DC 3 wire 10-30V NPN N.C.	D1P1-Q2802N-C3A2	D1P2-Q2804N-C3A2	2	D1P1-Q2803N-C3A2	D1P2-Q2806N-C3A2	2
DC 3 wire 10-30V PNP N.O.	D1P1-Q2802P-O3A2	D1P2-Q2804P-O3A2	3	D1P1-Q2803P-O3A2	D1P2-Q2806P-O3A2	3
DC 3 wire 10-30V PNP N.C.	D1P1-Q2802P-C3A2	D1P2-Q2804P-C3A2	4	D1P1-Q2803P-C3A2	D1P2-Q2806P-C3A2	4
DC 4 wire 10-30V Changeover PNP (N.O. & N.C.)	-			-		
DC 4 wire 10-30V Changeover NPN (N.O. & N.C.)	-			-		
DC 2 wire 10-60V N.O.	-			-		
DC 2 wire 10-60V N.C.	-			-		
DC 3 wire 10-55v NPN N.O.	-			-		
DC 3 wire 10-55v NPN N.C.	-			-		
DC 3 wire 10-55v PNP N.O.	-			-		
DC 3 wire 10-55v PNP N.C.	-			-		
DC 3 wire 5-36V PNP N.C.	-			-		
DC 3 wire 5-36V PNP N.O.	-			-		
DC 3 wire 5-36V NPN N.C.	-			-		
DC 3 wire 5-36V NPN N.O.	-			-		
DC 4 wire 5-36V Changeover PNP (N.O & N.C.)	-			-		
DC 4 wire 5-36V Changeover NPN (N.O & N.C.)	-			-		
Wiring diagram number						
Dimensions (unit: mm)	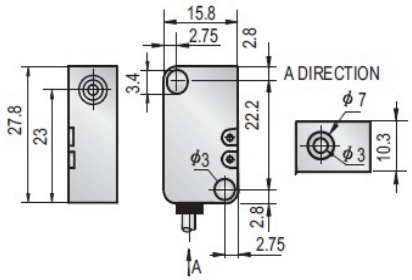			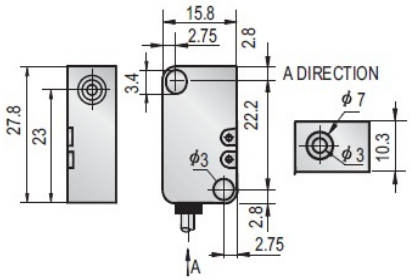		
Cable 2M (PVC)	3φ3x0.15			3φ3x0.15		
Weight	approx.55 g			approx.55 g		

Subject to modifications without notice

Tel: +86-755-2646 7962 Fax: +86-755-2646 7925 MSN: dfan852@hotmail.com
Web: www.mountiger.com E-mail: sales@mountiger.com QQ: 873764592

Mountiger Sensing the future

DC INDUCTIVE PROXIMITY SWITCH(Q18C)

Diameter	Q18C		Q18C	
Shielded/non-Shielded	Non-Shiedled		Non-Shiedled	
Switching Distance Sn mm	4mm		4mm	
Housing Material	POM RESIN		POM RESIN	
With LED/Without LED	With LED		With LED	
Picture				
Operating Voltage	10-30VDC / 5-36VDC / 10-55VDC		10-30VDC / 5-36VDC / 10-55VDC	
Ripple	<10%		<10%	
No Load Current	<10mA		<10mA	
Max. Load Current	200mA		200mA	
Leakge Current	<0.01mA		<0.01mA	
Voltage Drop	< 1.5V		< 1.5V	
Switching Frequency	500HZ		500HZ	
Response Time	0.5ms/0.5ms		0.5ms/0.5ms	
Switching Hysteresis	<15%(Sr)		<15%(Sr)	
Repeat Accuracy	<1.0%(Sr)		<1.0%(Sr)	
Protection Category	IP67		IP67	
Operating Temperature	-25 ℃ - +70 ℃		-25 ℃ - +70 ℃	
Temperature Drift	<10%(Sr)		<10%(Sr)	
Short Circuit Protection	YES		YES	
Overload Trip Point	220MA		220MA	
Material Active Face	POM		POM	
DC 3 wire 10-30V NPN N.O.	D1P2-Q18C04N-O3A2	1	D1P2-Q18C04N-OPA3	25
DC 3 wire 10-30V NPN N.C.	D1P2-Q18C04N-C3A2	2	D1P2-Q18C04N-CPA3	25
DC 3 wire 10-30V PNP N.O.	D1P2-Q18C04P-O3A2	3	D1P2-Q18C04P-OPA3	26
DC 3 wire 10-30V PNP N.C.	D1P2-Q18C04P-C3A2	4	D1P2-Q18C04P-CPA3	26
DC 4 wire 10-30V Changeover PNP (N.O.)	-		-	
DC 4 wire 10-30V Changeover NPN (N.O.)	-		-	
DC 2 wire 10-60V N.O.	-		-	
DC 2 wire 10-60V N.C.	-		-	
DC 3 wire 10-55v NPN N.O.	D3P2-Q18C04N-O3A2	1	D3P2-Q18C04N-OPA3	25
DC 3 wire 10-55v NPN N.C.	D3P2-Q18C04N-C3A2	2	D3P2-Q18C04N-CPA3	25
DC 3 wire 10-55v PNP N.O.	D3P2-Q18C04P-O3A2	3	D3P2-Q18C04P-OPA3	26
DC 3 wire 10-55v PNP N.C.	D3P2-Q18C04P-C3A2	4	D3P2-Q18C04P-CPA3	26
DC 3 wire 5-36V PNP N.C.	D2P2-Q18C04N-O3A2	1	D2P2-Q18C04N-OPA3	25
DC 3 wire 5-36V PNP N.O.	D2P2-Q18C04N-C3A2	2	D2P2-Q18C04N-CPA3	25
DC 3 wire 5-36V NPN N.C.	D2P2-Q18C04P-O3A2	3	D2P2-Q18C04P-OPA3	26
DC 3 wire 5-36V NPN N.O.	D2P2-Q18C04P-C3A2	4	D2P2-Q18C04P-CPA3	26
DC 4 wire 5-36V Changeover PNP (N.O & N.C.)	-		-	
DC 4 wire 5-36V Changeover NPN (N.O & N.C.)	-		-	
Wiring diagram number				
Dimensions (unit: mm)	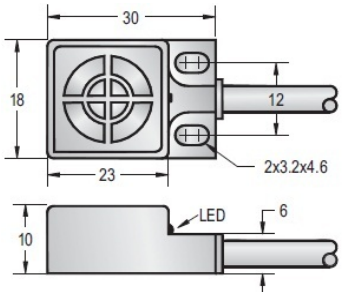		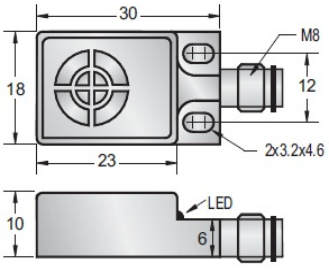	
Cable 2M (PVC)	4φ3x0.15		-	
Weight	approx.46 g		approx.21 g	

Subject to modifications without notice

Tel: +86-755-2646 7962 Fax: +86-755-2646 7925 MSN: dfan852@hotmail.com
Web: www.mountiger.com E-mail: sales@mountiger.com QQ: 873764592

Mountiger Sensing the future

DC INDUCTIVE PROXIMITY SWITCH(Q25C)

Diameter	Q25C		Q25C	
Shielded/non-Shielded	Shiedled		Non-Shiedled	
Switching Distance Sn mm	5mm		8mm	
Housing Material	ABS RESIN		ABS RESIN	
With LED/Without LED	With LED		With LED	
Picture				
Operating Voltage	10-30VDC		10-30VDC	
Ripple	<10%		<10%	
No Load Current	<10mA		<10mA	
Max. Load Current	200mA		200mA	
Leakge Current	<0.01mA		<0.01mA	
Voltage Drop	< 1.5V		< 1.5V	
Switching Frequency	500HZ		500HZ	
Response Time	0.5ms/0.5ms		0.5ms/0.5ms	
Switching Hysteresis	<15%(Sr)		<15%(Sr)	
Repeat Accuracy	<1.0%(Sr)		<1.0%(Sr)	
Protection Category	IP67		IP67	
Operating Temperature	-25 ℃ - +70 ℃		-25 ℃ - +70 ℃	
Temperature Drift	<10%(Sr)		<10%(Sr)	
Short Circuit Protection	YES		YES	
Overload Trip Point	220MA		220MA	
Material Active Face	POM		POM	
DC 3 wire 10-30V NPN N.O.	D1P1-Q25C05N-O3A2	1	D1P2-Q25C08N-O3A2	1
DC 3 wire 10-30V NPN N.C.	D1P1-Q25C05N-C3A2	2	D1P2-Q25C08N-C3A2	2
DC 3 wire 10-30V PNP N.O.	D1P1-Q25C05P-O3A2	3	D1P2-Q25C08P-O3A2	3
DC 3 wire 10-30V PNP N.C.	D1P1-Q25C05P-C3A2	4	D1P2-Q25C08P-C3A2	4
DC 4 wire 10-30V Changeover PNP (N.O.)	-		-	
DC 4 wire 10-30V Changeover NPN (N.O.)	-		-	
DC 2 wire 10-60V N.O.	-		-	
DC 2 wire 10-60V N.C.	-		-	
DC 3 wire 10-55v NPN N.O.	-		-	
DC 3 wire 10-55v NPN N.C.	-		-	
DC 3 wire 10-55v PNP N.O.	-		-	
DC 3 wire 10-55v PNP N.C.	-		-	
DC 3 wire 5-36V PNP N.C.	-		-	
DC 3 wire 5-36V PNP N.O.	-		-	
DC 3 wire 5-36V NPN N.C.	-		-	
DC 3 wire 5-36V NPN N.O.	-		-	
DC 4 wire 5-36V Changeover PNP (N.O & N.C.)	-		-	
DC 4 wire 5-36V Changeover NPN (N.O & N.C.)	-		-	
Wiring diagram number				
Dimensions (unit: mm)	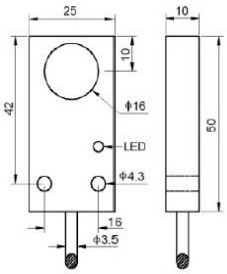		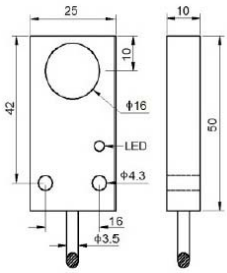	
Cable 2M (PVC)	4φ3x0.15		4φ3x0.15	
Weight	approx.65 g		approx.65 g	

Subject to modifications without notice

Tel: +86-755-2646 7962 Fax: +86-755-2646 7925 MSN: dfan852@hotmail.com
Web: www.mountiger.com E-mail: sales@mountiger.com QQ: 873764592

Mountiger Sensing the future

DC INDUCTIVE PROXIMITY SWITCH(Q12)

Diameter	Q12x26x40		Q12x26x40	
Shielded/non-Shielded	Shiedled		Non-Shiedled	
Switching Distance Sn mm	3mm		5mm	
Housing Material	PBT RESIN		PBT RESIN	
With LED/Without LED	With LED		With LED	
Picture				
Operating Voltage	10-30VDC		10-30VDC	
Ripple	<10%		<10%	
No Load Current	<10mA		<10mA	
Max. Load Current	200mA		200mA	
Leakge Current	<0.01mA		<0.01mA	
Voltage Drop	< 1.5V		< 1.5V	
Switching Frequency	300HZ		100HZ	
Response Time	0.5ms/0.5ms		1ms/1ms	
Switching Hysteresis	<15%(Sr)		<15%(Sr)	
Repeat Accuracy	<1.0%(Sr)		<1.0%(Sr)	
Protection Category	IP67		IP67	
Operating Temperature	-25 ℃ - +70 ℃		-25 ℃ - +70 ℃	
Temperature Drift	<10%(Sr)		<10%(Sr)	
Short Circuit Protection	YES		YES	
Overload Trip Point	220MA		220MA	
Material Active Face	PBT		PBT	
DC 3 wire 10-30V NPN N.O.	D1P1-Q1203N-O3A2	1	D1P2-Q1205N-O3A2	1
DC 3 wire 10-30V NPN N.C.	D1P1-Q1203N-C3A2	2	D1P2-Q1205N-C3A2	2
DC 3 wire 10-30V PNP N.O.	D1P1-Q1203P-O3A2	3	D1P2-Q1205P-O3A2	3
DC 3 wire 10-30V PNP N.C.	D1P1-Q1203P-C3A2	4	D1P2-Q1205P-C3A2	4
DC 4 wire 10-30V Changeover PNP (N.O. & N.C.)	-		-	
DC 4 wire 10-30V Changeover NPN (N.O. & N.C.)	-		-	
DC 2 wire 10-60V N.O.	-		-	
DC 2 wire 10-60V N.C.	-		-	
DC 3 wire 10-55v NPN N.O.	-		-	
DC 3 wire 10-55v NPN N.C.	-		-	
DC 3 wire 10-55v PNP N.O.	-		-	
DC 3 wire 10-55v PNP N.C.	-		-	
DC 3 wire 5-36V PNP N.C.	-		-	
DC 3 wire 5-36V PNP N.O.	-		-	
DC 3 wire 5-36V NPN N.C.	-		-	
DC 3 wire 5-36V NPN N.O.	-		-	
DC 4 wire 5-36V Changeover PNP (N.O & N.C.)	-		-	
DC 4 wire 5-36V Changeover NPN (N.O & N.C.)	-		-	
Wiring diagram number				
Dimensions (unit: mm)	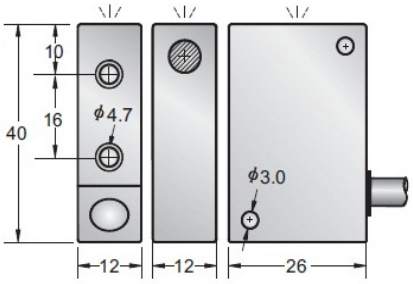		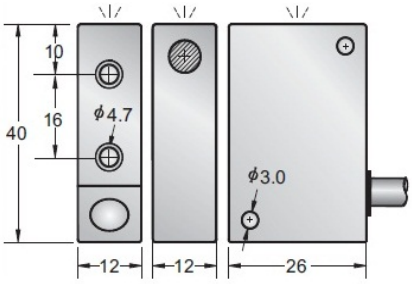	
Cable 2M (PVC)	4φ3x0.15		4φ3x0.15	
Weight	approx.133 g		approx.133 g	

Subject to modifications without notice

Tel: +86-755-2646 7962 Fax: +86-755-2646 7925 MSN: dfan852@hotmail.com
Web: www.mountiger.com E-mail: sales@mountiger.com QQ: 873764592

Mountiger Sensing the future

DC INDUCTIVE PROXIMITY SWITCH(Q16 Q18)

Diameter	Q17x17x29		Q18x18x35	
Shielded/non-Shielded	Non-Shiedled		Non-Shiedled	
Switching Distance Sn mm	4mm		4mm	
Housing Material	ABS RESIN		ABS RESIN	
With LED/Without LED	With LED		With LED	
Picture				
Operating Voltage	10-30VDC		10-30VDC / 10-55VDC / 10-60VDC	
Ripple	<10%		<10%	
No Load Current	<10mA		<10mA	
Max. Load Current	200mA		200mA	
Leakge Current	<0.01mA		<0.01mA	
Voltage Drop	< 1.5V		< 1.5V	
Switching Frequency	500HZ		500HZ	
Response Time	0.5ms/0.5ms		0.5ms/0.5ms	
Switching Hysteresis	<15%(Sr)		<15%(Sr)	
Repeat Accuracy	<1.0%(Sr)		<1.0%(Sr)	
Protection Category	IP67		IP67	
Operating Temperature	-25 ℃ - +70 ℃		-25 ℃ - +70 ℃	
Temperature Drift	<10%(Sr)		<10%(Sr)	
Short Circuit Protection	YES		YES	
Overload Trip Point	220MA		220MA	
Material Active Face	ABS		ABS	
DC 3 wire 10-30V NPN N.O.	D1P2-Q1604N-O3A2	1	D1P2-Q1804N-O3A2	1
DC 3 wire 10-30V NPN N.C.	D1P2-Q1604N-C3A2	2	D1P2-Q1804N-C3A2	2
DC 3 wire 10-30V PNP N.O.	D1P2-Q1604P-O3A2	3	D1P2-Q1804P-O3A2	3
DC 3 wire 10-30V PNP N.C.	D1P2-Q1604P-C3A2	4	D1P2-Q1804P-C3A2	4
DC 4 wire 10-30V Changeover PNP (N.O. & N.C.)	-		-	
DC 4 wire 10-30V Changeover NPN (N.O. & N.C.)	-		-	
DC 2 wire 10-60V N.O.	-		D4P2-Q1804C-O3A2	7
DC 2 wire 10-60V N.C.	-		D4P2-Q1804C-C3A2	8
DC 3 wire 10-55v NPN N.O.	-		D3P2-Q1804N-O3A2	1
DC 3 wire 10-55v NPN N.C.	-		D3P2-Q1804N-C3A2	2
DC 3 wire 10-55v PNP N.O.	-		D3P2-Q1804P-O3A2	3
DC 3 wire 10-55v PNP N.C.	-		D3P2-Q1804P-C3A2	4
DC 3 wire 5-36V PNP N.C.	-		-	
DC 3 wire 5-36V PNP N.O.	-		-	
DC 3 wire 5-36V NPN N.C.	-		-	
DC 3 wire 5-36V NPN N.O.	-		-	
DC 4 wire 5-36V Changeover PNP (N.O & N.C.)	-		-	
DC 4 wire 5-36V Changeover NPN (N.O & N.C.)	-		-	
Wiring diagram number				
Dimensions (unit: mm)	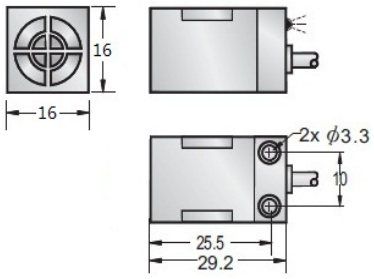		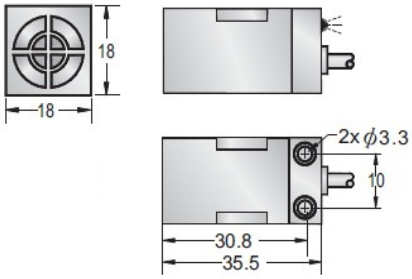	
Cable 2M (PVC)	4φ3x0.15		4φ3x0.15	
Weight	approx.55 g		approx.55 g	

Subject to modifications without notice

Tel: +86-755-2646 7962 Fax: +86-755-2646 7925 MSN: dfan852@hotmail.com
Web: www.mountiger.com E-mail: sales@mountiger.com QQ: 873764592

Mountiger Sensing the future

DC INDUCTIVE PROXIMITY SWITCH(Q40S)

Diameter	Q40S		Q40S	
Shielded/non-Shielded	Shielded		Non-Shielded	
Switching Distance Sn mm	15mm		20mm	
Housing Material	PBT RESIN		PBT RESIN	
With LED/Without LED	With LED		With LED	
Picture	CE		CE	
Operating Voltage	10-30VDC / 10-55VDC / 10-60VDC		10-30VDC / 10-55VDC / 10-60VDC	
Ripple	<10%		<10%	
No Load Current	<10mA		<10mA	
Max. Load Current	200mA		200mA	
Leakge Current	<0.01mA		<0.01mA	
Voltage Drop	< 1.5V		< 1.5V	
Switching Frequency	100HZ		100HZ	
Response Time	1ms/1ms		1ms/1ms	
Switching Hysteresis	<15%(Sr)		<15%(Sr)	
Repeat Accuracy	<1.0%(Sr)		<1.0%(Sr)	
Protection Category	IP67		IP67	
Operating Temperature	-25 ℃ - +70 ℃		-25 ℃ - +70 ℃	
Temperature Drift	<10%(Sr)		<10%(Sr)	
Short Circuit Protection	YES		YES	
Overload Trip Point	220MA		220MA	
Material Active Face	PBT		PBT	
DC 3 wire 10-30V NPN N.O.	D1P1-Q4015N-OES4	31	D1P2-Q4020N-OES4	31
DC 3 wire 10-30V NPN N.C.	D1P1-Q4015N-CES4	32	D1P2-Q4020N-CES4	32
DC 3 wire 10-30V PNP N.O.	D1P1-Q4015P-OES4	33	D1P2-Q4020P-OES4	33
DC 3 wire 10-30V PNP N.C.	D1P1-Q4015P-CES4	34	D1P2-Q4020P-CES4	34
DC 4 wire 10-30V Changeover PNP (N.O. & N.C.)	D1P1-Q4015P-SES4	36	D1P2-Q4020P-SES4	36
DC 4 wire 10-30V Changeover NPN (N.O. & N.C.)	D1P1-Q4015N-SES4	35	D1P2-Q4020N-SES4	35
DC 2 wire 10-60V N.O.	D4P1-Q4015C-OES4	37	D4P2-Q4020C-OES4	37
DC 2 wire 10-60V N.C.	D4P1-Q4015C-CES4	38	D4P2-Q4020C-CES4	38
DC 3 wire 10-55v NPN N.O.	D3P1-Q4015N-OES4	31	D3P2-Q4020N-OES4	31
DC 3 wire 10-55v NPN N.C.	D3P1-Q4015N-CES4	32	D3P2-Q4020N-CES4	32
DC 3 wire 10-55v PNP N.O.	D3P1-Q4015P-OES4	33	D3P2-Q4020P-OES4	33
DC 3 wire 10-55v PNP N.C.	D3P1-Q4015P-CES4	34	D3P2-Q4020P-CES4	34
DC 3 wire 5-36V PNP N.C.	-		-	
DC 3 wire 5-36V PNP N.O.	-		-	
DC 3 wire 5-36V NPN N.C.	-		-	
DC 3 wire 5-36V NPN N.O.	-		-	
DC 4 wire 5-36V Changeover PNP (N.O & N.C.)	-		-	
DC 4 wire 5-36V Changeover NPN (N.O & N.C.)	-		-	
Wiring diagram number				
Dimensions (unit: mm)	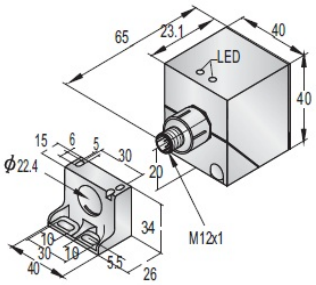		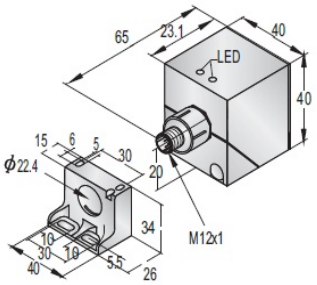	
Cable 2M (PVC)	M12 Euro-style		M12 Euro-style	
Weight	approx.170 g		approx.170 g	

Subject to modifications without notice

Tel: +86-755-2646 7962 Fax: +86-755-2646 7925 MSN: dfan852@hotmail.com
Web: www.mountiger.com E-mail: sales@mountiger.com QQ: 873764592

Mountiger Sensing the future

DC INDUCTIVE PROXIMITY SWITCH(Q40S)

Diameter	Q40S			
Shielded/non-Shielded	Non-Shielded			
Switching Distance Sn mm	30mm			
Housing Material	PBT RESIN			
With LED/Without LED	With LED			
Picture				
Operating Voltage	10-30VDC / 10-55VDC / 10-60VDC			
Ripple	<10%			
No Load Current	<10mA			
Max. Load Current	200mA			
Leakge Current	<0.01mA			
Voltage Drop	< 1.5V			
Switching Frequency	100HZ			
Response Time	1ms/1ms			
Switching Hysteresis	<15%(Sr)			
Repeat Accuracy	<1.0%(Sr)			
Protection Category	IP67			
Operating Temperature	-25 ℃ - +70 ℃			
Temperature Drift	<10%(Sr)			
Short Circuit Protection	YES			
Overload Trip Point	220MA			
Material Active Face	PBT			
DC 3 wire 10-30V NPN N.O.	D1P2-Q4030N-OES4	31		
DC 3 wire 10-30V NPN N.C.	D1P2-Q4030N-CES4	32		
DC 3 wire 10-30V PNP N.O.	D1P2-Q4030P-OES4	33		
DC 3 wire 10-30V PNP N.C.	D1P2-Q4030P-CES4	34		
DC 4 wire 10-30V Changeover PNP (N.O. & N.C.)	D1P2-Q4030P-SES4	36		
DC 4 wire 10-30V Changeover NPN (N.O. & N.C.)	D1P2-Q4030N-SES4	35		
DC 2 wire 10-60V N.O.	D4P2-Q4030C-OES4	37		
DC 2 wire 10-60V N.C.	D4P2-Q4030C-CES4	38		
DC 3 wire 10-55v NPN N.O.	D3P2-Q4030N-OES4	31		
DC 3 wire 10-55v NPN N.C.	D3P2-Q4030N-CES4	32		
DC 3 wire 10-55v PNP N.O.	D3P2-Q4030P-OES4	33		
DC 3 wire 10-55v PNP N.C.	D3P2-Q4030P-CES4	34		
DC 3 wire 5-36V PNP N.C.	-			
DC 3 wire 5-36V PNP N.O.	-			
DC 3 wire 5-36V NPN N.C.	-			
DC 3 wire 5-36V NPN N.O.	-			
DC 4 wire 5-36V Changeover PNP (N.O & N.C.)	-			
DC 4 wire 5-36V Changeover NPN (N.O & N.C.)	-			
Wiring diagram number				
Dimensions (unit: mm)	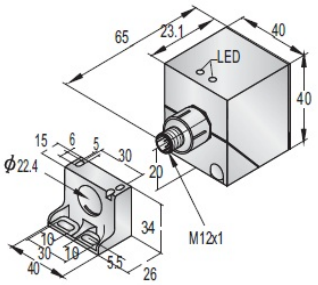			
Cable 2M (PVC)	M12 Euro-style			
Weight	approx.170 g			

Subject to modifications without notice

Tel: +86-755-2646 7962 Fax: +86-755-2646 7925 MSN: dfan852@hotmail.com
Web: www.mountiger.com E-mail: sales@mountiger.com QQ: 873764592

Mountiger Sensing the future

DC INDUCTIVE PROXIMITY SWITCH 5 WAY ROTATABLE SENSING HEAD(Q40)

Diameter	Q40		Q40	
Shielded/non-Shielded	Shielded		Non-Shielded	
Switching Distance Sn mm	15mm		20mm	
Housing Material	PBT RESIN		PBT RESIN	
With LED/Without LED	With LED		With LED	
Picture				
Operating Voltage	10-30VDC / 5-36VDC / 10-55VDC		10-30VDC / 10-55VDC / 10-60VDC	
Ripple	<10%		<10%	
No Load Current	<10mA		<10mA	
Max. Load Current	200mA		200mA	
Leakge Current	<0.01mA		<0.01mA	
Voltage Drop	< 1.5V		< 1.5V	
Switching Frequency	100HZ		100HZ	
Response Time	1ms/1ms		1ms/1ms	
Switching Hysteresis	<15%(Sr)		<15%(Sr)	
Repeat Accuracy	<1.0%(Sr)		<1.0%(Sr)	
Protection Category	IP67		IP67	
Operating Temperature	-25 ℃ - +70 ℃		-25 ℃ - +70 ℃	
Temperature Drift	<10%(Sr)		<10%(Sr)	
Short Circuit Protection	YES		YES	
Overload Trip Point	220MA		220MA	
Material Active Face	PBT		PBT	
DC 3 wire 10-30V NPN N.O.	D1P1-Q4015N-O3A	1	D1P2-Q4020N-O3A	1
DC 3 wire 10-30V NPN N.C.	D1P1-Q4015N-C3A	2	D1P2-Q4020N-C3A	2
DC 3 wire 10-30V PNP N.O.	D1P1-Q4015P-O3A	3	D1P2-Q4020P-O3A	3
DC 3 wire 10-30V PNP N.C.	D1P1-Q4015P-C3A	4	D1P2-Q4020P-C3A	4
DC 4 wire 10-30V Changeover PNP (N.O. & N.C.)	D1P1-Q4015P-S4A	6	D1P2-Q4020P-S4A	6
DC 4 wire 10-30V Changeover NPN (N.O. & N.C.)	D1P1-Q4015N-S4A	5	D1P2-Q4020N-S4A	5
DC 2 wire 10-60V N.O.	D4P1-Q4015C-O2A	7	D4P2-Q4020C-O2A	7
DC 2 wire 10-60V N.C.	D4P1-Q4015C-C2A	8	D4P2-Q4020C-C2A	8
DC 3 wire 10-55v NPN N.O.	D3P1-Q4015N-O3A	1	D3P2-Q4020N-O3A	1
DC 3 wire 10-55v NPN N.C.	D3P1-Q4015N-C3A	2	D3P2-Q4020N-C3A	2
DC 3 wire 10-55v PNP N.O.	D3P1-Q4015P-O3A	3	D3P2-Q4020N-O3A	3
DC 3 wire 10-55v PNP N.C.	D3P1-Q4015P-C3A	4	D3P2-Q4020N-C3A	4
DC 3 wire 5-36V PNP N.C.	-		-	
DC 3 wire 5-36V PNP N.O.	-		-	
DC 3 wire 5-36V NPN N.C.	-		-	
DC 3 wire 5-36V NPN N.O.	-		-	
DC 4 wire 5-36V Changeover PNP (N.O & N.C.)	-		-	
DC 4 wire 5-36V Changeover NPN (N.O & N.C.)	-		-	
Wiring diagram number				
Dimensions (unit: mm)	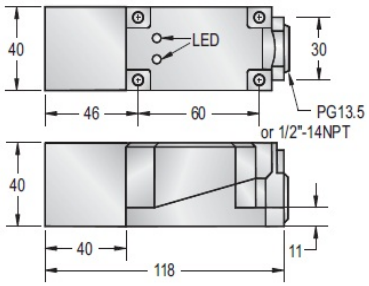		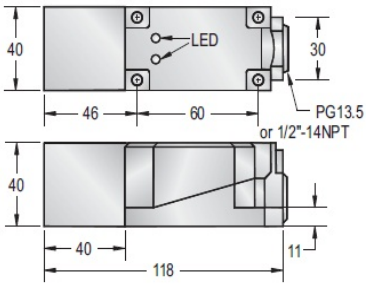	
Cable 2M (PVC)	-		-	
Weight	approx.262g		approx.262g	

Subject to modifications without notice

Tel: +86-755-2646 7962 Fax: +86-755-2646 7925 MSN: dfan852@hotmail.com
Web: www.mountiger.com E-mail: sales@mountiger.com QQ: 873764592

Mountiger Sensing the future

DC INDUCTIVE PROXIMITY SWITCH 5 WAY ROTATABLE SENSING HEAD(Q40)

Diameter	Q40		Q40	
Shielded/non-Shielded	Shielded		Non-Shielded	
Switching Distance Sn mm	15mm		20mm	
Housing Material	PBT RESIN		PBT RESIN	
With LED/Without LED	With LED		With LED	
Picture				
Operating Voltage	10-30VDC / 5-36VDC / 10-55VDC		10-30VDC / 10-55VDC / 10-60VDC	
Ripple	<10%		<10%	
No Load Current	<10mA		<10mA	
Max. Load Current	200mA		200mA	
Leakge Current	<0.01mA		<0.01mA	
Voltage Drop	< 1.5V		< 1.5V	
Switching Frequency	100HZ		100HZ	
Response Time	1ms/1ms		1ms/1ms	
Switching Hysteresis	<15%(Sr)		<15%(Sr)	
Repeat Accuracy	<1.0%(Sr)		<1.0%(Sr)	
Protection Category	IP67		IP67	
Operating Temperature	-25 ℃ - +70 ℃		-25 ℃ - +70 ℃	
Temperature Drift	<10%(Sr)		<10%(Sr)	
Short Circuit Protection	YES		YES	
Overload Trip Point	220MA		220MA	
Material Active Face	PBT		PBT	
DC 3 wire 10-30V NPN N.O.	D1P1-Q4015N-OEA4	31	D1P2-Q4020N-OEA4	31
DC 3 wire 10-30V NPN N.C.	D1P1-Q4015N-CEA4	32	D1P2-Q4020N-CEA4	32
DC 3 wire 10-30V PNP N.O.	D1P1-Q4015P-OEA4	33	D1P2-Q4020P-OEA4	33
DC 3 wire 10-30V PNP N.C.	D1P1-Q4015P-CEA4	34	D1P2-Q4020P-CEA4	34
DC 4 wire 10-30V Changeover PNP (N.O. & N.C.)	D1P1-Q4015P-SEA4	36	D1P2-Q4020P-SEA4	36
DC 4 wire 10-30V Changeover NPN (N.O. & N.C.)	D1P1-Q4015N-SEA4	35	D1P2-Q4020N-SEA4	35
DC 2 wire 10-60V N.O.	D4P1-Q4015C-OEA4	37	D4P2-Q4020C-OEA4	37
DC 2 wire 10-60V N.C.	D4P1-Q4015C-CEA4	38	D4P2-Q4020C-CEA4	38
DC 3 wire 10-55v NPN N.O.	D3P1-Q4015N-OEA4	31	D3P2-Q4020N-OEA4	31
DC 3 wire 10-55v NPN N.C.	D3P1-Q4015N-CEA4	32	D3P2-Q4020N-CEA4	32
DC 3 wire 10-55v PNP N.O.	D3P1-Q4015P-OEA4	33	D3P2-Q4020P-OEA4	33
DC 3 wire 10-55v PNP N.C.	D3P1-Q4015P-CEA4	34	D3P2-Q4020P-CEA4	34
DC 3 wire 5-36V PNP N.C.	-		-	
DC 3 wire 5-36V PNP N.O.	-		-	
DC 3 wire 5-36V NPN N.C.	-		-	
DC 3 wire 5-36V NPN N.O.	-		-	
DC 4 wire 5-36V Changeover PNP (N.O & N.C.)	-		-	
DC 4 wire 5-36V Changeover NPN (N.O & N.C.)	-		-	
Wiring diagram number				
Dimensions (unit: mm)	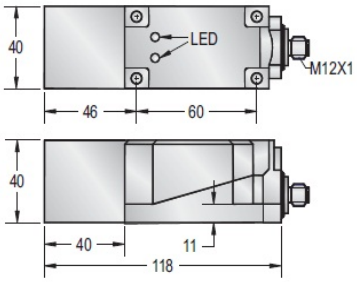		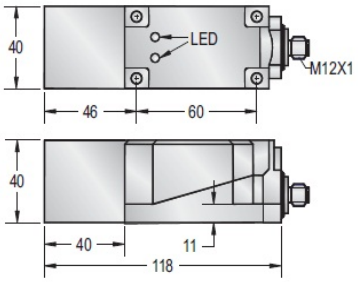	
Cable 2M (PVC)	-		-	
Weight	approx.290g		approx.290g	

Subject to modifications without notice

Tel: +86-755-2646 7962 Fax: +86-755-2646 7925 MSN: dfan852@hotmail.com
Web: www.mountiger.com E-mail: sales@mountiger.com QQ: 873764592

Mountiger Sensing the future

DC INDUCTIVE PROXIMITY SWITCH 5 WAY ROTATABLE SENSING HEAD(Q40)

Diameter	Q40		Q40	
Shielded/non-Shielded	Non-Shielded		Non-Shielded	
Switching Distance Sn mm	30mm		30mm	
Housing Material	PBT RESIN		PBT RESIN	
With LED/Without LED	With LED		With LED	
Picture				
Operating Voltage	10-30VDC / 5-36VDC / 10-55VDC		10-30VDC / 10-55VDC / 10-60VDC	
Ripple	<10%		<10%	
No Load Current	<10mA		<10mA	
Max. Load Current	200mA		200mA	
Leakge Current	<0.01mA		<0.01mA	
Voltage Drop	< 1.5V		< 1.5V	
Switching Frequency	100HZ		100HZ	
Response Time	1ms/1ms		1ms/1ms	
Switching Hysteresis	<15%(Sr)		<15%(Sr)	
Repeat Accuracy	<1.0%(Sr)		<1.0%(Sr)	
Protection Category	IP67		IP67	
Operating Temperature	-25 ℃ - +70 ℃		-25 ℃ - +70 ℃	
Temperature Drift	<10%(Sr)		<10%(Sr)	
Short Circuit Protection	YES		YES	
Overload Trip Point	220MA		220MA	
Material Active Face	PBT		PBT	
DC 3 wire 10-30V NPN N.O.	D1P2-Q4030N-O3A	1	D1P2-Q4030N-OEA4	31
DC 3 wire 10-30V NPN N.C.	D1P2-Q4030N-C3A	2	D1P2-Q4030N-CEA4	32
DC 3 wire 10-30V PNP N.O.	D1P2-Q4030P-O3A	3	D1P2-Q4030P-OEA4	33
DC 3 wire 10-30V PNP N.C.	D1P2-Q4030P-C3A	4	D1P2-Q4030P-CEA4	34
DC 4 wire 10-30V Changeover PNP (N.O. & N.C.)	D1P2-Q4030P-S4A	6	D1P2-Q4030P-SEA4	36
DC 4 wire 10-30V Changeover NPN (N.O. & N.C.)	D1P2-Q4030N-S4A	5	D1P2-Q4030N-SEA4	35
DC 2 wire 10-60V N.O.	D4P2-Q4030C-O2A	7	D4P2-Q4030C-OEA4	37
DC 2 wire 10-60V N.C.	D4P2-Q4030C-C2A	8	D4P2-Q4030C-CEA4	38
DC 3 wire 10-55v NPN N.O.	D3P2-Q4030N-O3A	1	D3P2-Q4030N-OEA4	31
DC 3 wire 10-55v NPN N.C.	D3P2-Q4030N-C3A	2	D3P2-Q4030N-CEA4	32
DC 3 wire 10-55v PNP N.O.	D3P2-Q4030P-O3A	3	D3P2-Q4030P-OEA4	33
DC 3 wire 10-55v PNP N.C.	D3P2-Q4030P-C3A	4	D3P2-Q4030P-CEA4	34
DC 3 wire 5-36V PNP N.C.	-		-	
DC 3 wire 5-36V PNP N.O.	-		-	
DC 3 wire 5-36V NPN N.C.	-		-	
DC 3 wire 5-36V NPN N.O.	-		-	
DC 4 wire 5-36V Changeover PNP (N.O & N.C.)	-		-	
DC 4 wire 5-36V Changeover NPN (N.O & N.C.)	-		-	
Wiring diagram number				
Dimensions (unit: mm)	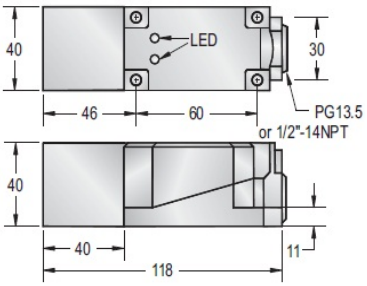		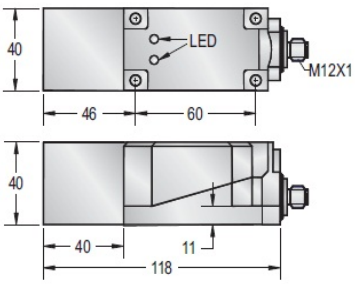	
Cable 2M (PVC)	-		-	
Weight	approx.262g		approx.290g	

Subject to modifications without notice

Tel: +86-755-2646 7962 Fax: +86-755-2646 7925 MSN: dfan852@hotmail.com
Web: www.mountiger.com E-mail: sales@mountiger.com QQ: 873764592

Mountiger Sensing the future

DC INDUCTIVE PROXIMITY SWITCH(Q80)

Model	Q80x80x40		Q80x80x40	
Shielded/non-Shielded	Shiedled		Non-shiedled	
Switching Distance Sn mm	40mm		50mm	
Standard Target	120x120x1mm FE37		150x150x1mm FE37	
Housing Material	PBT RESIN		PBT RESIN	
With LED/Without LED	With LED		With LED	
Picture				
Operating Voltage	10-30VDC		10-30VDC	
Ripple	<10%		<10%	
No Load Current	<10MA		<10MA	
Max. Load Current	200mA		200mA	
Leakge Current	<0.01mA		<0.01mA	
Voltage Drop	< 2VDC		< 2VDC	
Switching Frequency	200HZ		100HZ	
Response Time	1.5ms		1.5ms	
Switching Hysteresis	<15%(sr)		<15%(sr)	
Repeat Accuracy	<5%(sr)		<5%(sr)	
Protection Category	IP66		IP66	
Operating Temperature	-25 ℃ - +70 ℃		-25 ℃ - +70 ℃	
Temperature Drift	<10%(sr)		<10%(sr)	
Short Circuit Protection	YES		YES	
Overload Trip Point	220mA		220mA	
Material Active Face	PBT		PBT	
DC 3 wire 10-30V NPN N.O.	D1P1-Q8040N-O3A	1	D1P2-Q8050N-O3A	1
DC 3 wire 10-30V NPN N.C.	D1P1-Q8040N-C3A	2	D1P2-Q8050N-C3A	2
DC 3 wire 10-30V PNP N.O.	D1P1-Q8040P-O3A	3	D1P2-Q8050P-O3A	3
DC 3 wire 10-30V PNP N.C.	D1P1-Q8040P-C3A	4	D1P2-Q8050P-C3A	4
DC 4 wire 10-30V Changeover PNP (N.O. & N.C.)	-			
DC 4 wire 10-30V Changeover NPN (N.O. & N.C.)	-			
DC 2 wire 10-60V N.O.	-			
DC 2 wire 10-60V N.C.	-			
DC 3 wire 10-55v NPN N.O.	-			
DC 3 wire 10-55v NPN N.C.	-			
DC 3 wire 10-55v PNP N.O.	-			
DC 3 wire 10-55v PNP N.C.	-			
DC 3 wire 5-36V PNP N.C.	-			
DC 3 wire 5-36V PNP N.O.	-			
DC 3 wire 5-36V NPN N.C.	-			
DC 3 wire 5-36V NPN N.O.	-			
Wiring diagram number				
Dimensions (unit: mm)	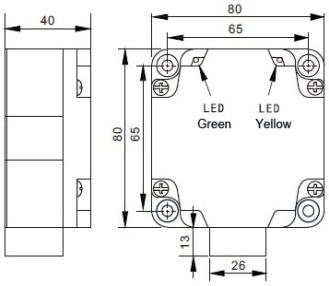		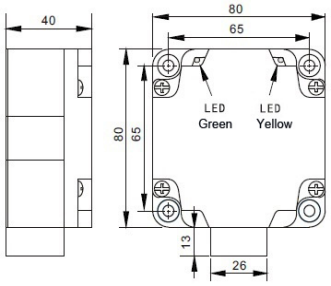	
Connection	4x Terminal		4x Terminal	
Weight	approx. 380g		approx. 380g	

Subject to modifications without notice

Tel: +86-755-2646 7962 Fax: +86-755-2646 7925 MSN: dfan852@hotmail.com
Web: www.mountiger.com E-mail: sales@mountiger.com QQ: 873764592

Mountiger Sensing the future

DC INDUCTIVE PROXIMITY SWITCH(Q80)

Model	Q80x80x40		Q80x80x40	
Shielded/non-Shielded	Shiedled		Non-shiedled	
Switching Distance Sn mm	50mm		70mm	
Standard Target	150x150x1mm FE37		210x210x1mm FE37	
Housing Material	PBT RESIN		PBT RESIN	
With LED/Without LED	With LED		With LED	
Picture				
Operating Voltage	10-30VDC		10-30VDC	
Ripple	<10%		<10%	
No Load Current	<10MA		<10MA	
Max. Load Current	200mA		200mA	
Leakge Current	<0.01mA		<0.01mA	
Voltage Drop	< 2VDC		< 2VDC	
Switching Frequency	100HZ		50HZ	
Response Time	1.5ms		1.5ms	
Switching Hysteresis	<15%(sr)		<15%(sr)	
Repeat Accuracy	<5%(sr)		<5%(sr)	
Protection Category	IP66		IP66	
Operating Temperature	-25 ℃ - +70 ℃		-25 ℃ - +70 ℃	
Temperature Drift	<10%(sr)		<10%(sr)	
Short Circuit Protection	YES		YES	
Overload Trip Point	220mA		220mA	
Material Active Face	PBT		PBT	
DC 3 wire 10-30V NPN N.O.	D1P1-Q8050N-O3A	1	D1P2-Q8070N-O3A	1
DC 3 wire 10-30V NPN N.C.	D1P1-Q8050N-C3A	2	D1P2-Q8070N-C3A	2
DC 3 wire 10-30V PNP N.O.	D1P1-Q8050P-O3A	3	D1P2-Q8070P-O3A	3
DC 3 wire 10-30V PNP N.C.	D1P1-Q8050P-C3A	4	D1P2-Q8070P-C3A	4
DC 4 wire 10-30V Changeover PNP (N.O. & N.C.)	-			
DC 4 wire 10-30V Changeover NPN (N.O. & N.C.)	-			
DC 2 wire 10-60V N.O.	-			
DC 2 wire 10-60V N.C.	-			
DC 3 wire 10-55v NPN N.O.	-			
DC 3 wire 10-55v NPN N.C.	-			
DC 3 wire 10-55v PNP N.O.	-			
DC 3 wire 10-55v PNP N.C.	-			
DC 3 wire 5-36V PNP N.C.	-			
DC 3 wire 5-36V PNP N.O.	-			
DC 3 wire 5-36V NPN N.C.	-			
DC 3 wire 5-36V NPN N.O.	-			
Wiring diagram number				
Dimensions (unit: mm)	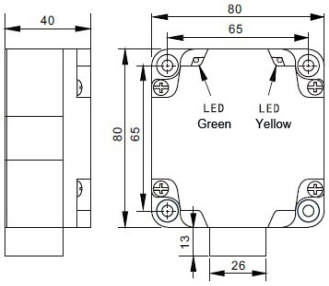		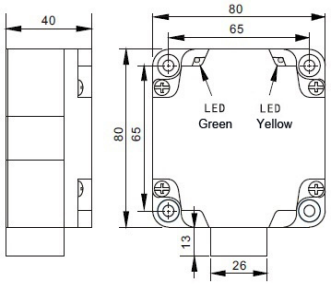	
Connection	4x Terminal		4x Terminal	
Weight	approx. 380g		approx. 380g	

Subject to modifications without notice

Tel: +86-755-2646 7962 Fax: +86-755-2646 7925 MSN: dfan852@hotmail.com
Web: www.mountiger.com E-mail: sales@mountiger.com QQ: 873764592

Mountiger Sensing the future

AC INDUCTIVE PROXIMITY SWITCH

Diameter	Sn (mm)	Shielded/ non-Shielded	Housing Material	Housing Size(mm)	Terminal Version	Power	Page
M12	2mm / 4mm	Shielded/ Non-Shiedled	stainless Steel or nickel Plated brass	M12x60	Cable	20-250VAC	A3-01
M12	2mm / 4mm	Shielded/ Non-Shiedled	stainless Steel or nickel Plated brass	M12x68	Euro-style	20-250VAC	A3-01
M12	4mm / 8mm	Shielded/ Non-Shiedled	stainless Steel or nickel Plated brass	M12x60	Cable	20-250VAC	A3-02
M12	4mm / 8mm	Shielded/ Non-Shiedled	stainless Steel or nickel Plated brass	M12x68	Euro-style	20-250VAC	A3-02
M18	5mm / 8mm	Shielded/ Non-Shiedled	stainless Steel or nickel Plated brass	M18x55	Cable	20-250VAC	A3-03
M18	5mm / 8mm	Shielded/ Non-Shiedled	stainless Steel or nickel Plated brass	M18x35 / M18x40	Cable	20-250VAC	A3-03
M18	5mm / 8mm	Shielded/ Non-Shiedled	stainless Steel or nickel Plated brass	M18x79	Euro-style	20-250VAC	A3-04
M18	8mm / 16mm	Shielded/ Non-Shiedled	stainless Steel or nickel Plated brass	M18x55	Cable	20-250VAC	A3-05
M18	8mm / 16mm	Shielded/ Non-Shiedled	stainless Steel or nickel Plated brass	M18x35 / M18x40	Cable	20-250VAC	A3-05
M18	8mm / 16mm	Shielded/ Non-Shiedled	stainless Steel or nickel Plated brass	M18x79	Euro-style	20-250VAC	A3-06
M30	10mm / 15mm	Shielded/ Non-Shiedled	stainless Steel or nickel Plated brass	M30x55	Cable	20-250VAC	A3-07
M30	10mm / 15mm	Shielded/ Non-Shiedled	stainless Steel or nickel Plated brass	M30x40 / M30x45	Cable	20-250VAC	A3-07
M30	10mm / 15mm	Shielded/ Non-Shiedled	stainless Steel or nickel Plated brass	M30x78	Euro-style	20-250VAC	A3-08

AC INDUCTIVE PROXIMITY SWITCH

M30	16mm / 25mm	Shielded/ Non-Shiedled	stainless Steel or nickel Plated brass	M30x55	Cable	20-250VAC	A3-09
M30	16mm / 25mm	Shielded/ Non-Shiedled	stainless Steel or nickel Plated brass	M30x40 / M30x45	Cable	20-250VAC	A3-09
M30	16mm / 25mm	Shielded/ Non-Shiedled	stainless Steel or nickel Plated brass	M30x78	Euro-style	20-250VAC	A3-10
Q40	15mm	Shielded	PBT RESIN	40x40x118	Terminal	20-250VAC	A3-11
Q40	20mm	Shielded/ Non-Shiedled	PBT RESIN	40x40x118	Terminal	20-250VAC	A3-11
Q40	30mm	Non-Shiedled	PBT RESIN	40x40x118	Terminal	20-250VAC	A3-12
Q40	15mm	Shielded	PBT RESIN	40x40x118	Euro-style	20-250VAC	A3-12
Q40	20mm	Shielded/ Non-Shiedled	PBT RESIN	40x40x118	Euro-style	20-250VAC	A3-13
Q40	30mm	Non-Shiedled	PBT RESIN	40x40x118	Euro-style	20-250VAC	A3-13

AC INDUCTIVE PROXIMITY SWITCH(M12)

Diameter	M12		M12	
Shielded/non-Shielded	Shielded/ Non-Shiedled		Shielded/ Non-Shiedled	
Switching Distance Sn mm	2mm / 4mm		2mm / 4mm	
Housing Material	stainless steel or nickel plated brass		stainless steel or nickel plated brass	
With LED/Without LED	With LED		With LED	
Picture				
Operating Voltage	20-250VAC		20-250VAC	
No Load Current	<1.8mA		<1.8mA	
Max. Load Current	400mA		400mA	
Leakge Current	<1.8mA		<1.8mA	
Surge Current	5A(20ms)		5A(20ms)	
Min. Load Current	5mA		5mA	
Voltage Drop	<8VAC AT 400mA		<8VAC AT 400mA	
Switching Frequency	<25HZ		<25HZ	
Response Time	10ms / 10ms		10ms / 10ms	
Switching Hysteresis	<15%(sr)		<15%(sr)	
Repeat Accuracy	<1.0%(sr)		<1.0%(sr)	
Protection Category	IP67		IP67	
Operating Temperature	-25 ℃ - +70 ℃		-25 ℃ - +70 ℃	
Temperature Drift	<10%(sr)		<10%(sr)	
Short Circuit Protection	NO		NO	
Material Active Face	PBT		PBT	
DC 3 wire 10-30V NPN N.O.	-		-	
DC 3 wire 10-30V NPN N.C.	-		-	
DC 3 wire 10-30V PNP N.O.	-		-	
DC 3 wire 10-30V PNP N.C.	-		-	
DC 4 wire 10-30V Changeover PNP (N.O. & N.C.)	-		-	
DC 4 wire 10-30V Changeover NPN (N.O. & N.C.)	-		-	
DC 2 wire 10-60V N.O.	-		-	
DC 2 wire 10-60V N.C.	-		-	
DC 3 wire 10-55v NPN N.O.	-		-	
DC 3 wire 10-55v NPN N.C.	-		-	
DC 3 wire 10-55v PNP N.O.	-		-	
DC 3 wire 10-55v PNP N.C.	-		-	
AC 2 wire 20-250V N.O.	D7B1-M1202A-O3B2 ¦ D7B2-M1204A-O3B2	11	D7B1-M1202A-OEB4 ¦ D7B2-M1204A-OEB4	51
AC 2 wire 20-250V N.C.	D7B1-M1202A-C3B2 ¦ D7B2-M1204A-C3B2	12	D7B1-M1202A-CEB4 ¦ D7B2-M1204A-CEB4	51
AC 2 wire 20-250V N.O. or N.C. Changeable .	-			
AC/DC 2 wire 20-250V N.O.	-			
AC/DC 2 wire 20-250V N.C.	-			
AC/DC 2 wire 20-250V N.O. or N.C. Changeable	-			
Wiring diagram number				
Dimensions (unit: mm)	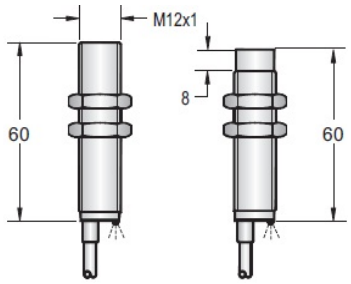		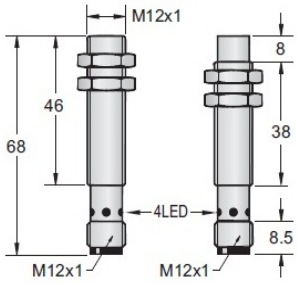	
Cable 2M (PVC)	4φ3x0.34			
Weight	approx.77 g / approx.76 g		approx.14 g	

Subject to modifications without notice

Tel: +86-755-2646 7962 Fax: +86-755-2646 7925 MSN: dfan852@hotmail.com
Web: www.mountiger.com E-mail: sales@mountiger.com QQ: 873764592

Mountiger Sensing the future

AC INDUCTIVE PROXIMITY SWITCH(M12)

Diameter	M12		M12	
Shielded/non-Shielded	Shielded/ Non-Shiedled		Shielded/ Non-Shiedled	
Switching Distance Sn mm	4mm / 8mm		4mm / 8mm	
Housing Material	stainless steel or nickel plated brass		stainless steel or nickel plated brass	
With LED/Without LED	With LED		With LED	
Picture				
Operating Voltage	20-250VAC		20-250VAC	
No Load Current	<1.8mA		<1.8mA	
Max. Load Current	400mA		400mA	
Leakge Current	<1.8mA		<1.8mA	
Surge Current	5A(20ms)		5A(20ms)	
Min. Load Current	5mA		5mA	
Voltage Drop	<8VAC AT 400mA		<8VAC AT 400mA	
Switching Frequency	<25HZ		<25HZ	
Response Time	10ms / 10ms		10ms / 10ms	
Switching Hysteresis	<15%(sr)		<15%(sr)	
Repeat Accuracy	<1.0%(sr)		<1.0%(sr)	
Protection Category	IP67		IP67	
Operating Temperature	-25 ℃ - +70 ℃		-25 ℃ - +70 ℃	
Temperature Drift	<10%(sr)		<10%(sr)	
Short Circuit Protection	NO		NO	
Material Active Face	PBT		PBT	
DC 3 wire 10-30V NPN N.O.	-		-	
DC 3 wire 10-30V NPN N.C.	-		-	
DC 3 wire 10-30V PNP N.O.	-		-	
DC 3 wire 10-30V PNP N.C.	-		-	
DC 4 wire 10-30V Changeover PNP (N.O. & N.C.)	-		-	
DC 4 wire 10-30V Changeover NPN (N.O. & N.C.)	-		-	
DC 2 wire 10-60V N.O.	-		-	
DC 2 wire 10-60V N.C.	-		-	
DC 3 wire 10-55v NPN N.O.	-		-	
DC 3 wire 10-55v NPN N.C.	-		-	
DC 3 wire 10-55v PNP N.O.	-		-	
DC 3 wire 10-55v PNP N.C.	-		-	
AC 2 wire 20-250V N.O.	D7B1-M1204A-O3B2 ┆ D7B2-M1208A-O3B2	11	D7B1-M1204A-OEB4 ┆ D7B2-M1208A-OEB4	51
AC 2 wire 20-250V N.C.	D7B1-M1204A-C3B2 ┆ D7B2-M1208A-C3B2	12	D7B1-M1204A-CEB4 ┆ D7B2-M1208A-CEB4	51
AC 2 wire 20-250V N.O. or N.C. Changeable .	-			
AC/DC 2 wire 20-250V N.O.	-			
AC/DC 2 wire 20-250V N.C.	-			
AC/DC 2 wire 20-250V N.O. or N.C. Changeable	-			
Wiring diagram number				
Dimensions (unit: mm)	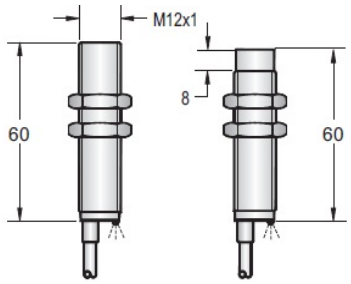		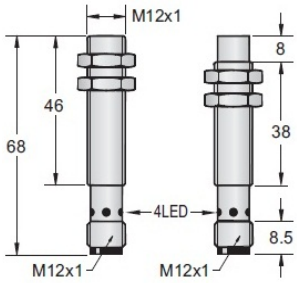	
Cable 2M (PVC)	4φ3x0.34			
Weight	approx.77 g / approx.76 g		approx.14 g	

Subject to modifications without notice

Tel: +86-755-2646 7962 Fax: +86-755-2646 7925 MSN: dfan852@hotmail.com
Web: www.mountiger.com E-mail: sales@mountiger.com QQ: 873764592

Mountiger Sensing the future

AC INDUCTIVE PROXIMITY SWITCH(M18)

Diameter	M18		M18	
Shielded/non-Shielded	Shielded/ Non-Shiedled		Shielded/ Non-Shiedled	
Switching Distance Sn mm	5mm / 8mm		5mm / 8mm	
Housing Material	stainless steel or nickel plated brass		stainless steel or nickel plated brass	
With LED/Without LED	With LED		With LED	
Picture				
Operating Voltage	20-250VAC		20-250VAC	
No Load Current	<1.8mA		<1.8mA	
Max. Load Current	400mA		400mA	
Leakge Current	<1.8mA		<1.8mA	
Surge Current	5A(20ms)		5A(20ms)	
Min. Load Current	5mA		5mA	
Voltage Drop	<8VAC AT 400mA		<8VAC AT 400mA	
Switching Frequency	<25HZ		<25HZ	
Response Time	10ms / 10ms		10ms / 10ms	
Switching Hysteresis	<15%(sr)		<15%(sr)	
Repeat Accuracy	<1.0%(sr)		<1.0%(sr)	
Protection Category	IP67		IP67	
Operating Temperature	-25 ℃ - +70 ℃		-25 ℃ - +70 ℃	
Temperature Drift	<10%(sr)		<10%(sr)	
Short Circuit Protection	NO		NO	
Material Active Face	POM / PBT		POM / PBT	
DC 3 wire 10-30V NPN N.O.	-		-	
DC 3 wire 10-30V NPN N.C.	-		-	
DC 3 wire 10-30V PNP N.O.	-		-	
DC 3 wire 10-30V PNP N.C.	-		-	
DC 4 wire 10-30V Changeover PNP (N.O. & N.C.)	-		-	
DC 4 wire 10-30V Changeover NPN (N.O. & N.C.)	-		-	
DC 2 wire 10-60V N.O.	-		-	
DC 2 wire 10-60V N.C.	-		-	
DC 3 wire 10-55v NPN N.O.	-		-	
DC 3 wire 10-55v NPN N.C.	-		-	
DC 3 wire 10-55v PNP N.O.	-		-	
DC 3 wire 10-55v PNP N.C.	-		-	
AC 2 wire 20-250V N.O.	D7B1-M1805A-O3B2 ¦ D7B2-M1808A-O3B2	11	D7B1-M1805A-O3S2 ¦ D7B2-M1808A-O3S2	11
AC 2 wire 20-250V N.C.	D7B1-M1805A-C3B2 ¦ D7B2-M1808A-C3B2	12	D7B1-M1805A-C3S2 ¦ D7B2-M1808A-C3S2	12
AC 2 wire 20-250V N.O. or N.C. Changeable .	-		-	
AC/DC 2 wire 20-250V N.O.	-		-	
AC/DC 2 wire 20-250V N.C.	-		-	
AC/DC 2 wire 20-250V N.O. or N.C. Changeable	-		-	
Wiring diagram number				
Dimensions (unit: mm)	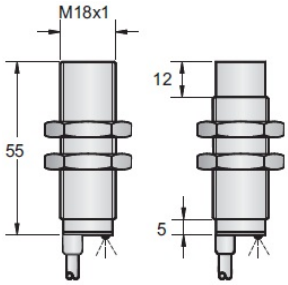		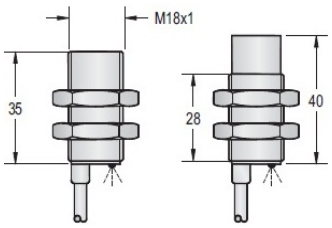	
Cable 2M (PVC)	5.8φ3x0.5		5.8φ3x0.5	
Weight	approx.161 g / approx.160g		approx.156 g / approx.146 g	

Subject to modifications without notice

Tel: +86-755-2646 7962 Fax: +86-755-2646 7925 MSN: dfan852@hotmail.com
Web: www.mountiger.com E-mail: sales@mountiger.com QQ: 873764592

Mountiger Sensing the future

AC INDUCTIVE PROXIMITY SWITCH(M18)

Diameter	M18		M18	
Shielded/non-Shielded	Shielded/ Non-Shiedled		Shielded/ Non-Shiedled	
Switching Distance Sn mm	5mm / 8mm		5mm / 8mm	
Housing Material	stainless steel or nickel plated brass		stainless steel or nickel plated brass	
With LED/Without LED	With LED		With LED	
Picture				
Operating Voltage	20-250VAC		20-250VAC	
No Load Current	<1.8mA		<1.8mA	
Max. Load Current	400mA		400mA	
Leakge Current	<1.8mA		<1.8mA	
Surge Current	5A(20ms)		5A(20ms)	
Min. Load Current	5mA		5mA	
Voltage Drop	<8VAC AT 400mA		<8VAC AT 400mA	
Switching Frequency	<25HZ		<25HZ	
Response Time	10ms / 10ms		10ms / 10ms	
Switching Hysteresis	<15%(sr)		<15%(sr)	
Repeat Accuracy	<1.0%(sr)		<1.0%(sr)	
Protection Category	IP67		IP67	
Operating Temperature	-25 ℃ - +70 ℃		-25 ℃ - +70 ℃	
Temperature Drift	<10%(sr)		<10%(sr)	
Short Circuit Protection	NO		NO	
Material Active Face	POM / PBT		POM / PBT	
DC 3 wire 10-30V NPN N.O.	-		-	
DC 3 wire 10-30V NPN N.C.	-		-	
DC 3 wire 10-30V PNP N.O.	-		-	
DC 3 wire 10-30V PNP N.C.	-		-	
DC 4 wire 10-30V Changeover PNP (N.O. & N.C.)	-		-	
DC 4 wire 10-30V Changeover NPN (N.O. & N.C.)	-		-	
DC 2 wire 10-60V N.O.	-		-	
DC 2 wire 10-60V N.C.	-		-	
DC 3 wire 10-55v NPN N.O.	-		-	
DC 3 wire 10-55v NPN N.C.	-		-	
DC 3 wire 10-55v PNP N.O.	-		-	
DC 3 wire 10-55v PNP N.C.	-		-	
AC 2 wire 20-250V N.O.	D7B1-M1805A-OEB4 ┆ D7B2-M1808A-OEB4	51	D7B1-M1805A-OES4 ┆ D7B2-M1808A-OES4	51
AC 2 wire 20-250V N.C.	D7B1-M1805A-CEB4 ┆ D7B2-M1808A-CEB4	51	D7B1-M1805A-CES4 ┆ D7B2-M1808A-CES4	51
AC 2 wire 20-250V N.O. or N.C. Changeable .	-		-	
AC/DC 2 wire 20-250V N.O.	-		-	
AC/DC 2 wire 20-250V N.C.	-		-	
AC/DC 2 wire 20-250V N.O. or N.C. Changeable	-		-	
Wiring diagram number				
Dimensions (unit: mm)	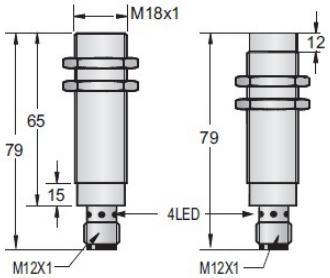		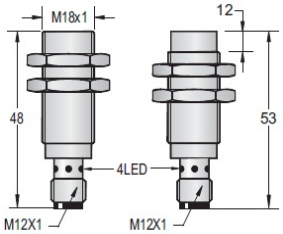	
Cable 2M (PVC)	-		-	
Weight	approx.69 g / approx.68 g		approx.50 g	

Subject to modifications without notice

Tel: +86-755-2646 7962 Fax: +86-755-2646 7925 MSN: dfan852@hotmail.com
Web: www.mountiger.com E-mail: sales@mountiger.com QQ: 873764592

Mountiger Sensing the future

AC INDUCTIVE PROXIMITY SWITCH(M18)

Diameter	M18		M18	
Shielded/non-Shielded	Shielded/ Non-Shiedled		Shielded/ Non-Shiedled	
Switching Distance Sn mm	8mm / 16mm		8mm / 16mm	
Housing Material	stainless steel or nickel plated brass		stainless steel or nickel plated brass	
With LED/Without LED	With LED		With LED	
Picture				
Operating Voltage	20-250VAC		20-250VAC	
No Load Current	<1.8mA		<1.8mA	
Max. Load Current	400mA		400mA	
Leakge Current	<1.8mA		<1.8mA	
Surge Current	5A(20ms)		5A(20ms)	
Min. Load Current	5mA		5mA	
Voltage Drop	<8VAC AT 400mA		<8VAC AT 400mA	
Switching Frequency	<25HZ		<25HZ	
Response Time	10ms / 10ms		10ms / 10ms	
Switching Hysteresis	<15%(sr)		<15%(sr)	
Repeat Accuracy	<1.0%(sr)		<1.0%(sr)	
Protection Category	IP67		IP67	
Operating Temperature	-25 ℃ - +70 ℃		-25 ℃ - +70 ℃	
Temperature Drift	<10%(sr)		<10%(sr)	
Short Circuit Protection	NO		NO	
Material Active Face	POM / PBT		POM / PBT	
DC 3 wire 10-30V NPN N.O.	-		-	
DC 3 wire 10-30V NPN N.C.	-		-	
DC 3 wire 10-30V PNP N.O.	-		-	
DC 3 wire 10-30V PNP N.C.	-		-	
DC 4 wire 10-30V Changeover PNP (N.O. & N.C.)	-		-	
DC 4 wire 10-30V Changeover NPN (N.O. & N.C.)	-		-	
DC 2 wire 10-60V N.O.	-		-	
DC 2 wire 10-60V N.C.	-		-	
DC 3 wire 10-55v NPN N.O.	-		-	
DC 3 wire 10-55v NPN N.C.	-		-	
DC 3 wire 10-55v PNP N.O.	-		-	
DC 3 wire 10-55v PNP N.C.	-		-	
AC 2 wire 20-250V N.O.	D7B1-M1808A-O3B2 ¦ D7B2-M1816A-O3B2	11	D7B1-M1808A-O3S2 ¦ D7B2-M1816A-O3S2	11
AC 2 wire 20-250V N.C.	D7B1-M1808A-C3B2 ¦ D7B2-M1816A-C3B2	12	D7B1-M1808A-C3S2 ¦ D7B2-M1816A-C3S2	12
AC 2 wire 20-250V N.O. or N.C. Changeable .	-		-	
AC/DC 2 wire 20-250V N.O.	-		-	
AC/DC 2 wire 20-250V N.C.	-		-	
AC/DC 2 wire 20-250V N.O. or N.C. Changeable	-		-	
Wiring diagram number				
Dimensions (unit: mm)	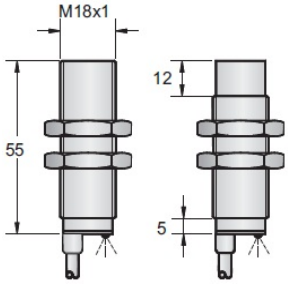		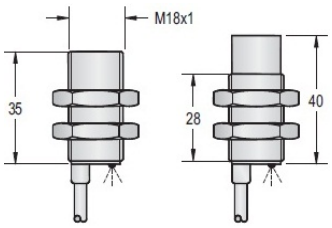	
Cable 2M (PVC)	5.8φ3x0.5		5.8φ3x0.5	
Weight	approx.161 g / approx.160g		approx.156 g / approx.146 g	

Subject to modifications without notice

Tel: +86-755-2646 7962 Fax: +86-755-2646 7925 MSN: dfan852@hotmail.com
Web: www.mountiger.com E-mail: sales@mountiger.com QQ: 873764592

Mountiger Sensing the future

AC INDUCTIVE PROXIMITY SWITCH(M18)

Diameter	M18		M18	
Shielded/non-Shielded	Shielded/ Non-Shiedled		Shielded/ Non-Shiedled	
Switching Distance Sn mm	8mm / 16mm		8mm / 16mm	
Housing Material	stainless steel or nickel plated brass		stainless steel or nickel plated brass	
With LED/Without LED	With LED		With LED	
Picture				
Operating Voltage	20-250VAC		20-250VAC	
No Load Current	<1.8mA		<1.8mA	
Max. Load Current	400mA		400mA	
Leakge Current	<1.8mA		<1.8mA	
Surge Current	5A(20ms)		5A(20ms)	
Min. Load Current	5mA		5mA	
Voltage Drop	<8VAC AT 400mA		<8VAC AT 400mA	
Switching Frequency	<25HZ		<25HZ	
Response Time	10ms / 10ms		10ms / 10ms	
Switching Hysteresis	<15%(sr)		<15%(sr)	
Repeat Accuracy	<1.0%(sr)		<1.0%(sr)	
Protection Category	IP67		IP67	
Operating Temperature	-25 ℃ - +70 ℃		-25 ℃ - +70 ℃	
Temperature Drift	<10%(sr)		<10%(sr)	
Short Circuit Protection	NO		NO	
Material Active Face	POM / PBT		POM / PBT	
DC 3 wire 10-30V NPN N.O.	-		-	
DC 3 wire 10-30V NPN N.C.	-		-	
DC 3 wire 10-30V PNP N.O.	-		-	
DC 3 wire 10-30V PNP N.C.	-		-	
DC 4 wire 10-30V Changeover PNP (N.O. & N.C.)	-		-	
DC 4 wire 10-30V Changeover NPN (N.O. & N.C.)	-		-	
DC 2 wire 10-60V N.O.	-		-	
DC 2 wire 10-60V N.C.	-		-	
DC 3 wire 10-55v NPN N.O.	-		-	
DC 3 wire 10-55v NPN N.C.	-		-	
DC 3 wire 10-55v PNP N.O.	-		-	
DC 3 wire 10-55v PNP N.C.	-		-	
AC 2 wire 20-250V N.O.	D7B1-M1808A-OEB4 ┆ D7B2-M1816A-OEB4	51	D7B1-M1808A-OES4 ┆ D7B2-M1816A-OES4	51
AC 2 wire 20-250V N.C.	D7B1-M1808A-CEB4 ┆ D7B2-M1816A-CEB4	51	D7B1-M1808A-CES4 ┆ D7B2-M1816A-CES4	51
AC 2 wire 20-250V N.O. or N.C. Changeable .	-		-	
AC/DC 2 wire 20-250V N.O.	-		-	
AC/DC 2 wire 20-250V N.C.	-		-	
AC/DC 2 wire 20-250V N.O. or N.C. Changeable	-		-	
Wiring diagram number				
Dimensions (unit: mm)	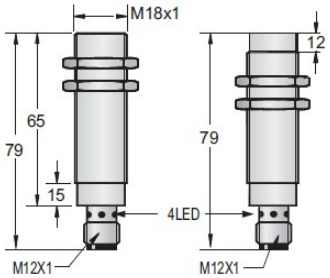		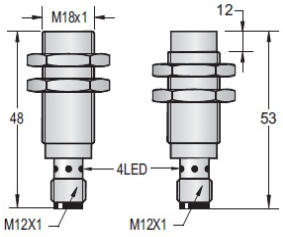	
Cable 2M (PVC)	-		-	
Weight	approx.69 g / approx.68 g		approx.50 g	

Subject to modifications without notice

Tel: +86-755-2646 7962 Fax: +86-755-2646 7925 MSN: dfan852@hotmail.com
Web: www.mountiger.com E-mail: sales@mountiger.com QQ: 873764592

Mountiger Sensing the future

AC INDUCTIVE PROXIMITY SWITCH(M30)

Diameter	M30		M30	
Shielded/non-Shielded	Shielded/ Non-Shiedled		Shielded/ Non-Shiedled	
Switching Distance Sn mm	10mm / 15mm		10mm / 15mm	
Housing Material	stainless steel or nickel plated brass		stainless steel or nickel plated brass	
With LED/Without LED	With LED		With LED	
Picture				
Operating Voltage	20-250VAC		20-250VAC	
No Load Current	<1.8mA		<1.8mA	
Max. Load Current	400mA		400mA	
Leakge Current	<1.8mA		<1.8mA	
Surge Current	5A(20ms)		5A(20ms)	
Min. Load Current	5mA		5mA	
Voltage Drop	<8VAC AT 400mA		<8VAC AT 400mA	
Switching Frequency	<25HZ		<25HZ	
Response Time	10ms / 10ms		10ms / 10ms	
Switching Hysteresis	<15%(sr)		<15%(sr)	
Repeat Accuracy	<1.0%(sr)		<1.0%(sr)	
Protection Category	IP67		IP67	
Operating Temperature	-25 ℃ - +70 ℃		-25 ℃ - +70 ℃	
Temperature Drift	<10%(sr)		<10%(sr)	
Short Circuit Protection	NO		NO	
Material Active Face	PBT		PBT	
DC 3 wire 10-30V NPN N.O.	-		-	
DC 3 wire 10-30V NPN N.C.	-		-	
DC 3 wire 10-30V PNP N.O.	-		-	
DC 3 wire 10-30V PNP N.C.	-		-	
DC 4 wire 10-30V Changeover PNP (N.O. & N.C.)	-		-	
DC 4 wire 10-30V Changeover NPN (N.O. & N.C.)	-		-	
DC 2 wire 10-60V N.O.	-		-	
DC 2 wire 10-60V N.C.	-		-	
DC 3 wire 10-55v NPN N.O.	-		-	
DC 3 wire 10-55v NPN N.C.	-		-	
DC 3 wire 10-55v PNP N.O.	-		-	
DC 3 wire 10-55v PNP N.C.	-		-	
AC 2 wire 20-250V N.O.	D7B1-M3010A-O3B2 ┆ D7B2-M3015A-O3B2	11	D7B1-M3010A-O3S2 ┆ D7B2-M3015A-O3S2	11
AC 2 wire 20-250V N.C.	D7B1-M3010A-C3B2 ┆ D7B2-M3015A-C3B2	12	D7B1-M3010A-C3S2 ┆ D7B2-M3015A-C3S2	12
AC 2 wire 20-250V N.O. or N.C. Changeable .	-		-	
AC/DC 2 wire 20-250V N.O.	-		-	
AC/DC 2 wire 20-250V N.C.	-		-	
AC/DC 2 wire 20-250V N.O. or N.C. Changeable	-		-	
Wiring diagram number				
Dimensions (unit: mm)	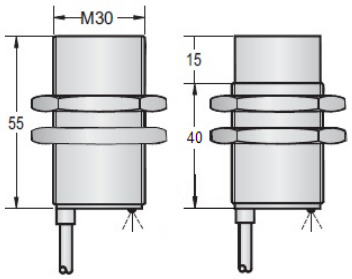		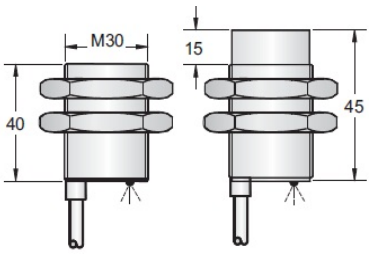	
Cable 2M (PVC)	5.8φ3x0.5		5.8φ3x0.5	
Weight	approx.247 g / approx.247 g		approx.209g / approx.208 g	

Subject to modifications without notice

Tel: +86-755-2646 7962 Fax: +86-755-2646 7925 MSN: dfan852@hotmail.com
Web: www.mountiger.com E-mail: sales@mountiger.com QQ: 873764592

Mountiger Sensing the future

AC INDUCTIVE PROXIMITY SWITCH(M30)

Diameter	M30		M30	
Shielded/non-Shielded	Shielded/ Non-Shiedled		Shielded/ Non-Shiedled	
Switching Distance Sn mm	10mm / 15mm		10mm / 15mm	
Housing Material	stainless steel or nickel plated brass		stainless steel or nickel plated brass	
With LED/Without LED	With LED		With LED	
Picture				
Operating Voltage	20-250VAC		20-250VAC	
No Load Current	<1.8mA		<1.8mA	
Max. Load Current	400mA		400mA	
Leakge Current	<1.8mA		<1.8mA	
Surge Current	5A(20ms)		5A(20ms)	
Min. Load Current	5mA		5mA	
Voltage Drop	<8VAC AT 400mA		<8VAC AT 400mA	
Switching Frequency	<25HZ		<25HZ	
Response Time	10ms / 10ms		10ms / 10ms	
Switching Hysteresis	<15%(sr)		<15%(sr)	
Repeat Accuracy	<1.0%(sr)		<1.0%(sr)	
Protection Category	IP67		IP67	
Operating Temperature	-25 ℃ - +70 ℃		-25 ℃ - +70 ℃	
Temperature Drift	<10%(sr)		<10%(sr)	
Short Circuit Protection	NO		NO	
Material Active Face	PBT		PBT	
DC 3 wire 10-30V NPN N.O.	-		-	
DC 3 wire 10-30V NPN N.C.	-		-	
DC 3 wire 10-30V PNP N.O.	-		-	
DC 3 wire 10-30V PNP N.C.	-		-	
DC 4 wire 10-30V Changeover PNP (N.O. & N.C.)	-		-	
DC 4 wire 10-30V Changeover NPN (N.O. & N.C.)	-		-	
DC 2 wire 10-60V N.O.	-		-	
DC 2 wire 10-60V N.C.	-		-	
DC 3 wire 10-55v NPN N.O.	-		-	
DC 3 wire 10-55v NPN N.C.	-		-	
DC 3 wire 10-55v PNP N.O.	-		-	
DC 3 wire 10-55v PNP N.C.	-		-	
AC 2 wire 20-250V N.O.	D7B1-M3010A-OEB4 ┆ D7B2-M3015A-OEB4	51	D7B1-M3010A-OES4 ┆ D7B2-M3015A-OES4	51
AC 2 wire 20-250V N.C.	D7B1-M3010A-CEB4 ┆ D7B2-M3015A-CEB4	51	D7B1-M3010A-CES4 ┆ D7B2-M3015A-CES4	51
AC 2 wire 20-250V N.O. or N.C. Changeable .	-		-	
AC/DC 2 wire 20-250V N.O.	-		-	
AC/DC 2 wire 20-250V N.C.	-		-	
AC/DC 2 wire 20-250V N.O. or N.C. Changeable	-		-	
Wiring diagram number				
Dimensions (unit: mm)	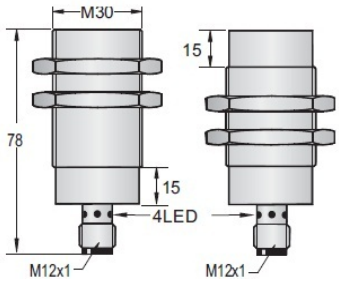		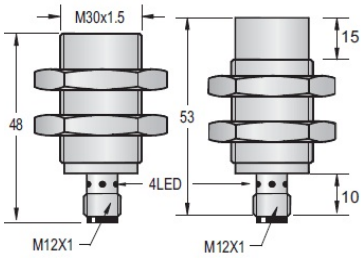	
Cable 2M (PVC)	-			
Weight	approx.147 g / approx.137 g		approx.111g / approx.121g	

Subject to modifications without notice

Tel: +86-755-2646 7962 Fax: +86-755-2646 7925 MSN: dfan852@hotmail.com
Web: www.mountiger.com E-mail: sales@mountiger.com QQ: 873764592

Mountiger Sensing the future

AC INDUCTIVE PROXIMITY SWITCH(M30)

Diameter	M30		M30	
Shielded/non-Shielded	Shielded/ Non-Shiedled		Shielded/ Non-Shiedled	
Switching Distance Sn mm	16mm / 25mm		16mm / 25mm	
Housing Material	stainless steel or nickel plated brass		stainless steel or nickel plated brass	
With LED/Without LED	With LED		With LED	
Picture				
Operating Voltage	20-250VAC		20-250VAC	
No Load Current	<1.8mA		<1.8mA	
Max. Load Current	400mA		400mA	
Leakge Current	<1.8mA		<1.8mA	
Surge Current	5A(20ms)		5A(20ms)	
Min. Load Current	5mA		5mA	
Voltage Drop	<8VAC AT 400mA		<8VAC AT 400mA	
Switching Frequency	<25HZ		<25HZ	
Response Time	10ms / 10ms		10ms / 10ms	
Switching Hysteresis	<15%(sr)		<15%(sr)	
Repeat Accuracy	<1.0%(sr)		<1.0%(sr)	
Protection Category	IP67		IP67	
Operating Temperature	-25 ℃ - +70 ℃		-25 ℃ - +70 ℃	
Temperature Drift	<10%(sr)		<10%(sr)	
Short Circuit Protection	NO		NO	
Material Active Face	PBT		PBT	
DC 3 wire 10-30V NPN N.O.	-		-	
DC 3 wire 10-30V NPN N.C.	-		-	
DC 3 wire 10-30V PNP N.O.	-		-	
DC 3 wire 10-30V PNP N.C.	-		-	
DC 4 wire 10-30V Changeover PNP (N.O. & N.C.)	-		-	
DC 4 wire 10-30V Changeover NPN (N.O. & N.C.)	-		-	
DC 2 wire 10-60V N.O.	-		-	
DC 2 wire 10-60V N.C.	-		-	
DC 3 wire 10-55v NPN N.O.	-		-	
DC 3 wire 10-55v NPN N.C.	-		-	
DC 3 wire 10-55v PNP N.O.	-		-	
DC 3 wire 10-55v PNP N.C.	-		-	
AC 2 wire 20-250V N.O.	D7B1-M3016A-O3B2 ┆ D7B2-M3025A-O3B2	11	D7B1-M3016A-O3S2 ┆ D7B2-M3025A-O3S2	11
AC 2 wire 20-250V N.C.	D7B1-M3016A-C3B2 ┆ D7B2-M3025A-C3B2	12	D7B1-M3016A-C3S2 ┆ D7B2-M3025A-C3S2	12
AC 2 wire 20-250V N.O. or N.C. Changeable .	-		-	
AC/DC 2 wire 20-250V N.O.	-		-	
AC/DC 2 wire 20-250V N.C.	-		-	
AC/DC 2 wire 20-250V N.O. or N.C. Changeable	-		-	
Wiring diagram number				
Dimensions (unit: mm)	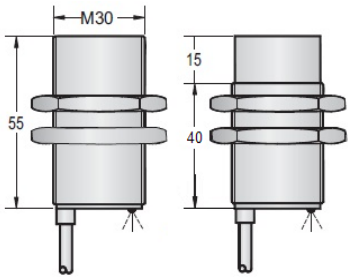		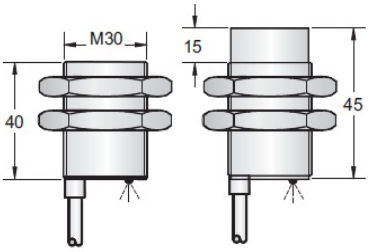	
Cable 2M (PVC)	5.8φ3x0.5		5.8φ3x0.5	
Weight	approx.247 g / approx.247 g		approx.209g / approx.208 g	

Subject to modifications without notice

Tel: +86-755-2646 7962 Fax: +86-755-2646 7925 MSN: dfan852@hotmail.com
Web: www.mountiger.com E-mail: sales@mountiger.com QQ: 873764592

Mountiger Sensing the future

AC INDUCTIVE PROXIMITY SWITCH(M30)

Diameter	M30		M30	
Shielded/non-Shielded	Shielded/ Non-Shiedled		Shielded/ Non-Shiedled	
Switching Distance Sn mm	16mm / 25mm		16mm / 25mm	
Housing Material	stainless steel or nickel plated brass		stainless steel or nickel plated brass	
With LED/Without LED	With LED		With LED	
Picture				
Operating Voltage	20-250VAC		20-250VAC	
No Load Current	<1.8mA		<1.8mA	
Max. Load Current	400mA		400mA	
Leakge Current	<1.8mA		<1.8mA	
Surge Current	5A(20ms)		5A(20ms)	
Min. Load Current	5mA		5mA	
Voltage Drop	<8VAC AT 400mA		<8VAC AT 400mA	
Switching Frequency	<25HZ		<25HZ	
Response Time	10ms / 10ms		10ms / 10ms	
Switching Hysteresis	<15%(sr)		<15%(sr)	
Repeat Accuracy	<1.0%(sr)		<1.0%(sr)	
Protection Category	IP67		IP67	
Operating Temperature	-25 ℃ - +70 ℃		-25 ℃ - +70 ℃	
Temperature Drift	<10%(sr)		<10%(sr)	
Short Circuit Protection	NO		NO	
Material Active Face	PBT		PBT	
DC 3 wire 10-30V NPN N.O.	-		-	
DC 3 wire 10-30V NPN N.C.	-		-	
DC 3 wire 10-30V PNP N.O.	-		-	
DC 3 wire 10-30V PNP N.C.	-		-	
DC 4 wire 10-30V Changeover PNP (N.O. & N.C.)	-		-	
DC 4 wire 10-30V Changeover NPN (N.O. & N.C.)	-		-	
DC 2 wire 10-60V N.O.	-		-	
DC 2 wire 10-60V N.C.	-		-	
DC 3 wire 10-55v NPN N.O.	-		-	
DC 3 wire 10-55v NPN N.C.	-		-	
DC 3 wire 10-55v PNP N.O.	-		-	
DC 3 wire 10-55v PNP N.C.	-		-	
AC 2 wire 20-250V N.O.	D7B1-M3016A-OEB4 ┆ D7B2-M3025A-OEB4	51	D7B1-M3016A-OES4 ┆ D7B2-M3025A-OES4	51
AC 2 wire 20-250V N.C.	D7B1-M3016A-CEB4 ┆ D7B2-M3025A-CEB4	51	D7B1-M3016A-CES4 ┆ D7B2-M3025A-CES4	51
AC 2 wire 20-250V N.O. or N.C. Changeable .	-		-	
AC/DC 2 wire 20-250V N.O.	-		-	
AC/DC 2 wire 20-250V N.C.	-		-	
AC/DC 2 wire 20-250V N.O. or N.C. Changeable	-		-	
Wiring diagram number				
Dimensions (unit: mm)	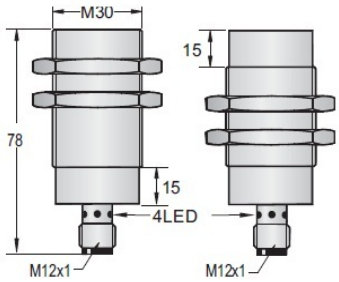		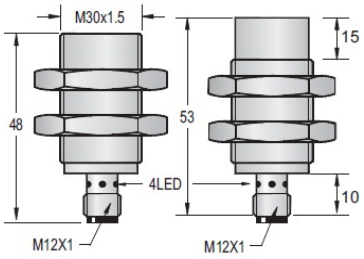	
Cable 2M (PVC)	-			
Weight	approx.147 g / approx.137 g		approx.111g / approx.121g	

Subject to modifications without notice

Tel: +86-755-2646 7962 Fax: +86-755-2646 7925 MSN: dfan852@hotmail.com
Web: www.mountiger.com E-mail: sales@mountiger.com QQ: 873764592

Mountiger Sensing the future

AC INDUCTIVE PROXIMITY SWITCH(Q40)

Diameter	Q40		Q40	
Shielded/non-Shielded	Shielded		Non-Shielded	
Switching Distance Sn mm	15mm		20mm	
Housing Material	PBT RESIN		PBT RESIN	
With LED/Without LED	With LED		With LED	
Picture				
Operating Voltage	20-250VAC		20-250VAC	
No Load Current	<1.8mA		<2.5mA	
Max. Load Current	400mA		400mA	
Leakge Current	<1.8mA		<2.5mA	
Surge Current	5A(20ms)		5A(20ms)	
Min. Load Current	5mA		5mA	
Voltage Drop	<8VAC AT 400mA		<8VAC AT 400mA	
Switching Frequency	<25HZ		<25HZ	
Response Time	10ms / 10ms		10ms / 10ms	
Switching Hysteresis	<15%(sr)		<15%(sr)	
Repeat Accuracy	<1.0%(sr)		<1.0%(sr)	
Protection Category	IP67		IP67	
Operating Temperature	-25 ℃ - +70 ℃		-25 ℃ - +70 ℃	
Temperature Drift	<10%(sr)		<10%(sr)	
Short Circuit Protection	-		-	
Material Active Face	POM		PBT	
DC 3 wire 10-30V NPN N.O.	-		-	
DC 3 wire 10-30V NPN N.C.	-		-	
DC 3 wire 10-30V PNP N.O.	-		-	
DC 3 wire 10-30V PNP N.C.	-		-	
DC 4 wire 10-30V Changeover PNP (N.O. & N.C.)	-		-	
DC 4 wire 10-30V Changeover NPN (N.O. & N.C.)	-		-	
DC 2 wire 10-60V N.O.	-		-	
DC 2 wire 10-60V N.C.	-		-	
DC 3 wire 10-55v NPN N.O.	-		-	
DC 3 wire 10-55v NPN N.C.	-		-	
DC 3 wire 10-55v PNP N.O.	-		-	
DC 3 wire 10-55v PNP N.C.	-		-	
AC 2 wire 20-250V N.O.	D7P1-Q4015A-O2B	9	D7P1-Q4020A-O2B	9
AC 2 wire 20-250V N.C.	D7P1-Q4015A-C2B	10	D7P1-Q4020A-C2B	10
AC 2 wire 20-250V N.O. or N.C. Changeable .	D7P1-Q4015A-A4B	21	D7P1-Q4020A-A4B	21
AC/DC 2 wire 20-250V N.O.	-		-	
AC/DC 2 wire 20-250V N.C.	-		-	
AC/DC 2 wire 20-250V N.O. or N.C. Changeable	-		-	
Wiring diagram number				
Dimensions (unit: mm)	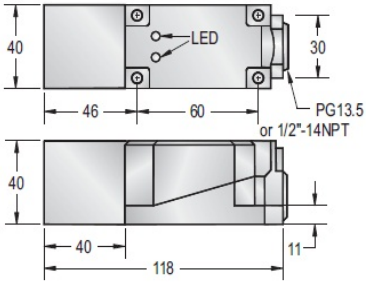		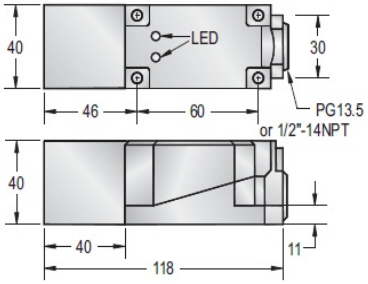	
Cable 2M (PVC)				
Weight	approx.262g		approx.262g	

Subject to modifications without notice

Tel: +86-755-2646 7962 Fax: +86-755-2646 7925 MSN: dfan852@hotmail.com
Web: www.mountiger.com E-mail: sales@mountiger.com QQ: 873764592

Mountiger Sensing the future

AC INDUCTIVE PROXIMITY SWITCH(Q40)

Diameter	Q40		Q40	
Shielded/non-Shielded	Non-Shielded		Shielded	
Switching Distance Sn mm	30mm		15mm	
Housing Material	PBT RESIN		PBT RESIN	
With LED/Without LED	With LED		With LED	
Picture				
Operating Voltage	20-250VAC		20-250VAC	
No Load Current	<1.8mA		<2.5mA	
Max. Load Current	400mA		400mA	
Leakge Current	<1.8mA		<2.5mA	
Surge Current	5A(20ms)		5A(20ms)	
Min. Load Current	5mA		5mA	
Voltage Drop	<8VAC AT 400mA		<8VAC AT 400mA	
Switching Frequency	<25HZ		<25HZ	
Response Time	10ms / 10ms		10ms / 10ms	
Switching Hysteresis	<15%(sr)		<15%(sr)	
Repeat Accuracy	<1.0%(sr)		<1.0%(sr)	
Protection Category	IP67		IP67	
Operating Temperature	-25 ℃ - +70 ℃		-25 ℃ - +70 ℃	
Temperature Drift	<10%(sr)		<10%(sr)	
Short Circuit Protection	-		-	
Material Active Face	POM		PBT	
DC 3 wire 10-30V NPN N.O.	-		-	
DC 3 wire 10-30V NPN N.C.	-		-	
DC 3 wire 10-30V PNP N.O.	-		-	
DC 3 wire 10-30V PNP N.C.	-		-	
DC 4 wire 10-30V Changeover PNP (N.O. & N.C.)	-		-	
DC 4 wire 10-30V Changeover NPN (N.O. & N.C.)	-		-	
DC 2 wire 10-60V N.O.	-		-	
DC 2 wire 10-60V N.C.	-		-	
DC 3 wire 10-55v NPN N.O.	-		-	
DC 3 wire 10-55v NPN N.C.	-		-	
DC 3 wire 10-55v PNP N.O.	-		-	
DC 3 wire 10-55v PNP N.C.	-		-	
AC 2 wire 20-250V N.O.	D7P1-Q4030A-O2B	9	D7P1-Q4015A-OEB4	52
AC 2 wire 20-250V N.C.	D7P1-Q4030A-C2B	10	D7P1-Q4015A-CEB4	52
AC 2 wire 20-250V N.O. or N.C. Changeable .	D7P1-Q4030A-A4B	21	-	
AC/DC 2 wire 20-250V N.O.	-		-	
AC/DC 2 wire 20-250V N.C.	-		-	
AC/DC 2 wire 20-250V N.O. or N.C. Changeable	-		-	
Wiring diagram number				
Dimensions (unit: mm)	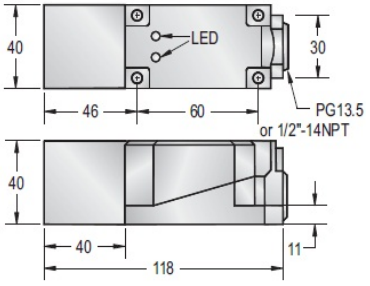		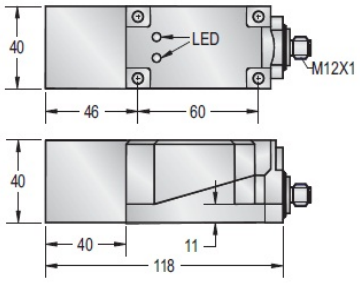	
Cable 2M (PVC)				
Weight	approx.262g		approx.290g	

Subject to modifications without notice

Tel: +86-755-2646 7962 Fax: +86-755-2646 7925 MSN: dfan852@hotmail.com
Web: www.mountiger.com E-mail: sales@mountiger.com QQ: 873764592

Mountiger Sensing the future

AC INDUCTIVE PROXIMITY SWITCH(Q40)

Diameter	Q40		Q40	
Shielded/non-Shielded	Non-Shielded		Non-Shielded	
Switching Distance Sn mm	20mm		30mm	
Housing Material	PBT RESIN		PBT RESIN	
With LED/Without LED	With LED		With LED	
Picture				
Operating Voltage	20-250VAC		20-250VAC	
No Load Current	<1.8mA		<2.5mA	
Max. Load Current	400mA		400mA	
Leakge Current	<1.8mA		<2.5mA	
Surge Current	5A(20ms)		5A(20ms)	
Min. Load Current	5mA		5mA	
Voltage Drop	<8VAC AT 400mA		<8VAC AT 400mA	
Switching Frequency	<25HZ		<25HZ	
Response Time	10ms / 10ms		10ms / 10ms	
Switching Hysteresis	<15%(sr)		<15%(sr)	
Repeat Accuracy	<1.0%(sr)		<1.0%(sr)	
Protection Category	IP67		IP67	
Operating Temperature	-25 ℃ - +70 ℃		-25 ℃ - +70 ℃	
Temperature Drift	<10%(sr)		<10%(sr)	
Short Circuit Protection	-		-	
Material Active Face	POM		PBT	
DC 3 wire 10-30V NPN N.O.	-		-	
DC 3 wire 10-30V NPN N.C.	-		-	
DC 3 wire 10-30V PNP N.O.	-		-	
DC 3 wire 10-30V PNP N.C.	-		-	
DC 4 wire 10-30V Changeover PNP (N.O. & N.C.)	-		-	
DC 4 wire 10-30V Changeover NPN (N.O. & N.C.)	-		-	
DC 2 wire 10-60V N.O.	-		-	
DC 2 wire 10-60V N.C.	-		-	
DC 3 wire 10-55v NPN N.O.	-		-	
DC 3 wire 10-55v NPN N.C.	-		-	
DC 3 wire 10-55v PNP N.O.	-		-	
DC 3 wire 10-55v PNP N.C.	-		-	
AC 2 wire 20-250V N.O.	D7P2-Q4020A-OEB4	52	D7P2-Q4030A-OEB4	52
AC 2 wire 20-250V N.C.	D7P2-Q4020A-OEB4	52	D7P2-Q4030A-CEB4	52
AC 2 wire 20-250V N.O. or N.C. Changeable .	-		-	
AC/DC 2 wire 20-250V N.O.	-		-	
AC/DC 2 wire 20-250V N.C.	-		-	
AC/DC 2 wire 20-250V N.O. or N.C. Changeable	-		-	
Wiring diagram number				
Dimensions (unit: mm)	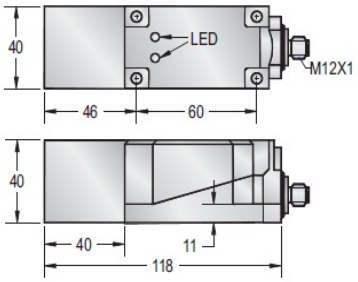		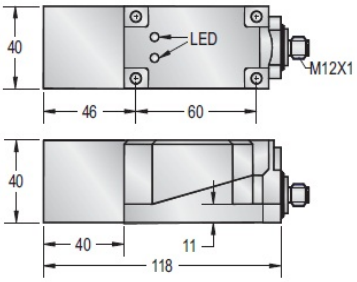	
Cable 2M (PVC)				
Weight	approx.290g		approx.290g	

Subject to modifications without notice

Tel: +86-755-2646 7962 Fax: +86-755-2646 7925 MSN: dfan852@hotmail.com
Web: www.mountiger.com E-mail: sales@mountiger.com QQ: 873764592

Mountiger Sensing the future

AC/DC INDUCTIVE PROXIMITY SWITCH

Diameter	Sn (mm)	Shielded/ non-Shielded	Housing Material	Housing Size(mm)	Terminal Version	Power	Page
M12	2mm / 4mm	Shielded/ Non-Shiedled	stainless Steel or nickel Plated brass	M12x60	Cable	20-250VAC/20-250VDC	A4-01
M12	2mm / 4mm	Shielded/ Non-Shiedled	stainless Steel or nickel Plated brass	M12x68	Euro-style	20-250VAC/20-250VDC	A4-01
M12	4mm / 8mm	Shielded/ Non-Shiedled	stainless Steel or nickel Plated brass	M12x60	Cable	20-250VAC/20-250VDC	A4-02
M12	4mm / 8mm	Shielded/ Non-Shiedled	stainless Steel or nickel Plated brass	M12x68	Euro-style	20-250VAC/20-250VDC	A4-02
M18	5mm / 8mm	Shielded/ Non-Shiedled	stainless Steel or nickel Plated brass	M18x55	Cable	20-250VAC/20-250VDC	A4-03
M18	5mm / 8mm	Shielded/ Non-Shiedled	stainless Steel or nickel Plated brass	M18x35 / M18x40	Cable	20-250VAC/20-250VDC	A4-03
M18	5mm / 8mm	Shielded/ Non-Shiedled	stainless Steel or nickel Plated brass	M18x79	Euro-style	20-250VAC/20-250VDC	A4-04
M18	8mm / 16mm	Shielded/ Non-Shiedled	stainless Steel or nickel Plated brass	M18x55	Cable	20-250VAC/20-250VDC	A4-05
M18	8mm / 16mm	Shielded/ Non-Shiedled	stainless Steel or nickel Plated brass	M18x35 / M18x40	Cable	20-250VAC/20-250VDC	A4-05
M18	8mm / 16mm	Shielded/ Non-Shiedled	stainless Steel or nickel Plated brass	M18x79	Euro-style	20-250VAC/20-250VDC	A4-06
M30	10mm / 15mm	Shielded/ Non-Shielded	stainless Steel or nickel Plated brass	M30x55	Cable	20-250VAC/20-250VDC	A4-07
M30	10mm / 15mm	Shielded/ Non-Shiedled	stainless Steel or nickel Plated brass	M30x40 / M30x45	Cable	20-250VAC/20-250VDC	A4-07
M30	10mm / 15mm	Shielded/ Non-Shiedled	stainless Steel or nickel Plated brass	M30x78	Euro-style	20-250VAC/20-250VDC	A4-08

AC/DC INDUCTIVE PROXIMITY SWITCH

M30	16mm / 25mm	Shielded/ Non-Shielded	stainless Steel or nickel Plated brass	M30x55	Cable	20-250VAC/20-250VDC	A4-09
M30	16mm / 25mm	Shielded/ Non-Shiedled	stainless Steel or nickel Plated brass	M30x40 / M30x45	Cable	20-250VAC/20-250VDC	A4-09
M30	16mm / 25mm	Shielded/ Non-Shiedled	stainless Steel or nickel Plated brass	M30x78	Euro-style	20-250VAC/20-250VDC	A4-10
Q40	15mm	Shielded	PBT RESIN	40x40x118	Terminal	20-250VAC/20-250VDC	A4-11
Q40	20mm	Shielded/ Non-Shiedled	PBT RESIN	40x40x118	Terminal	20-250VAC/20-250VDC	A4-11
Q40	30mm	Shielded	PBT RESIN	40x40x118	Terminal	20-250VAC/20-250VDC	A4-12
Q40	15mm	Shielded	PBT RESIN	40x40x118	Euro-style	20-250VAC/20-250VDC	A4-12
Q40	20mm	Shielded/ Non-Shiedled	PBT RESIN	40x40x118	Euro-style	20-250VAC/20-250VDC	A4-13
Q40	30mm	Non-Shiedled	PBT RESIN	40x40x118	Euro-style	20-250VAC/20-250VDC	A4-13

AC/DC INDUCTIVE PROXIMITY SWITCH(M12)

Diameter	M12		M12	
Shielded/non-Shielded	Shielded/ Non-Shiedled		Shielded/ Non-Shiedled	
Switching Distance Sn mm	2mm / 4mm		2mm / 4mm	
Housing Material	stainless steel or nickel plated brass		stainless steel or nickel plated brass	
With LED/Without LED	With LED		With LED	
Picture				
Operating Voltage	20-250VAC/20-250VDC		20-250VAC/20-250VDC	
No Load Current	<2.5mA		<2.5mA	
Max. Load Current	100mA		100mA	
Leakge Current	<2.5mA		<2.5mA	
Surge Current	2.2A for 20ms		2.2A for 20ms	
Min. Load Current	5mA		5mA	
Voltage Drop	<10VAC;8VDC		<10VAC;8VDC	
Switching Frequency	25HZ AC;40HZ DC		25HZ AC;40HZ DC	
Response Time	10ms / 10ms		10ms / 10ms	
Switching Hysteresis	<15%(sr)		<15%(sr)	
Repeat Accuracy	<1.0%(sr)		<1.0%(sr)	
Protection Category	IP67		IP67	
Operating Temperature	-25 ℃ - +70 ℃		-25 ℃ - +70 ℃	
Temperature Drift	<10%(sr)		<10%(sr)	
Short Circuit Protection	NO		NO	
Material Active Face	POM/PBT		POM/PBT	
DC 3 wire 10-30V NPN N.O.	-		-	
DC 3 wire 10-30V NPN N.C.	-		-	
DC 3 wire 10-30V PNP N.O.	-		-	
DC 3 wire 10-30V PNP N.C.	-		-	
DC 4 wire 10-30V Changeover PNP (N.O. & N.C.)	-		-	
DC 4 wire 10-30V Changeover NPN (N.O. & N.C.)	-		-	
DC 2 wire 10-60V N.O.	-		-	
DC 2 wire 10-60V N.C.	-		-	
DC 3 wire 10-55v NPN N.O.	-		-	
DC 3 wire 10-55v NPN N.C.	-		-	
DC 3 wire 10-55v PNP N.O.	-		-	
DC 3 wire 10-55v PNP N.C.	-		-	
AC 2 wire 20-250V N.O.	-		-	
AC 2 wire 20-250V N.C.	-		-	
AC 2 wire 20-250V N.O. or N.C. Changeable .	-		-	
AC/DC 2 wire 20-250V N.O.	D8B1-M1202U-O3B2 ┆ D8B2-M1204U-O3B2	15	D8B1-M1202U-OEB4 ┆ D8B2-M1204U-OEB4	53
AC/DC 2 wire 20-250V N.C.	D8B1-M1202U-C3B2 ┆ D8B2-M1204U-C3B2	16	D8B1-M1202U-CEB4 ┆ D8B2-M1204U-CEB4	53
AC/DC 2 wire 20-250V N.O. or N.C. Changeable	-		-	
Wiring diagram number				
Dimensions (unit: mm)	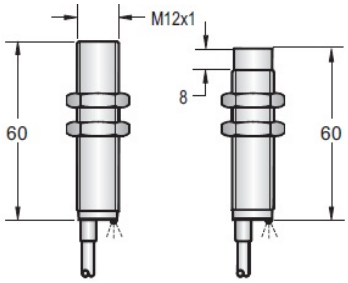		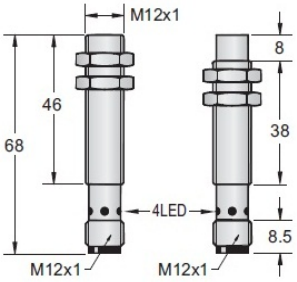	
Cable 2M (PVC)	4φ3x0.34		M12 connector	
Weight	approx.77 g / approx.76 g		approx.34 g	

Subject to modifications without notice

Tel: +86-755-2646 7962 Fax: +86-755-2646 7925 MSN: dfan852@hotmail.com
Web: www.mountiger.com E-mail: sales@mountiger.com QQ: 873764592

Mountiger Sensing the future

AC/DC INDUCTIVE PROXIMITY SWITCH(M12)

Diameter	M12		M12	
Shielded/non-Shielded	Shielded/ Non-Shiedled		Shielded/ Non-Shiedled	
Switching Distance Sn mm	4mm / 8mm		4mm / 8mm	
Housing Material	stainless steel or nickel plated brass		stainless steel or nickel plated brass	
With LED/Without LED	With LED		With LED	
Picture				
Operating Voltage	20-250VAC/20-250VDC		20-250VAC/20-250VDC	
No Load Current	<2.5mA		<2.5mA	
Max. Load Current	100mA		100mA	
Leakge Current	<2.5mA		<2.5mA	
Surge Current	2.2A for 20ms		2.2A for 20ms	
Min. Load Current	5mA		5mA	
Voltage Drop	<10VAC;8VDC		<10VAC;8VDC	
Switching Frequency	25HZ AC;40HZ DC		25HZ AC;40HZ DC	
Response Time	10ms / 10ms		10ms / 10ms	
Switching Hysteresis	<15%(sr)		<15%(sr)	
Repeat Accuracy	<1.0%(sr)		<1.0%(sr)	
Protection Category	IP67		IP67	
Operating Temperature	-25 ℃ - +70 ℃		-25 ℃ - +70 ℃	
Temperature Drift	<10%(sr)		<10%(sr)	
Short Circuit Protection	NO		NO	
Material Active Face	POM/PBT		POM/PBT	
DC 3 wire 10-30V NPN N.O.	-		-	
DC 3 wire 10-30V NPN N.C.	-		-	
DC 3 wire 10-30V PNP N.O.	-		-	
DC 3 wire 10-30V PNP N.C.	-		-	
DC 4 wire 10-30V Changeover PNP (N.O. & N.C.)	-		-	
DC 4 wire 10-30V Changeover NPN (N.O. & N.C.)	-		-	
DC 2 wire 10-60V N.O.	-		-	
DC 2 wire 10-60V N.C.	-		-	
DC 3 wire 10-55v NPN N.O.	-		-	
DC 3 wire 10-55v NPN N.C.	-		-	
DC 3 wire 10-55v PNP N.O.	-		-	
DC 3 wire 10-55v PNP N.C.	-		-	
AC 2 wire 20-250V N.O.	-		-	
AC 2 wire 20-250V N.C.	-		-	
AC 2 wire 20-250V N.O. or N.C. Changeable .	-		-	
AC/DC 2 wire 20-250V N.O.	D8B1-M1204U-O3B2 ┆ D8B2-M1208U-O3B2	15	D8B1-M1204U-OEB4 ┆ D8B2-M1208U-OEB4	53
AC/DC 2 wire 20-250V N.C.	D8B1-M1204U-C3B2 ┆ D8B2-M1208U-C3B2	16	D8B1-M1204U-CEB4 ┆ D8B2-M1208U-CEB4	53
AC/DC 2 wire 20-250V N.O. or N.C. Changeable	-		-	
Wiring diagram number				
Dimensions (unit: mm)	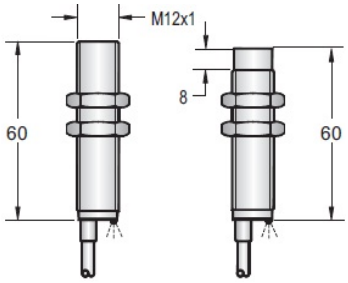		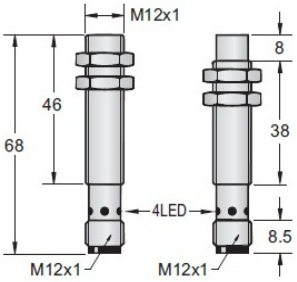	
Cable 2M (PVC)	4φ3x0.34		M12 connector	
Weight	approx.77 g / approx.76 g		approx.34 g	

Subject to modifications without notice

Tel: +86-755-2646 7962 Fax: +86-755-2646 7925 MSN: dfan852@hotmail.com
Web: www.mountiger.com E-mail: sales@mountiger.com QQ: 873764592

Mountiger Sensing the future

AC/DC INDUCTIVE PROXIMITY SWITCH(M18)

Diameter	M18		M18	
Shielded/non-Shielded	Shielded/ Non-Shiedled		Shielded/ Non-Shiedled	
Switching Distance Sn mm	5mm / 8mm		5mm / 8mm	
Housing Material	stainless steel or nickel plated brass		stainless steel or nickel plated brass	
With LED/Without LED	With LED		With LED	
Picture				
Operating Voltage	20-250VAC/20-250VDC		20-250VAC/20-250VDC	
No Load Current	<2.5mA		<2.5mA	
Max. Load Current	200mA		200mA	
Leakge Current	<2.5mA		<2.5mA	
Surge Current	2.2A for 20ms		2.2A for 20ms	
Min. Load Current	5mA		5mA	
Voltage Drop	<10VAC;8VDC		<10VAC;8VDC	
Switching Frequency	25HZ AC;40HZ DC		25HZ AC;40HZ DC	
Response Time	10ms / 10ms		10ms / 10ms	
Switching Hysteresis	<15%(sr)		<15%(sr)	
Repeat Accuracy	<1.0%(sr)		<1.0%(sr)	
Protection Category	IP67		IP67	
Operating Temperature	-25 ℃ - +70 ℃		-25 ℃ - +70 ℃	
Temperature Drift	<10%(sr)		<10%(sr)	
Short Circuit Protection	YES		YES	
Material Active Face	PBT		PBT	
DC 3 wire 10-30V NPN N.O.	-		-	
DC 3 wire 10-30V NPN N.C.	-		-	
DC 3 wire 10-30V PNP N.O.	-		-	
DC 3 wire 10-30V PNP N.C.	-		-	
DC 4 wire 10-30V Changeover PNP (N.O. & N.C.)	-		-	
DC 4 wire 10-30V Changeover NPN (N.O. & N.C.)	-		-	
DC 2 wire 10-60V N.O.	-		-	
DC 2 wire 10-60V N.C.	-		-	
DC 3 wire 10-55v NPN N.O.	-		-	
DC 3 wire 10-55v NPN N.C.	-		-	
DC 3 wire 10-55v PNP N.O.	-		-	
DC 3 wire 10-55v PNP N.C.	-		-	
AC 2 wire 20-250V N.O.	-		-	
AC 2 wire 20-250V N.C.	-		-	
AC 2 wire 20-250V N.O. or N.C. Changeable .	-		-	
AC/DC 2 wire 20-250V N.O.	D8B1-M1805U-O3A2 ┆ D8B2-M1808U-O3A2	11	D8B1-M1805U-O3S2 ┆ D8B2-M1808U-O3S2	11
AC/DC 2 wire 20-250V N.C.	D8B1-M1805U-C3A2 ┆ D8B2-M1808U-C3A2	12	D8B1-M1805U-C3S2 ┆ D8B2-M1808U-C3S2	12
AC/DC 2 wire 20-250V N.O. or N.C. Changeable	-		-	
Wiring diagram number				
Dimensions (unit: mm)	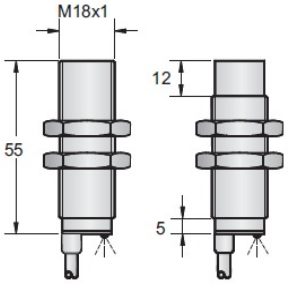		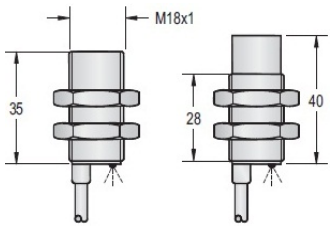	
Cable 2M (PVC)	5.8φ3x0.5		5.8φ3x0.5	
Weight	approx.161 g / approx.160g		approx.156 g / approx.146 g	

Subject to modifications without notice

Tel: +86-755-2646 7962 Fax: +86-755-2646 7925 MSN: dfan852@hotmail.com
Web: www.mountiger.com E-mail: sales@mountiger.com QQ: 873764592

Mountiger Sensing the future

AC/DC INDUCTIVE PROXIMITY SWITCH(M18)

Diameter	M18		M18	
Shielded/non-Shielded	Shielded/ Non-Shiedled		Shielded/ Non-Shiedled	
Switching Distance Sn mm	5mm / 8mm		5mm / 8mm	
Housing Material	stainless steel or nickel plated brass		stainless steel or nickel plated brass	
With LED/Without LED	With LED		With LED	
Picture				
Operating Voltage	20-250VAC/20-250VDC		20-250VAC/20-250VDC	
No Load Current	<2.5mA		<2.5mA	
Max. Load Current	200mA		200mA	
Leakge Current	<2.5mA		<2.5mA	
Surge Current	2.2A for 20ms		2.2A for 20ms	
Min. Load Current	5mA		5mA	
Voltage Drop	<10VAC;8VDC		<10VAC;8VDC	
Switching Frequency	25HZ AC;40HZ DC		25HZ AC;40HZ DC	
Response Time	10ms / 10ms		10ms / 10ms	
Switching Hysteresis	<15%(sr)		<15%(sr)	
Repeat Accuracy	<1.0%(sr)		<1.0%(sr)	
Protection Category	IP67		IP67	
Operating Temperature	-25 ℃ - +70 ℃		-25 ℃ - +70 ℃	
Temperature Drift	<10%(sr)		<10%(sr)	
Short Circuit Protection	YES		YES	
Material Active Face	PBT		PBT	
DC 3 wire 10-30V NPN N.O.	-		-	
DC 3 wire 10-30V NPN N.C.	-		-	
DC 3 wire 10-30V PNP N.O.	-		-	
DC 3 wire 10-30V PNP N.C.	-		-	
DC 4 wire 10-30V Changeover PNP (N.O. & N.C.)	-		-	
DC 4 wire 10-30V Changeover NPN (N.O. & N.C.)	-		-	
DC 2 wire 10-60V N.O.	-		-	
DC 2 wire 10-60V N.C.	-		-	
DC 3 wire 10-55v NPN N.O.	-		-	
DC 3 wire 10-55v NPN N.C.	-		-	
DC 3 wire 10-55v PNP N.O.	-		-	
DC 3 wire 10-55v PNP N.C.	-		-	
AC 2 wire 20-250V N.O.				
AC 2 wire 20-250V N.C.				
AC 2 wire 20-250V N.O. or N.C. Changeable .	-		-	
AC/DC 2 wire 20-250V N.O.	D8B1-M1805U-OEA4 ┆ D8B2-M1808U-OEA4	53	D8B1-M1805U-OES4 ┆ D8B2-M1808U-OES4	53
AC/DC 2 wire 20-250V N.C.	D8B1-M1805U-CEA4 ┆ D8B2-M1808U-CEA4	53	D8B1-M1805U-CES4 ┆ D8B2-M1808U-CES4	53
AC/DC 2 wire 20-250V N.O. or N.C. Changeable	-		-	
Wiring diagram number				
Dimensions (unit: mm)	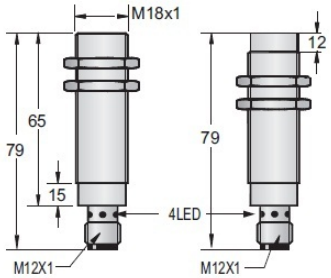		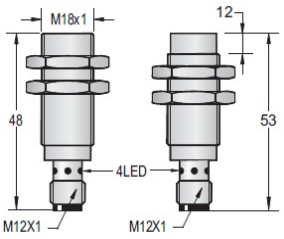	
Cable 2M (PVC)	M12 connector		M12 connector	
Weight	approx.69 g / approx.68 g		approx.50 g	

Subject to modifications without notice

Tel: +86-755-2646 7962 Fax: +86-755-2646 7925 MSN: dfan852@hotmail.com
Web: www.mountiger.com E-mail: sales@mountiger.com QQ: 873764592

Mountiger Sensing the future

AC/DC INDUCTIVE PROXIMITY SWITCH(M18)

Diameter	M18		M18	
Shielded/non-Shielded	Shielded/ Non-Shiedled		Shielded/ Non-Shiedled	
Switching Distance Sn mm	8mm / 16mm		8mm / 16mm	
Housing Material	stainless steel or nickel plated brass		stainless steel or nickel plated brass	
With LED/Without LED	With LED		With LED	
Picture				
Operating Voltage	20-250VAC/20-250VDC		20-250VAC/20-250VDC	
No Load Current	<2.5mA		<2.5mA	
Max. Load Current	200mA		200mA	
Leakge Current	<2.5mA		<2.5mA	
Surge Current	2.2A for 20ms		2.2A for 20ms	
Min. Load Current	5mA		5mA	
Voltage Drop	<10VAC;8VDC		<10VAC;8VDC	
Switching Frequency	25HZ AC;40HZ DC		25HZ AC;40HZ DC	
Response Time	10ms / 10ms		10ms / 10ms	
Switching Hysteresis	<15%(sr)		<15%(sr)	
Repeat Accuracy	<1.0%(sr)		<1.0%(sr)	
Protection Category	IP67		IP67	
Operating Temperature	-25 ℃ - +70 ℃		-25 ℃ - +70 ℃	
Temperature Drift	<10%(sr)		<10%(sr)	
Short Circuit Protection	YES		YES	
Material Active Face	PBT		PBT	
DC 3 wire 10-30V NPN N.O.	-		-	
DC 3 wire 10-30V NPN N.C.	-		-	
DC 3 wire 10-30V PNP N.O.	-		-	
DC 3 wire 10-30V PNP N.C.	-		-	
DC 4 wire 10-30V Changeover PNP (N.O. & N.C.)	-		-	
DC 4 wire 10-30V Changeover NPN (N.O. & N.C.)	-		-	
DC 2 wire 10-60V N.O.	-		-	
DC 2 wire 10-60V N.C.	-		-	
DC 3 wire 10-55v NPN N.O.	-		-	
DC 3 wire 10-55v NPN N.C.	-		-	
DC 3 wire 10-55v PNP N.O.	-		-	
DC 3 wire 10-55v PNP N.C.	-		-	
AC 2 wire 20-250V N.O.	-		-	
AC 2 wire 20-250V N.C.	-		-	
AC 2 wire 20-250V N.O. or N.C. Changeable .	-		-	
AC/DC 2 wire 20-250V N.O.	D8B1-M1808U-O3A2 ┆ D8B2-M1816U-O3A2	11	D8B1-M1808U-O3S2 ┆ D8B2-M1816U-O3S2	11
AC/DC 2 wire 20-250V N.C.	D8B1-M1808U-C3A2 ┆ D8B2-M1816U-C3A2	12	D8B1-M1808U-C3S2 ┆ D8B2-M1816U-C3S2	12
AC/DC 2 wire 20-250V N.O. or N.C. Changeable	-		-	
Wiring diagram number				
Dimensions (unit: mm)	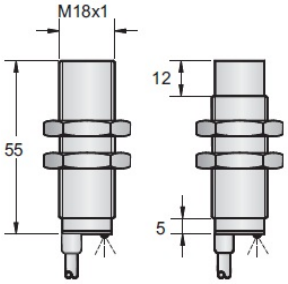		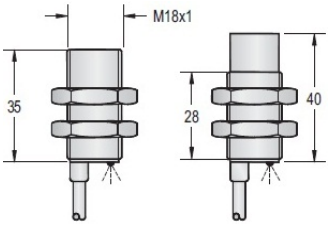	
Cable 2M (PVC)	5.8φ3x0.5		5.8φ3x0.5	
Weight	approx.161 g / approx.160g		approx.156 g / approx.146 g	

Subject to modifications without notice

Tel: +86-755-2646 7962 Fax: +86-755-2646 7925 MSN: dfan852@hotmail.com
Web: www.mountiger.com E-mail: sales@mountiger.com QQ: 873764592

Mountiger Sensing the future

AC/DC INDUCTIVE PROXIMITY SWITCH(M18)

Diameter	M18		M18	
Shielded/non-Shielded	Shielded/ Non-Shiedled		Shielded/ Non-Shiedled	
Switching Distance Sn mm	8mm / 16mm		8mm / 16mm	
Housing Material	stainless steel or nickel plated brass		stainless steel or nickel plated brass	
With LED/Without LED	With LED		With LED	
Picture				
Operating Voltage	20-250VAC/20-250VDC		20-250VAC/20-250VDC	
No Load Current	<2.5mA		<2.5mA	
Max. Load Current	200mA		200mA	
Leakge Current	<2.5mA		<2.5mA	
Surge Current	2.2A for 20ms		2.2A for 20ms	
Min. Load Current	5mA		5mA	
Voltage Drop	<10VAC;8VDC		<10VAC;8VDC	
Switching Frequency	25HZ AC;40HZ DC		25HZ AC;40HZ DC	
Response Time	10ms / 10ms		10ms / 10ms	
Switching Hysteresis	<15%(sr)		<15%(sr)	
Repeat Accuracy	<1.0%(sr)		<1.0%(sr)	
Protection Category	IP67		IP67	
Operating Temperature	-25 ℃ - +70 ℃		-25 ℃ - +70 ℃	
Temperature Drift	<10%(sr)		<10%(sr)	
Short Circuit Protection	YES		YES	
Material Active Face	PBT		PBT	
DC 3 wire 10-30V NPN N.O.	-		-	
DC 3 wire 10-30V NPN N.C.	-		-	
DC 3 wire 10-30V PNP N.O.	-		-	
DC 3 wire 10-30V PNP N.C.	-		-	
DC 4 wire 10-30V Changeover PNP (N.O. & N.C.)	-		-	
DC 4 wire 10-30V Changeover NPN (N.O. & N.C.)	-		-	
DC 2 wire 10-60V N.O.	-		-	
DC 2 wire 10-60V N.C.	-		-	
DC 3 wire 10-55v NPN N.O.	-		-	
DC 3 wire 10-55v NPN N.C.	-		-	
DC 3 wire 10-55v PNP N.O.	-		-	
DC 3 wire 10-55v PNP N.C.	-		-	
AC 2 wire 20-250V N.O.				
AC 2 wire 20-250V N.C.				
AC 2 wire 20-250V N.O. or N.C. Changeable .	-		-	
AC/DC 2 wire 20-250V N.O.	D8B1-M1808U-OEA4 ┆ D8B2-M1816U-OEA4	53	D8B1-M1808U-OES4 ┆ D8B2-M1816U-OES4	53
AC/DC 2 wire 20-250V N.C.	D8B1-M1808U-CEA4 ┆ D8B2-M1816U-CEA4	53	D8B1-M1808U-CES4 ┆ D8B2-M1816U-CES4	53
AC/DC 2 wire 20-250V N.O. or N.C. Changeable	-		-	
Wiring diagram number				
Dimensions (unit: mm)	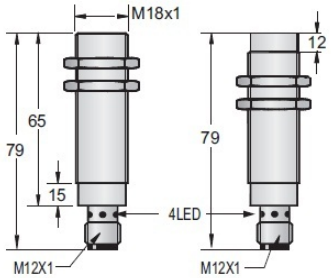		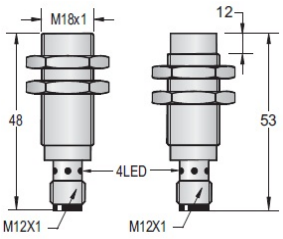	
Cable 2M (PVC)	M12 connector		M12 connector	
Weight	approx.69 g / approx.68 g		approx.50 g	

Subject to modifications without notice

Tel: +86-755-2646 7962 Fax: +86-755-2646 7925 MSN: dfan852@hotmail.com
Web: www.mountiger.com E-mail: sales@mountiger.com QQ: 873764592

Mountiger Sensing the future

AC/DC INDUCTIVE PROXIMITY SWITCH(M30)

Diameter	M30		M30	
Shielded/non-Shielded	Shielded/ Non-Shiedled		Shielded/ Non-Shiedled	
Switching Distance Sn mm	10mm / 15mm		10mm / 15mm	
Housing Material	stainless steel or nickel plated brass		stainless steel or nickel plated brass	
With LED/Without LED	With LED		With LED	
Picture				
Operating Voltage	20-250VAC/20-250VDC		20-250VAC/20-250VDC	
No Load Current	<2.5mA		<2.5mA	
Max. Load Current	200mA		200mA	
Leakge Current	<2.5mA		<2.5mA	
Surge Current	2.2A for 20ms		2.2A for 20ms	
Min. Load Current	5mA		5mA	
Voltage Drop	<10VAC;8VDC		<10VAC;8VDC	
Switching Frequency	25HZ AC;40HZ DC		25HZ AC;40HZ DC	
Response Time	10ms / 10ms		10ms / 10ms	
Switching Hysteresis	<15%(sr)		<15%(sr)	
Repeat Accuracy	<1.0%(sr)		<1.0%(sr)	
Protection Category	IP67		IP67	
Operating Temperature	-25 ℃ - +70 ℃		-25 ℃ - +70 ℃	
Temperature Drift	<10%(sr)		<10%(sr)	
Short Circuit Protection	YES		YES	
Material Active Face	PBT		PBT	
DC 3 wire 10-30V NPN N.O.	-		-	
DC 3 wire 10-30V NPN N.C.	-		-	
DC 3 wire 10-30V PNP N.O.	-		-	
DC 3 wire 10-30V PNP N.C.	-		-	
DC 4 wire 10-30V Changeover PNP (N.O. & N.C.)	-		-	
DC 4 wire 10-30V Changeover NPN (N.O. & N.C.)	-		-	
DC 2 wire 10-60V N.O.	-		-	
DC 2 wire 10-60V N.C.	-		-	
DC 3 wire 10-55v NPN N.O.	-		-	
DC 3 wire 10-55v NPN N.C.	-		-	
DC 3 wire 10-55v PNP N.O.	-		-	
DC 3 wire 10-55v PNP N.C.	-		-	
AC 2 wire 20-250V N.O.	-		-	
AC 2 wire 20-250V N.C.	-		-	
AC 2 wire 20-250V N.O. or N.C. Changeable .	-		-	
AC/DC 2 wire 20-250V N.O.	D8B1-M3010U-O3A2 ┆ D8B2-M3015U-O3A2	15	D8B1-M3010U-O3S2 ┆ D8B2-M3015U-O3S2	15
AC/DC 2 wire 20-250V N.C.	D8B1-M3010U-C3A2 ┆ D8B2-M3015U-C3A2	16	D8B1-M3010U-C3S2 ┆ D8B2-M3015U-C3S2	16
AC/DC 2 wire 20-250V N.O. or N.C. Changeable	-		-	
Wiring diagram number				
Dimensions (unit: mm)	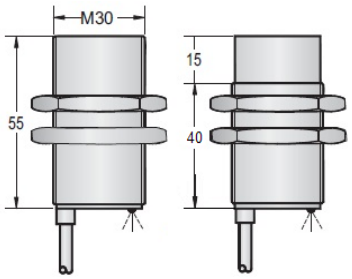		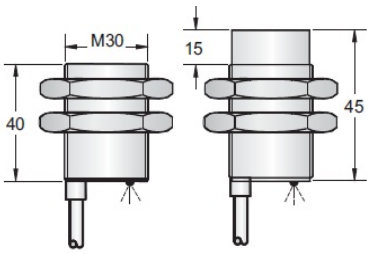	
Cable 2M (PVC)	5.8φ3x0.5		5.8φ3x0.5	
Weight	approx.247 g / approx.247 g		approx.209g / approx.208 g	

Subject to modifications without notice

Tel: +86-755-2646 7962 Fax: +86-755-2646 7925 MSN: dfan852@hotmail.com
Web: www.mountiger.com E-mail: sales@mountiger.com QQ: 873764592

Mountiger Sensing the future

AC/DC INDUCTIVE PROXIMITY SWITCH(M30)

Diameter	M30		M30	
Shielded/non-Shielded	Shielded/ Non-Shiedled		Shielded/ Non-Shiedled	
Switching Distance Sn mm	10mm / 15mm		10mm / 15mm	
Housing Material	stainless steel or nickel plated brass		stainless steel or nickel plated brass	
With LED/Without LED	With LED		With LED	
Picture				
Operating Voltage	20-250VAC/20-250VDC		20-250VAC/20-250VDC	
No Load Current	<2.5mA		<2.5mA	
Max. Load Current	200mA		200mA	
Leakge Current	<2.5mA		<2.5mA	
Surge Current	2.2A for 20ms		2.2A for 20ms	
Min. Load Current	5mA		5mA	
Voltage Drop	<10VAC;8VDC		<10VAC;8VDC	
Switching Frequency	25HZ AC;40HZ DC		25HZ AC;40HZ DC	
Response Time	10ms / 10ms		10ms / 10ms	
Switching Hysteresis	<15%(sr)		<15%(sr)	
Repeat Accuracy	<1.0%(sr)		<1.0%(sr)	
Protection Category	IP67		IP67	
Operating Temperature	-25 ℃ - +70 ℃		-25 ℃ - +70 ℃	
Temperature Drift	<10%(sr)		<10%(sr)	
Short Circuit Protection	YES		YES	
Material Active Face	PBT		PBT	
DC 3 wire 10-30V NPN N.O.	-		-	
DC 3 wire 10-30V NPN N.C.	-		-	
DC 3 wire 10-30V PNP N.O.	-		-	
DC 3 wire 10-30V PNP N.C.	-		-	
DC 4 wire 10-30V Changeover PNP (N.O. & N.C.)	-		-	
DC 4 wire 10-30V Changeover NPN (N.O. & N.C.)	-		-	
DC 2 wire 10-60V N.O.	-		-	
DC 2 wire 10-60V N.C.	-		-	
DC 3 wire 10-55v NPN N.O.	-		-	
DC 3 wire 10-55v NPN N.C.	-		-	
DC 3 wire 10-55v PNP N.O.	-		-	
DC 3 wire 10-55v PNP N.C.	-		-	
AC 2 wire 20-250V N.O.	-		-	
AC 2 wire 20-250V N.C.	-		-	
AC 2 wire 20-250V N.O. or N.C. Changeable .	-		-	
AC/DC 2 wire 20-250V N.O.	D8B1-M3010U-OEA4 ¦ D8B2-M3015U-OEA4	53	D8B1-M3010U-OES4 ¦ D8B2-M3015U-OES4	57
AC/DC 2 wire 20-250V N.C.	D8B1-M3010U-CEA4 ¦ D8B2-M3015U-CEA4	53	D8B1-M3010U-CES4 ¦ D8B2-M3015U-CES4	57
AC/DC 2 wire 20-250V N.O. or N.C. Changeable	-		-	
Wiring diagram number				
Dimensions (unit: mm)	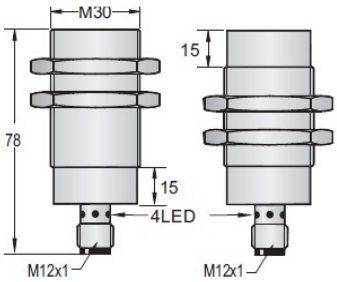		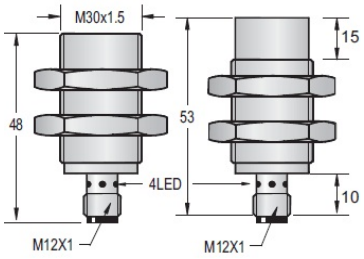	
Cable 2M (PVC)	M12 connector		M12 connector	
Weight	approx.147 g / approx.137 g		approx.111g / approx.121g	

Subject to modifications without notice

Tel: +86-755-2646 7962 Fax: +86-755-2646 7925 MSN: dfan852@hotmail.com
Web: www.mountiger.com E-mail: sales@mountiger.com QQ: 873764592

Mountiger Sensing the future

AC/DC INDUCTIVE PROXIMITY SWITCH(M30)

Diameter	M30		M30	
Shielded/non-Shielded	Shielded/ Non-Shiedled		Shielded/ Non-Shiedled	
Switching Distance Sn mm	16mm / 25mm		16mm / 25mm	
Housing Material	stainless steel or nickel plated brass		stainless steel or nickel plated brass	
With LED/Without LED	With LED		With LED	
Picture				
Operating Voltage	20-250VAC/20-250VDC		20-250VAC/20-250VDC	
No Load Current	<2.5mA		<2.5mA	
Max. Load Current	200mA		200mA	
Leakge Current	<2.5mA		<2.5mA	
Surge Current	2.2A for 20ms		2.2A for 20ms	
Min. Load Current	5mA		5mA	
Voltage Drop	<10VAC;8VDC		<10VAC;8VDC	
Switching Frequency	25HZ AC;40HZ DC		25HZ AC;40HZ DC	
Response Time	10ms / 10ms		10ms / 10ms	
Switching Hysteresis	<15%(sr)		<15%(sr)	
Repeat Accuracy	<1.0%(sr)		<1.0%(sr)	
Protection Category	IP67		IP67	
Operating Temperature	-25 ℃ - +70 ℃		-25 ℃ - +70 ℃	
Temperature Drift	<10%(sr)		<10%(sr)	
Short Circuit Protection	YES		YES	
Material Active Face	PBT		PBT	
DC 3 wire 10-30V NPN N.O.	-		-	
DC 3 wire 10-30V NPN N.C.	-		-	
DC 3 wire 10-30V PNP N.O.	-		-	
DC 3 wire 10-30V PNP N.C.	-		-	
DC 4 wire 10-30V Changeover PNP (N.O. & N.C.)	-		-	
DC 4 wire 10-30V Changeover NPN (N.O. & N.C.)	-		-	
DC 2 wire 10-60V N.O.	-		-	
DC 2 wire 10-60V N.C.	-		-	
DC 3 wire 10-55v NPN N.O.	-		-	
DC 3 wire 10-55v NPN N.C.	-		-	
DC 3 wire 10-55v PNP N.O.	-		-	
DC 3 wire 10-55v PNP N.C.	-		-	
AC 2 wire 20-250V N.O.	-		-	
AC 2 wire 20-250V N.C.	-		-	
AC 2 wire 20-250V N.O. or N.C. Changeable .	-		-	
AC/DC 2 wire 20-250V N.O.	D8B1-M3016U-O3A2 ┆ D8B2-M3025U-O3A2	15	D8B1-M3016U-O3S2 ┆ D8B2-M3025U-O3S2	15
AC/DC 2 wire 20-250V N.C.	D8B1-M3016U-C3A2 ┆ D8B2-M3025U-C3A2	16	D8B1-M3016U-C3S2 ┆ D8B2-M3025U-C3S2	16
AC/DC 2 wire 20-250V N.O. or N.C. Changeable	-		-	
Wiring diagram number				
Dimensions (unit: mm)	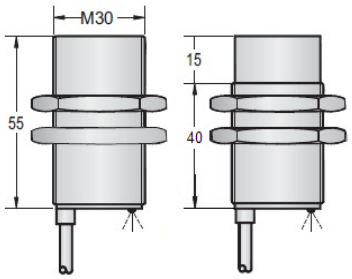		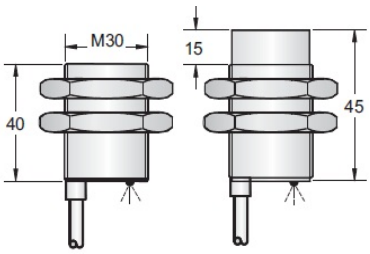	
Cable 2M (PVC)	5.8φ3x0.5		5.8φ3x0.5	
Weight	approx.247 g / approx.247 g		approx.209g / approx.208 g	

Subject to modifications without notice

Tel: +86-755-2646 7962 Fax: +86-755-2646 7925 MSN: dfan852@hotmail.com
Web: www.mountiger.com E-mail: sales@mountiger.com QQ: 873764592

Mountiger Sensing the future

AC/DC INDUCTIVE PROXIMITY SWITCH(M30)

Diameter	M30		M30	
Shielded/non-Shielded	Shielded/ Non-Shiedled		Shielded/ Non-Shiedled	
Switching Distance Sn mm	16mm / 25mm		16mm / 25mm	
Housing Material	stainless steel or nickel plated brass		stainless steel or nickel plated brass	
With LED/Without LED	With LED		With LED	
Picture				
Operating Voltage	20-250VAC/20-250VDC		20-250VAC/20-250VDC	
No Load Current	<2.5mA		<2.5mA	
Max. Load Current	200mA		200mA	
Leakge Current	<2.5mA		<2.5mA	
Surge Current	2.2A for 20ms		2.2A for 20ms	
Min. Load Current	5mA		5mA	
Voltage Drop	<10VAC;8VDC		<10VAC;8VDC	
Switching Frequency	25HZ AC;40HZ DC		25HZ AC;40HZ DC	
Response Time	10ms / 10ms		10ms / 10ms	
Switching Hysteresis	<15%(sr)		<15%(sr)	
Repeat Accuracy	<1.0%(sr)		<1.0%(sr)	
Protection Category	IP67		IP67	
Operating Temperature	-25 ℃ - +70 ℃		-25 ℃ - +70 ℃	
Temperature Drift	<10%(sr)		<10%(sr)	
Short Circuit Protection	YES		YES	
Material Active Face	PBT		PBT	
DC 3 wire 10-30V NPN N.O.	-		-	
DC 3 wire 10-30V NPN N.C.	-		-	
DC 3 wire 10-30V PNP N.O.	-		-	
DC 3 wire 10-30V PNP N.C.	-		-	
DC 4 wire 10-30V Changeover PNP (N.O. & N.C.)	-		-	
DC 4 wire 10-30V Changeover NPN (N.O. & N.C.)	-		-	
DC 2 wire 10-60V N.O.	-		-	
DC 2 wire 10-60V N.C.	-		-	
DC 3 wire 10-55v NPN N.O.	-		-	
DC 3 wire 10-55v NPN N.C.	-		-	
DC 3 wire 10-55v PNP N.O.	-		-	
DC 3 wire 10-55v PNP N.C.	-		-	
AC 2 wire 20-250V N.O.	-		-	
AC 2 wire 20-250V N.C.	-		-	
AC 2 wire 20-250V N.O. or N.C. Changeable .	-		-	
AC/DC 2 wire 20-250V N.O.	D8B1-M3016U-OEA4 ┆ D8B2-M3025U-OEA4	53	D8B1-M3016U-OES4 ┆ D8B2-M3025U-OES4	53
AC/DC 2 wire 20-250V N.C.	D8B1-M3016U-CEA4 ┆ D8B2-M3025U-CEA4	53	D8B1-M3016U-CES4 ┆ D8B2-M3025U-CES4	53
AC/DC 2 wire 20-250V N.O. or N.C. Changeable	-		-	
Wiring diagram number				
Dimensions (unit: mm)	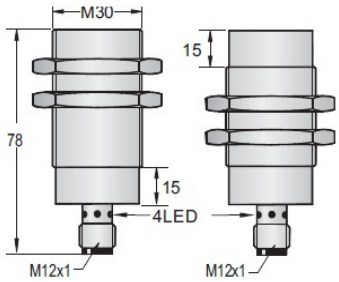		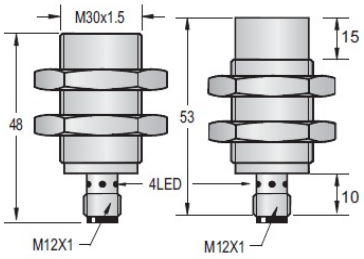	
Cable 2M (PVC)	M12 connector		M12 connector	
Weight	approx.147 g / approx.137 g		approx.111g / approx.121g	

Subject to modifications without notice

Tel: +86-755-2646 7962 Fax: +86-755-2646 7925 MSN: dfan852@hotmail.com
Web: www.mountiger.com E-mail: sales@mountiger.com QQ: 873764592

Mountiger Sensing the future

ACDC INDUCTIVE PROXIMITY SWITCH(Q40)

Diameter	Q40		Q40	
Shielded/non-Shielded	Shielded		Non-Shielded	
Switching Distance Sn mm	15mm		20mm	
Housing Material	PBT RESIN		PBT RESIN	
With LED/Without LED	With LED		With LED	
Picture				
Operating Voltage	20-250VAC/20-250VDC		20-250VAC/20-250VDC	
No Load Current	<2.5mA		<2.5mA	
Max. Load Current	200mA		200mA	
Leakge Current	<2.5mA		<2.5mA	
Surge Current	2.2A for 20ms		2.2A for 20ms	
Min. Load Current	5mA		5mA	
Voltage Drop	<10VAC;8VDC		<10VAC;8VDC	
Switching Frequency	25HZ AC;40HZ DC		25HZ AC;40HZ DC	
Response Time	10ms / 10ms		10ms / 10ms	
Switching Hysteresis	<15%(sr)		<15%(sr)	
Repeat Accuracy	<1.0%(sr)		<1.0%(sr)	
Protection Category	IP67		IP67	
Operating Temperature	-25 ℃ - +70 ℃		-25 ℃ - +70 ℃	
Temperature Drift	<10%(sr)		<10%(sr)	
Short Circuit Protection	YES		YES	
Material Active Face	PBT		PBT	
DC 3 wire 10-30V NPN N.O.	-		-	
DC 3 wire 10-30V NPN N.C.	-		-	
DC 3 wire 10-30V PNP N.O.	-		-	
DC 3 wire 10-30V PNP N.C.	-		-	
DC 4 wire 10-30V Changeover PNP (N.O. & N.C.)	-		-	
DC 4 wire 10-30V Changeover NPN (N.O. & N.C.)	-		-	
DC 2 wire 10-60V N.O.	-		-	
DC 2 wire 10-60V N.C.	-		-	
DC 3 wire 10-55v NPN N.O.	-		-	
DC 3 wire 10-55v NPN N.C.	-		-	
DC 3 wire 10-55v PNP N.O.	-		-	
DC 3 wire 10-55v PNP N.C.	-		-	
AC 2 wire 20-250V N.O.	-		-	
AC 2 wire 20-250V N.C.	-		-	
AC 2 wire 20-250V N.O. or N.C. Changeable .	-		-	
AC/DC 2 wire 20-250V N.O.	D8P1-Q4015U-O2A	9	D8P2-Q4020U-O2A	9
AC/DC 2 wire 20-250V N.C.	D8P1-Q4015U-C2A	10	D8P2-Q4020U-C2A	10
AC/DC 2 wire 20-250V N.O. or N.C. Changeable	D8P1-Q4015U-A2A	22	D8P2-Q4020U-A2A	22
Wiring diagram number				
Dimensions (unit: mm)	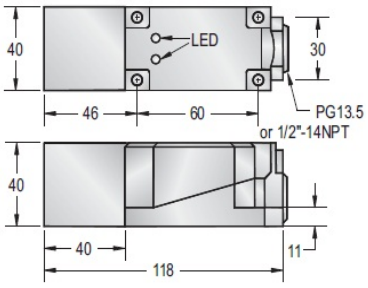		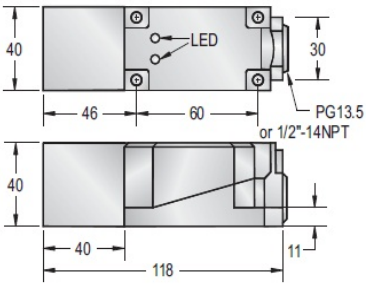	
Cable 2M (PVC)				
Weight	approx.262g		approx.262g	

Subject to modifications without notice

Tel: +86-755-2646 7962 Fax: +86-755-2646 7925 MSN: dfan852@hotmail.com
Web: www.mountiger.com E-mail: sales@mountiger.com QQ: 873764592

Mountiger Sensing the future

ACDC INDUCTIVE PROXIMITY SWITCH(Q40)

Diameter	Q40		Q40	
Shielded/non-Shielded	Non-Shielded		Shielded	
Switching Distance Sn mm	30mm		15mm	
Housing Material	PBT RESIN		PBT RESIN	
With LED/Without LED	With LED		With LED	
Picture				
Operating Voltage	20-250VAC/20-250VDC		20-250VAC/20-250VDC	
No Load Current	<2.5mA		<2.5mA	
Max. Load Current	200mA		200mA	
Leakge Current	<2.5mA		<2.5mA	
Surge Current	2.2A for 20ms		2.2A for 20ms	
Min. Load Current	5mA		5mA	
Voltage Drop	<10VAC;8VDC		<10VAC;8VDC	
Switching Frequency	25HZ AC;40HZ DC		25HZ AC;40HZ DC	
Response Time	10ms / 10ms		10ms / 10ms	
Switching Hysteresis	<15%(sr)		<15%(sr)	
Repeat Accuracy	<1.0%(sr)		<1.0%(sr)	
Protection Category	IP67		IP67	
Operating Temperature	-25 ℃ - +70 ℃		-25 ℃ - +70 ℃	
Temperature Drift	<10%(sr)		<10%(sr)	
Short Circuit Protection	YES		YES	
Material Active Face	PBT		PBT	
DC 3 wire 10-30V NPN N.O.	-		-	
DC 3 wire 10-30V NPN N.C.	-		-	
DC 3 wire 10-30V PNP N.O.	-		-	
DC 3 wire 10-30V PNP N.C.	-		-	
DC 4 wire 10-30V Changeover PNP (N.O. & N.C.)	-		-	
DC 4 wire 10-30V Changeover NPN (N.O. & N.C.)	-		-	
DC 2 wire 10-60V N.O.	-		-	
DC 2 wire 10-60V N.C.	-		-	
DC 3 wire 10-55v NPN N.O.	-		-	
DC 3 wire 10-55v NPN N.C.	-		-	
DC 3 wire 10-55v PNP N.O.	-		-	
DC 3 wire 10-55v PNP N.C.	-		-	
AC 2 wire 20-250V N.O.	-		-	
AC 2 wire 20-250V N.C.	-		-	
AC 2 wire 20-250V N.O. or N.C. Changeable .	-		-	
AC/DC 2 wire 20-250V N.O.	D8P2-Q4030U-O2A	9	D8P1-Q4015U-OEA4	54
AC/DC 2 wire 20-250V N.C.	D8P2-Q4030U-C2A	10	D8P1-Q4015U-CEA4	54
AC/DC 2 wire 20-250V N.O. or N.C. Changeable	D8P2-Q4030U-A2A	22	-	
Wiring diagram number				
Dimensions (unit: mm)	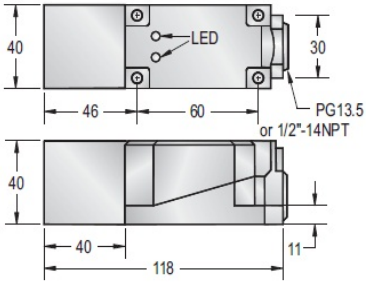		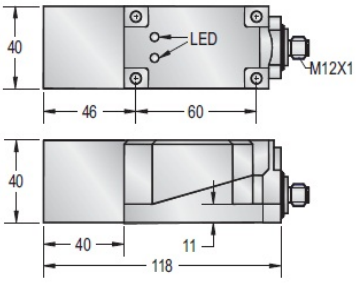	
Cable 2M (PVC)				
Weight	approx.262g		approx.290g	

Subject to modifications without notice

Tel: +86-755-2646 7962 Fax: +86-755-2646 7925 MSN: dfan852@hotmail.com
Web: www.mountiger.com E-mail: sales@mountiger.com QQ: 873764592

Mountiger Sensing the future

ACDC INDUCTIVE PROXIMITY SWITCH(Q40)

Diameter	Q40		Q40	
Shielded/non-Shielded	Non-Shielded		Non-Shielded	
Switching Distance Sn mm	20mm		30mm	
Housing Material	PBT RESIN		PBT RESIN	
With LED/Without LED	With LED		With LED	
Picture				
Operating Voltage	20-250VAC/20-250VDC		20-250VAC/20-250VDC	
No Load Current	<2.5mA		<2.5mA	
Max. Load Current	200mA		200mA	
Leakge Current	<2.5mA		<2.5mA	
Surge Current	2.2A for 20ms		2.2A for 20ms	
Min. Load Current	5mA		5mA	
Voltage Drop	<10VAC;8VDC		<10VAC;8VDC	
Switching Frequency	25HZ AC;40HZ DC		25HZ AC;40HZ DC	
Response Time	10ms / 10ms		10ms / 10ms	
Switching Hysteresis	<15%(sr)		<15%(sr)	
Repeat Accuracy	<1.0%(sr)		<1.0%(sr)	
Protection Category	IP67		IP67	
Operating Temperature	-25 ℃ - +70 ℃		-25 ℃ - +70 ℃	
Temperature Drift	<10%(sr)		<10%(sr)	
Short Circuit Protection	YES		YES	
Material Active Face	PBT		PBT	
DC 3 wire 10-30V NPN N.O.	-		-	
DC 3 wire 10-30V NPN N.C.	-		-	
DC 3 wire 10-30V PNP N.O.	-		-	
DC 3 wire 10-30V PNP N.C.	-		-	
DC 4 wire 10-30V Changeover PNP (N.O. & N.C.)	-		-	
DC 4 wire 10-30V Changeover NPN (N.O. & N.C.)	-		-	
DC 2 wire 10-60V N.O.	-		-	
DC 2 wire 10-60V N.C.	-		-	
DC 3 wire 10-55v NPN N.O.	-		-	
DC 3 wire 10-55v NPN N.C.	-		-	
DC 3 wire 10-55v PNP N.O.	-		-	
DC 3 wire 10-55v PNP N.C.	-		-	
AC 2 wire 20-250V N.O.	-		-	
AC 2 wire 20-250V N.C.	-		-	
AC 2 wire 20-250V N.O. or N.C. Changeable .	-		-	
AC/DC 2 wire 20-250V N.O.	D8P2-Q4020U--OEA4	54	D8P2-Q4030U--OEA4	54
AC/DC 2 wire 20-250V N.C.	D8P2-Q4020U--CEA4	54	D8P2-Q4030U--CEA4	54
AC/DC 2 wire 20-250V N.O. or N.C. Changeable	-		-	
Wiring diagram number				
Dimensions (unit: mm)	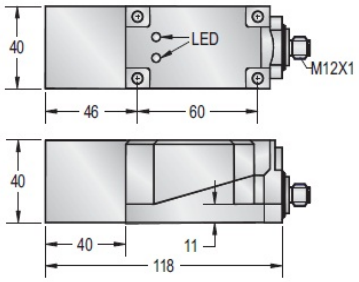		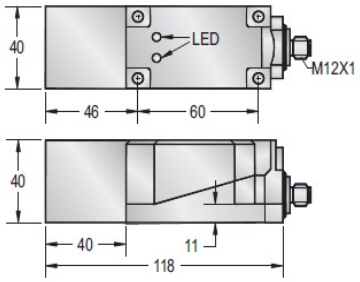	
Cable 2M (PVC)				
Weight	approx.290g		approx.290g	

Subject to modifications without notice

Tel: +86-755-2646 7962 Fax: +86-755-2646 7925 MSN: dfan852@hotmail.com
Web: www.mountiger.com E-mail: sales@mountiger.com QQ: 873764592

Mountiger Sensing the future

NAMUR INDUCTIVE PROXIMITY SWITCH

Diameter	Sn (mm)	Shielded/ Non-Shiedled	LED	Housing Material	Housing Size(mm)	Power	Page
φ4	0.8mm	Shielded	Without LED	stainless Steel	φ4x20	6-12VDC	A5-01
M5	0.8mm	Shielded	Without LED	stainless Steel	M5x20	6-12VDC	A5-01
φ6.5	1mm / 2mm	Shielded/ Non-Shiedled	Without LED	stainless Steel or nickel Plated brass	φ6.5x25	6-12VDC	A5-02
M8	1mm / 2mm	Shielded/ Non-Shiedled	Without LED	stainless Steel or nickel Plated brass	M8x25	6-12VDC	A5-02
M12	2mm / 4mm	Shielded/ Non-Shiedled	Without LED	stainless Steel or nickel Plated brass	M12x25	6-12VDC	A5-03
M12	2mm / 4mm	Shielded/ Non-Shiedled	With LED	stainless Steel or nickel Plated brass	M12x25	6-12VDC	A5-03
M18	5mm / 8mm	Shielded/ Non-Shiedled	Without LED	stainless Steel or nickel Plated brass	M18x30	6-12VDC	A5-04
M18	5mm / 8mm	Shielded/ Non-Shiedled	With LED	stainless Steel or nickel Plated brass	M18x30	6-12VDC	A5-04
M30	10mm / 15mm	Shielded/ Non-Shiedled	Without LED	stainless Steel or nickel Plated brass	M30x40 / M30x45	6-12VDC	A5-05
M30	10mm / 15mm	Shielded/ Non-Shiedled	With LED	stainless Steel or nickel Plated brass	M30x40 / M30x45	6-12VDC	A5-05
Q40	15mm / 30mm	Shielded/ Non-Shiedled	Without LED	PBT	Q40x118	6-12VDC	A5-06
Q40	15mm / 30mm	Shielded/ Non-Shiedled	With LED	PBT	Q40x118	6-12VDC	A5-07

NAMUR INDUCTIVE PROXIMITY SWITCH(φ4 M5)

Diameter	φ4		M5	
Shielded/non-Shielded	Shielded		Shielded	
Switching Distance Sn mm	0.8mm		0.8mm	
Housing Material	stainless Steel		stainless Steel	
With LED/Without LED	Without LED		Without LED	
Picture				
Operating Voltage	6-12VDC		6-12VDC	
Ripple	-		-	
No Load Current	> 2.2mA(OFF) / <1.1mA(ON)		> 2.2mA(OFF) / <1.1mA(ON)	
Switching Frequency	2KHZ /1KHZ		2KHZ /1KHZ	
Response Time	0.05ms/0.05ms		0.05ms/0.05ms	
Switching Hysteresis	<15%(sr)		<15%(sr)	
Repeat Accuracy	-		-	
Protection Category	IP67		IP67	
Operating Temperature	-25 ℃ - +75 ℃		-25 ℃ - +75 ℃	
Temperature Drift	< 2%(sr)		< 2%(sr)	
Short Circuit Protection	-		-	
Overload Trip Point	-		-	
Time Delay Before Availability	<10ms		<10ms	
EMC	RFI>3V/M / EFT>1KV / ESD>4KV(contact)		RFI>3V/M / EFT>1KV / ESD>4KV(contact)	
Shock / Vibration	IEC 60947-5-2,Part7.4.1/IEC 60947-5-2,Part7.4.2		IEC 60947-5-2,Part7.4.1/IEC 60947-5-2,Part7.4.2	
Material Active Face	POM		POM	
DC 3 wire 10-30V NPN N.O.	-		-	
DC 3 wire 10-30V NPN N.C.	-		-	
DC 3 wire 10-30V PNP N.O.	-		-	
DC 3 wire 10-30V PNP N.C.	-		-	
DC 4 wire 10-30V Changeover PNP (N.O. & N.C.)	-		-	
DC 4 wire 10-30V Changeover NPN (N.O. & N.C.)	-		-	
DC 2 wire 10-60V N.O.	-		-	
DC 2 wire 10-60V N.C.	-		-	
DC 2 wire 6-12V NAMUR	D6S1-Φ040.8-NA	17	D6S1-M050.8-NA	17
DC 3 wire 10-55v NPN N.C.	-		-	
DC 3 wire 10-55v PNP N.O.	-		-	
DC 3 wire 10-55v PNP N.C.	-		-	
DC 3 wire 5-36V PNP N.C.	-		-	
DC 3 wire 5-36V PNP N.O.	-		-	
DC 3 wire 5-36V NPN N.C.	-		-	
DC 3 wire 5-36V NPN N.O.	-		-	
DC 4 wire 5-36V Changeover PNP (N.O & N.C.)	-		-	
DC 4 wire 5-36V Changeover NPN (N.O & N.C.)	-		-	
Wiring diagram number				
Dimensions (unit: mm)	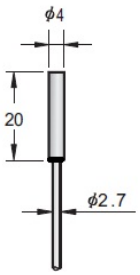		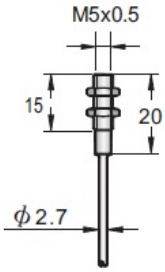	
Cable 2M (PVC)	2.7φ2x0.15		2.7φ2x0.15	
Weight	approx.25 g		approx.25 g	

Subject to modifications without notice

Tel: +86-755-2646 7962 Fax: +86-755-2646 7925 MSN: dfan852@hotmail.com
Web: www.mountiger.com E-mail: sales@mountiger.com QQ: 873764592

Mountiger Sensing the future

NAMUR INDUCTIVE PROXIMITY SWITCH(φ6.5 M8)

Diameter	φ6.5		M8	
Shielded/non-Shielded	Shielded/ Non-Shiedled		Shielded/ Non-Shiedled	
Switching Distance Sn mm	1mm / 2mm		1mm / 2mm	
Housing Material	stainless Steel or nickel Plated brass		stainless Steel or nickel Plated brass	
With LED/Without LED	Without LED		Without LED	
Picture				
Operating Voltage	6-12VDC		6-12VDC	
Ripple	-		-	
No Load Current	> 2.2mA(OFF) / <1.1mA(ON)		> 2.2mA(OFF) / <1.1mA(ON)	
Switching Frequency	2KHZ /1KHZ		2KHZ /1KHZ	
Response Time	0.05ms/0.05ms / 0.1ms/0.1ms		0.05ms/0.05ms / 0.1ms/0.1ms	
Switching Hysteresis	<15%(sr)		<15%(sr)	
Repeat Accuracy	-		-	
Protection Category	IP67		IP67	
Operating Temperature	-25 ℃ - +75 ℃		-25 ℃ - +75 ℃	
Temperature Drift	< 2%(sr)		< 2%(sr)	
Short Circuit Protection	-		-	
Overload Trip Point	-		-	
Time Delay Before Availability	<10ms		<10ms	
EMC	RFI>3V/M / EFT>1KV / ESD>4KV(contact)		RFI>3V/M / EFT>1KV / ESD>4KV(contact)	
Shock / Vibration	IEC 60947-5-2,Part7.4.1/IEC 60947-5-2,Part7.4.2		IEC 60947-5-2,Part7.4.1/IEC 60947-5-2,Part7.4.2	
Material Active Face	POM		POM	
DC 3 wire 10-30V NPN N.O.	-		-	
DC 3 wire 10-30V NPN N.C.	-		-	
DC 3 wire 10-30V PNP N.O.	-		-	
DC 3 wire 10-30V PNP N.C.	-		-	
DC 4 wire 10-30V Changeover PNP (N.O. & N.C.)	-		-	
DC 4 wire 10-30V Changeover NPN (N.O. & N.C.)	-		-	
DC 2 wire 10-60V N.O.	-		-	
DC 2 wire 10-60V N.C.	-		-	
DC 2 wire 6-12V NAMUR	D6S1-Φ0601-NA ┆ D6S2-Φ0602-NA	17	D6B1-M0801-NA ┆ D6B2-M0802-NA	17
DC 3 wire 10-55v NPN N.C.	-		-	
DC 3 wire 10-55v PNP N.O.	-		-	
DC 3 wire 10-55v PNP N.C.	-		-	
DC 3 wire 5-36V PNP N.C.	-		-	
DC 3 wire 5-36V PNP N.O.	-		-	
DC 3 wire 5-36V NPN N.C.	-		-	
DC 3 wire 5-36V NPN N.O.	-		-	
DC 4 wire 5-36V Changeover PNP (N.O & N.C.)	-		-	
DC 4 wire 5-36V Changeover NPN (N.O & N.C.)	-		-	
Wiring diagram number				
Dimensions (unit: mm)	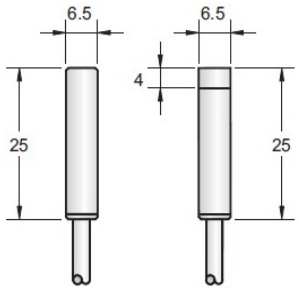		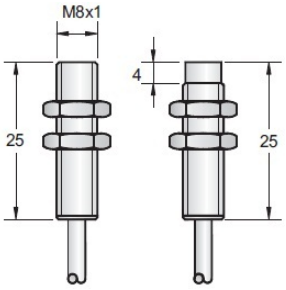	
Cable 2M (PVC)	3φ2x0.15		3φ2x0.15	
Weight	approx.26 g		approx.34 g	

Subject to modifications without notice

Tel: +86-755-2646 7962 Fax: +86-755-2646 7925 MSN: dfan852@hotmail.com
Web: www.mountiger.com E-mail: sales@mountiger.com QQ: 873764592

Mountiger Sensing the future

NAMUR INDUCTIVE PROXIMITY SWITCH(M12)

Diameter	M12		M12	
Shielded/non-Shielded	Shielded/ Non-Shiedled		Shielded/ Non-Shiedled	
Switching Distance Sn mm	2mm / 4mm		2mm / 4mm	
Housing Material	stainless Steel or nickel Plated brass		stainless Steel or nickel Plated brass	
With LED/Without LED	Without LED		With LED	
Picture				
Operating Voltage	6-12VDC		6-12VDC	
Ripple	-		-	
No Load Current	> 2.2mA(OFF) / <1.1mA(ON)		<1.1mA(OFF) / > 2.2mA(ON)	
Switching Frequency	1KHZ /0.5KHZ		1KHZ /0.5KHZ	
Response Time	0.1ms/0.1ms / 0.2ms/0.2ms		0.1ms/0.1ms / 0.2ms/0.2ms	
Switching Hysteresis	<15%(sr)		<15%(sr)	
Repeat Accuracy	-		-	
Protection Category	IP67		IP67	
Operating Temperature	-25 ℃ - +75 ℃		-25 ℃ - +75 ℃	
Temperature Drift	< 2%(sr)		< 2%(sr)	
Short Circuit Protection	-		-	
Overload Trip Point	-		-	
Time Delay Before Availability	<10ms		<10ms	
EMC	RFI>3V/M / EFT>1KV / ESD>4KV(contact)		RFI>3V/M / EFT>1KV / ESD>4KV(contact)	
Shock / Vibration	IEC 60947-5-2,Part7.4.1/IEC 60947-5-2,Part7.4.2		IEC 60947-5-2,Part7.4.1/IEC 60947-5-2,Part7.4.2	
Material Active Face	POM / PBT		POM / PBT	
DC 3 wire 10-30V NPN N.O.	-		-	
DC 3 wire 10-30V NPN N.C.	-		-	
DC 3 wire 10-30V PNP N.O.	-		-	
DC 3 wire 10-30V PNP N.C.	-		-	
DC 4 wire 10-30V Changeover PNP (N.O. & N.C.)	-		-	
DC 4 wire 10-30V Changeover NPN (N.O. & N.C.)	-		-	
DC 2 wire 10-60V N.O.	-		-	
DC 2 wire 10-60V N.C.	-		-	
DC 2 wire 6-12V NAMUR	D6B1-M1202-NA ¦ D6B2-M1204-NA	17	D6B1-M1202-NA/LED ¦ D6B2-M1204-NA/LED	17
DC 3 wire 10-55v NPN N.C.	-		-	
DC 3 wire 10-55v PNP N.O.	-		-	
DC 3 wire 10-55v PNP N.C.	-		-	
DC 3 wire 5-36V PNP N.C.	-		-	
DC 3 wire 5-36V PNP N.O.	-		-	
DC 3 wire 5-36V NPN N.C.	-		-	
DC 3 wire 5-36V NPN N.O.	-		-	
DC 4 wire 5-36V Changeover PNP (N.O & N.C.)	-		-	
DC 4 wire 5-36V Changeover NPN (N.O & N.C.)	-		-	
Wiring diagram number				
Dimensions (unit: mm)	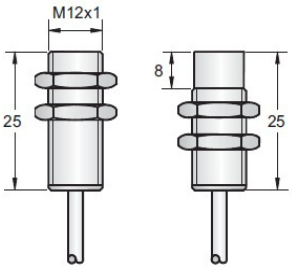		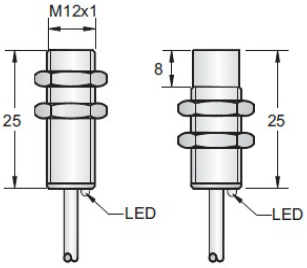	
Cable 2M (PVC)	4φ2x0.15		4φ2x0.15	
Weight	approx.42 g / approx.41 g		approx.42 g / approx.41 g	

Subject to modifications without notice

Tel: +86-755-2646 7962 Fax: +86-755-2646 7925 MSN: dfan852@hotmail.com
Web: www.mountiger.com E-mail: sales@mountiger.com QQ: 873764592

Mountiger Sensing the future

NAMUR INDUCTIVE PROXIMITY SWITCH(M18)

Diameter	M18		M18	
Shielded/non-Shielded	Shielded/ Non-Shiedled		Shielded/ Non-Shiedled	
Switching Distance Sn mm	5mm / 8mm		5mm / 8mm	
Housing Material	stainless Steel or nickel Plated brass		stainless Steel or nickel Plated brass	
With LED/Without LED	Without LED		With LED	
Picture				
Operating Voltage	6-12VDC		6-12VDC	
Ripple	-		-	
No Load Current	> 2.2mA(OFF) / <1.1mA(ON)		<1.1mA(OFF) / > 2.2mA(ON)	
Switching Frequency	500HZ/300HZ		500HZ/300HZ	
Response Time	0.2ms/0.2ms / 0.5ms/0.5ms		0.2ms/0.2ms / 0.5ms/0.5ms	
Switching Hysteresis	<15%(sr)		<15%(sr)	
Repeat Accuracy	-		-	
Protection Category	IP67		IP67	
Operating Temperature	-25 ℃ - +75 ℃		-25 ℃ - +75 ℃	
Temperature Drift	< 2%(sr)		< 2%(sr)	
Short Circuit Protection	-		-	
Overload Trip Point	-		-	
Time Delay Before Availability	<10ms		<10ms	
EMC	RFI>3V/M / EFT>1KV / ESD>4KV(contact)		RFI>3V/M / EFT>1KV / ESD>4KV(contact)	
Shock / Vibration	IEC 60947-5-2,Part7.4.1/IEC 60947-5-2,Part7.4.2		IEC 60947-5-2,Part7.4.1/IEC 60947-5-2,Part7.4.2	
Material Active Face	PBT		PBT	
DC 3 wire 10-30V NPN N.O.	-		-	
DC 3 wire 10-30V NPN N.C.	-		-	
DC 3 wire 10-30V PNP N.O.	-		-	
DC 3 wire 10-30V PNP N.C.	-		-	
DC 4 wire 10-30V Changeover PNP (N.O. & N.C.)	-		-	
DC 4 wire 10-30V Changeover NPN (N.O. & N.C.)	-		-	
DC 2 wire 10-60V N.O.	-		-	
DC 2 wire 10-60V N.C.	-		-	
DC 2 wire 6-12V NAMUR	D6B1-M1805-NA ┆ D6B2-M1808-NA	17	D6B1-M1805-NA/LED ┆ D6B2-M1808-NA/LED	17
DC 3 wire 10-55v NPN N.C.	-		-	
DC 3 wire 10-55v PNP N.O.	-		-	
DC 3 wire 10-55v PNP N.C.	-		-	
DC 3 wire 5-36V PNP N.C.	-		-	
DC 3 wire 5-36V PNP N.O.	-		-	
DC 3 wire 5-36V NPN N.C.	-		-	
DC 3 wire 5-36V NPN N.O.	-		-	
DC 4 wire 5-36V Changeover PNP (N.O & N.C.)	-		-	
DC 4 wire 5-36V Changeover NPN (N.O & N.C.)	-		-	
Wiring diagram number				
Dimensions (unit: mm)	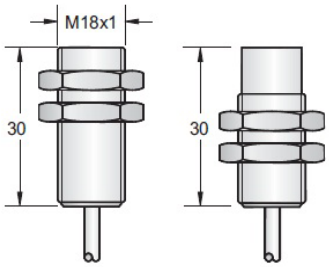		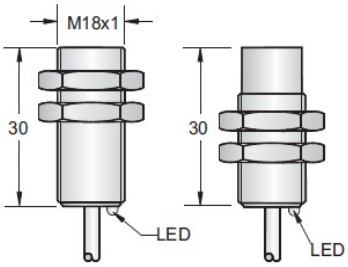	
Cable 2M (PVC)	5.8φ2x0.5		5.8φ2x0.5	
Weight	approx.126 g		approx.126 g	

Subject to modifications without notice

Tel: +86-755-2646 7962 Fax: +86-755-2646 7925 MSN: dfan852@hotmail.com
Web: www.mountiger.com E-mail: sales@mountiger.com QQ: 873764592

Mountiger Sensing the future

NAMUR INDUCTIVE PROXIMITY SWITCH(M30)

Diameter	M30		M30	
Shielded/non-Shielded	Shielded/ Non-Shiedled		Shielded/ Non-Shiedled	
Switching Distance Sn mm	10mm / 15mm		10mm / 15mm	
Housing Material	stainless Steel or nickel Plated brass		stainless Steel or nickel Plated brass	
With LED/Without LED	Without LED		With LED	
Picture				
Operating Voltage	6-12VDC		6-12VDC	
Ripple	-		-	
No Load Current	> 2.2mA(OFF) / <1.1mA(ON)		<1.1mA(OFF) / > 2.2mA(ON)	
Switching Frequency	300HZ/100HZ		300HZ/100HZ	
Response Time	0.5ms/0.5ms / 1ms/1ms		0.5ms/0.5ms / 1ms/1ms	
Switching Hysteresis	<15%(sr)		<15%(sr)	
Repeat Accuracy	-		-	
Protection Category	IP67		IP67	
Operating Temperature	-25 ℃ - +75 ℃		-25 ℃ - +75 ℃	
Temperature Drift	< 2%(sr)		< 2%(sr)	
Short Circuit Protection	-		-	
Overload Trip Point	-		-	
Time Delay Before Availability	<10ms		<10ms	
EMC	RFI>3V/M / EFT>1KV / ESD>4KV(contact)		RFI>3V/M / EFT>1KV / ESD>4KV(contact)	
Shock / Vibration	IEC 60947-5-2,Part7.4.1/IEC 60947-5-2,Part7.4.2		IEC 60947-5-2,Part7.4.1/IEC 60947-5-2,Part7.4.2	
Material Active Face	PBT		PBT	
DC 3 wire 10-30V NPN N.O.	-		-	
DC 3 wire 10-30V NPN N.C.	-		-	
DC 3 wire 10-30V PNP N.O.	-		-	
DC 3 wire 10-30V PNP N.C.	-		-	
DC 4 wire 10-30V Changeover PNP (N.O. & N.C.)	-		-	
DC 4 wire 10-30V Changeover NPN (N.O. & N.C.)	-		-	
DC 2 wire 10-60V N.O.	-		-	
DC 2 wire 10-60V N.C.	-		-	
DC 2 wire 6-12V NAMUR	D6B1-M3010-NA ¦ D6B2-M3015-NA	17	D6B1-M3010-NA/LED ¦ D6B2-M3015-NA/LED	17
DC 3 wire 10-55v NPN N.C.	-		-	
DC 3 wire 10-55v PNP N.O.	-		-	
DC 3 wire 10-55v PNP N.C.	-		-	
DC 3 wire 5-36V PNP N.C.	-		-	
DC 3 wire 5-36V PNP N.O.	-		-	
DC 3 wire 5-36V NPN N.C.	-		-	
DC 3 wire 5-36V NPN N.O.	-		-	
DC 4 wire 5-36V Changeover PNP (N.O & N.C.)	-		-	
DC 4 wire 5-36V Changeover NPN (N.O & N.C.)	-		-	
Wiring diagram number				
Dimensions (unit: mm)	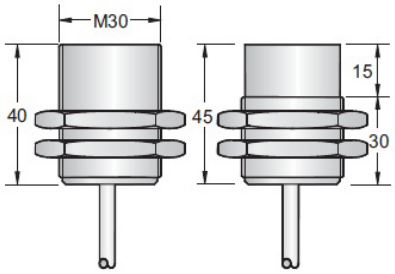		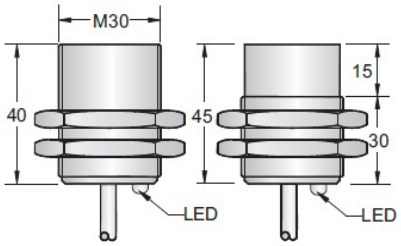	
Cable 2M (PVC)	5.8φ2x0.5		5.8φ2x0.5	
Weight	approx.185 g / approx.167 g		approx.185 g / approx.167 g	

Subject to modifications without notice

Tel: +86-755-2646 7962 Fax: +86-755-2646 7925 MSN: dfan852@hotmail.com
Web: www.mountiger.com E-mail: sales@mountiger.com QQ: 873764592

Mountiger Sensing the future

NAMUR INDUCTIVE PROXIMITY SWITCH(Q40)

Diameter	Q40		Q40	
Shielded/non-Shielded	Shielded		Non-Shiedled	
Switching Distance Sn mm	15mm		30mm	
Housing Material	PBT		PBT	
With LED/Without LED	Without LED		Without LED	
Picture				
Operating Voltage	6-12VDC		6-12VDC	
Ripple	-		-	
No Load Current	> 2.2mA(OFF) / <1.1mA(ON)		> 2.2mA(OFF) / <1.1mA(ON)	
Switching Frequency	100HZ		100HZ	
Response Time	0.5ms/0.5ms / 1ms/1ms		0.5ms/0.5ms / 1ms/1ms	
Switching Hysteresis	<15%(sr)		<15%(sr)	
Repeat Accuracy	-		-	
Protection Category	IP67		IP67	
Operating Temperature	-25 ℃ - +75 ℃		-25 ℃ - +75 ℃	
Temperature Drift	< 2%(sr)		< 2%(sr)	
Short Circuit Protection	-		-	
Overload Trip Point	-		-	
Time Delay Before Availability	<10ms		<10ms	
EMC	RFI>3V/M / EFT>1KV / ESD>4KV(contact)		RFI>3V/M / EFT>1KV / ESD>4KV(contact)	
Shock / Vibration	IEC 60947-5-2,Part7.4.1/IEC 60947-5-2,Part7.4.2		IEC 60947-5-2,Part7.4.1/IEC 60947-5-2,Part7.4.2	
Material Active Face	PBT		PBT	
DC 3 wire 10-30V NPN N.O.	-		-	
DC 3 wire 10-30V NPN N.C.	-		-	
DC 3 wire 10-30V PNP N.O.	-		-	
DC 3 wire 10-30V PNP N.C.	-		-	
DC 4 wire 10-30V Changeover PNP (N.O. & N.C.)	-		-	
DC 4 wire 10-30V Changeover NPN (N.O. & N.C.)	-		-	
DC 2 wire 10-60V N.O.	-		-	
DC 2 wire 10-60V N.C.	-		-	
DC 2 wire 6-12V NAMUR	D6P1-Q4015-NA	19	D6P2-Q4030-NA	19
DC 3 wire 10-55v NPN N.C.	-		-	
DC 3 wire 10-55v PNP N.O.	-		-	
DC 3 wire 10-55v PNP N.C.	-		-	
DC 3 wire 5-36V PNP N.C.	-		-	
DC 3 wire 5-36V PNP N.O.	-		-	
DC 3 wire 5-36V NPN N.C.	-		-	
DC 3 wire 5-36V NPN N.O.	-		-	
DC 4 wire 5-36V Changeover PNP (N.O & N.C.)	-		-	
DC 4 wire 5-36V Changeover NPN (N.O & N.C.)	-		-	
Wiring diagram number				
Dimensions (unit: mm)	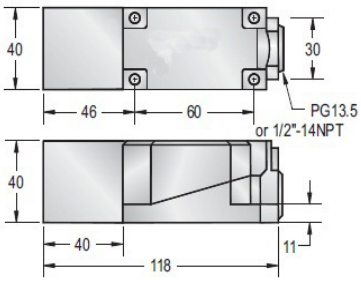		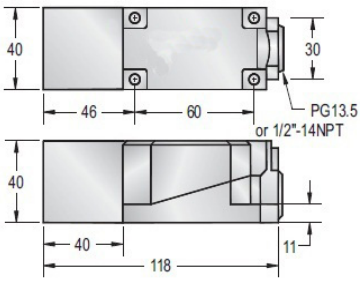	
Connection	terminal		terminal	
Weight	approx.285 g		approx.285 g	

Subject to modifications without notice

Tel: +86-755-2646 7962 Fax: +86-755-2646 7925 MSN: dfan852@hotmail.com
Web: www.mountiger.com E-mail: sales@mountiger.com QQ: 873764592

Mountiger Sensing the future

NAMUR INDUCTIVE PROXIMITY SWITCH(Q40)

Diameter	Q40		Q40	
Shielded/non-Shielded	Shielded		Non-Shiedled	
Switching Distance Sn mm	15mm		30mm	
Housing Material	PBT		PBT	
With LED/Without LED	With LED		With LED	
Picture				
Operating Voltage	6-12VDC		6-12VDC	
Ripple	-		-	
No Load Current	<1.1mA(OFF) / > 2.2mA(ON)		<1.1mA(OFF) / > 2.2mA(ON)	
Switching Frequency	100HZ		100HZ	
Response Time	0.5ms/0.5ms / 1ms/1ms		0.5ms/0.5ms / 1ms/1ms	
Switching Hysteresis	<15%(sr)		<15%(sr)	
Repeat Accuracy	-		-	
Protection Category	IP67		IP67	
Operating Temperature	-25 ℃ - +75 ℃		-25 ℃ - +75 ℃	
Temperature Drift	< 2%(sr)		< 2%(sr)	
Short Circuit Protection	-		-	
Overload Trip Point	-		-	
Time Delay Before Availability	<10ms		<10ms	
EMC	RFI>3V/M / EFT>1KV / ESD>4KV(contact)		RFI>3V/M / EFT>1KV / ESD>4KV(contact)	
Shock / Vibration	IEC 60947-5-2,Part7.4.1/IEC 60947-5-2,Part7.4.2		IEC 60947-5-2,Part7.4.1/IEC 60947-5-2,Part7.4.2	
Material Active Face	PBT		PBT	
DC 3 wire 10-30V NPN N.O.	-		-	
DC 3 wire 10-30V NPN N.C.	-		-	
DC 3 wire 10-30V PNP N.O.	-		-	
DC 3 wire 10-30V PNP N.C.	-		-	
DC 4 wire 10-30V Changeover PNP (N.O. & N.C.)	-		-	
DC 4 wire 10-30V Changeover NPN (N.O. & N.C.)	-		-	
DC 2 wire 10-60V N.O.	-		-	
DC 2 wire 10-60V N.C.	-		-	
DC 2 wire 6-12V NAMUR	D6P1-Q4015-NA/LED	19	D6P2-Q4030-NA/LED	19
DC 3 wire 10-55v NPN N.C.	-		-	
DC 3 wire 10-55v PNP N.O.	-		-	
DC 3 wire 10-55v PNP N.C.	-		-	
DC 3 wire 5-36V PNP N.C.	-		-	
DC 3 wire 5-36V PNP N.O.	-		-	
DC 3 wire 5-36V NPN N.C.	-		-	
DC 3 wire 5-36V NPN N.O.	-		-	
DC 4 wire 5-36V Changeover PNP (N.O & N.C.)	-		-	
DC 4 wire 5-36V Changeover NPN (N.O & N.C.)	-		-	
Wiring diagram number				
Dimensions (unit: mm)	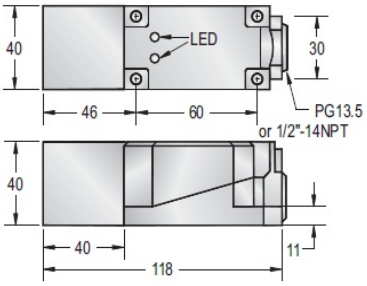		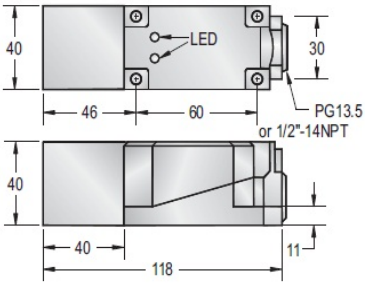	
Connection	terminal		terminal	
Weight	approx.285 g		approx.285 g	

Subject to modifications without notice

Tel: +86-755-2646 7962 Fax: +86-755-2646 7925 MSN: dfan852@hotmail.com
Web: www.mountiger.com E-mail: sales@mountiger.com QQ: 873764592

Mountiger Sensing the future

DC METAL FACE INDUCTIVE PROXIMITY SWITCH

Diameter	Sn (mm)	Shielded/ non-Shielded	Housing Material	Housing Size(mm)	Terminal Version	Power	Page
M8	1mm / 2mm	Shielded/ Non-Shielded	stainless Steel	M8x45	Cable	10-30VDC	A6-01
M8	1mm / 2mm	Shielded/ Non-Shielded	stainless Steel	M8x30	Cable	10-30VDC	A6-02
M8	1mm / 2mm	Shielded/ Non-Shielded	stainless Steel	M8x60	Pico-style	10-30VDC	A6-03
M8	1mm / 2mm	Shielded/ Non-Shielded	stainless Steel	M8x70	Euro-style	10-30VDC	A6-04
M8	1mm / 2mm	Shielded/ Non-Shielded	stainless Steel	M8x45	Pico-style	10-30VDC	A6-05
M8	1mm / 2mm	Shielded/ Non-Shielded	stainless Steel	M8x53	Euro-style	10-30VDC	A6-06
M8	2mm / 4mm	Shielded/ Non-Shielded	stainless Steel	M8x45	Cable	10-30VDC	A6-07
M8	2mm / 4mm	Shielded/ Non-Shielded	stainless Steel	M8x30	Cable	10-30VDC	A6-08
M8	2mm / 4mm	Shielded/ Non-Shielded	stainless Steel	M8x60	Pico-style	10-30VDC	A6-09
M8	2mm / 4mm	Shielded/ Non-Shielded	stainless Steel	M8x70	Euro-style	10-30VDC	A6-10
M8	2mm / 4mm	Shielded/ Non-Shielded	stainless Steel	M8x45	Pico-style	10-30VDC	A6-11
M8	2mm / 4mm	Shielded/ Non-Shielded	stainless Steel	M8x53	Euro-style	10-30VDC	A6-12
M12	2mm / 4mm	Shielded/ Non-Shielded	stainless Steel	M12x50	Cable	10-30VDC	A6-13
M12	2mm / 4mm	Shielded/ Non-Shielded	stainless Steel	M12x30	Cable	10-30VDC	A6-14

DC METAL FACE INDUCTIVE PROXIMITY SWITCH

Diameter	Sn (mm)	Shielded/ non-Shielded	Housing Material	Housing Size(mm)	Terminal Version	Power	Page
M12	2mm / 4mm	Shielded/ Non-Shielded	stainless Steel	M12x68	Euro-style	10-30VDC	A6-15
M12	2mm / 4mm	Shielded/ Non-Shielded	stainless Steel	M12x50	Euro-style	10-30VDC	A6-16
M12	4mm / 6mm	Shielded/ Non-Shielded	stainless Steel	M12x50	Cable	10-30VDC	A6-17
M12	4mm / 6mm	Shielded/ Non-Shielded	stainless Steel	M12x30	Cable	10-30VDC	A6-18
M12	4mm / 6mm	Shielded/ Non-Shielded	stainless Steel	M12x68	Euro-style	10-30VDC	A6-19
M12	4mm / 6mm	Shielded/ Non-Shielded	stainless Steel	M12x50	Euro-style	10-30VDC	A6-20
M18	5mm / 8mm	Shielded/ Non-Shielded	stainless Steel	M18x55	Cable	10-30VDC	A6-22
M18	5mm / 8mm	Shielded/ Non-Shielded	stainless Steel	M18x35 / M18x40	Cable	10-30VDC	A6-24
M18	5mm / 8mm	Shielded/ Non-Shielded	stainless Steel	M18x79	Euro-style	10-30VDC	A6-25
M18	5mm / 8mm	Shielded/ Non-Shielded	stainless Steel	M18x48 / M18x53	Euro-style	10-30VDC	A6-26
M18	8mm	Shielded	stainless Steel	M18x55	Cable	10-30VDC	A6-28
M18	8mm	Shielded	stainless Steel	M18x35	Cable	10-30VDC	A6-30
M18	8mm	Shielded	stainless Steel	M18x48	Euro-style	10-30VDC	A6-30
M18	8mm	Shielded	stainless Steel	M18x79	Euro-style	10-30VDC	A6-31
M30	10mm /13mm	Shielded/ Non-Shielded	stainless Steel	M30x55	Cable	10-30VDC	A6-37
M30	10mm /13mm	Shielded/ Non-Shielded	stainless Steel	M30x35 / M30x40	Cable	10-30VDC	A6-38
Diameter	Sn (mm)	Shielded/ non-Shielded	Housing Material	Housing Size(mm)	Terminal Version	Power	Page
M30	10mm /13mm	Shielded/ Non-Shielded	stainless Steel	M30x78	Euro-style	10-30VDC	A6-39
M30	10mm /13mm	Shielded/ Non-Shielded	stainless Steel	M30x48 / M30x53	Euro-style	10-30VDC	A6-40

DC METAL FACE INDUCTIVE PROXIMITY SWITCH

DC METAL FACE INDUCTIVE PROXIMITY SWITCH FERROUS ONLY SENSING							
M12	2mm / 4mm	Shielded/ Non-Shielded	stainless Steel	M12x50	Cable	10-30VDC	A6-53
M12	2mm / 4mm	Shielded/ Non-Shielded	stainless Steel	M12x68	Euro-style	10-30VDC	A6-54
M18	5mm / 8mm	Shielded/ Non-Shielded	stainless Steel	M18x55	Cable	10-30VDC	A6-55
M18	5mm / 8mm	Shielded/ Non-Shielded	stainless Steel	M18x79	Euro-style	10-30VDC	A6-56
M30	10mm	Shielded/ Non-Shielded	stainless Steel	M30x55	Cable	10-30VDC	A6-58
M30	10mm	Shielded/ Non-Shielded	stainless Steel	M30x78	Euro-style	10-30VDC	A6-58
DC METAL FACE INDUCTIVE PROXIMITY SWITCH NON-FERROUS ONLY SENSING							
M12	2mm / 4mm	Shielded/ Non-Shielded	stainless Steel	M12x50	Cable	10-30VDC	A6-60
M12	2mm / 4mm	Shielded/ Non-Shielded	stainless Steel	M12x68	Euro-style	10-30VDC	A6-61
M18	5mm / 8mm	Shielded/ Non-Shielded	stainless Steel	M18x55	Cable	10-30VDC	A6-62
M18	5mm / 8mm	Shielded/ Non-Shielded	stainless Steel	M18x79	Euro-style	10-30VDC	A6-63
M30	10mm	Shielded/ Non-Shielded	stainless Steel	M30x55	Cable	10-30VDC	A6-65
M30	10mm	Shielded/ Non-Shielded	stainless Steel	M30x78	Euro-style	10-30VDC	A6-65

DC METAL FACE INDUCTIVE PROXIMITY SWITCH (M8)

Diameter	M8		M8	
Shielded/non-Shielded	Shielded		Non-Shielded	
Switching Distance Sn mm	1 mm		2 mm	
Housing Material	Stainless Steel		Stainless Steel	
With LED/Without LED	With LED		With LED	
Picture				
Operating Voltage	10-30VDC		10-30VDC	
Ripple	<10%		<10%	
No Load Current	<10mA		<10mA	
Max. Load Current	200mA		200mA	
Leakge Current	<0.01mA		<0.01mA	
Voltage Drop	<1.5V		<1.5V	
Switching Frequency	2KHZ		2KHZ	
Response Time	0.1ms/0.1ms		0.1ms/0.1ms	
Switching Hysteresis	<15%(sr)		<15%(sr)	
Repeat Accuracy	<1.0%(sr)		<1.0%(sr)	
Protection Category	IP67		IP67	
Operating Temperature	-25 ℃ - +75 ℃		-25 ℃ - +75 ℃	
Temperature Drift	<10%(sr)		<10%(sr)	
Short Circuit Protection	YES		YES	
Overload Trip Point	220mA		220mA	
Material Active Face	Stainless steel		Stainless steel	
DC 3 wire 10-30V NPN N.O.	M1S1-M0801N-O3A2	1	M1S2-M0802N-O3A2	1
DC 3 wire 10-30V NPN N.C.	M1S1-M0801N-C3A2	2	M1S2-M0802N-C3A2	2
DC 3 wire 10-30V PNP N.O.	M1S1-M0801P-O3A2	3	M1S2-M0802P-O3A2	3
DC 3 wire 10-30V PNP N.C.	M1S1-M0801P-C3A2	4	M1S2-M0802P-C3A2	4
DC 4 wire 10-30V Changeover PNP (N.O. & N.C.)	-		-	
DC 4 wire 10-30V Changeover NPN (N.O. & N.C.)	-		-	
DC 2 wire 10-60V N.O.	-		-	
DC 2 wire 10-60V N.C.	-		-	
DC 3 wire 10-55v NPN N.O.	-		-	
DC 3 wire 10-55v NPN N.C.	-		-	
DC 3 wire 10-55v PNP N.O.	-		-	
DC 3 wire 10-55v PNP N.C.	-		-	
DC 3 wire 5-36V PNP N.C.	-		-	
DC 3 wire 5-36V PNP N.O.	-		-	
DC 3 wire 5-36V NPN N.C.	-		-	
DC 3 wire 5-36V NPN N.O.	-		-	
DC 4 wire 5-36V Changeover PNP (N.O & N.C.)	-		-	
DC 4 wire 5-36V Changeover NPN (N.O & N.C.)	-		-	
Wiring diagram number				
Dimensions (unit: mm)	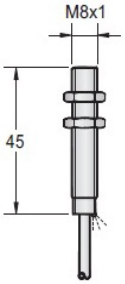		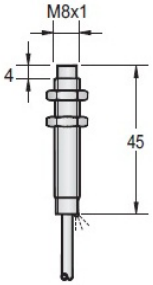	
Cable 2M (PVC)	3φ 3x0.15		3φ 3x0.15	
Weight	approx. 40 g		approx. 40 g	

Subject to modifications without notice

Tel: +86-755-2646 7962 Fax: +86-755-2646 7925 MSN: dfan852@hotmail.com
Web: www.mountiger.com E-mail: sales@mountiger.com QQ: 873764592

Mountiger Sensing the future

DC METAL FACE INDUCTIVE PROXIMITY SWITCH (M8)

Diameter	M8		M8	
Shielded/non-Shielded	Shielded		Non-Shielded	
Switching Distance Sn mm	1 mm		2 mm	
Housing Material	Stainless Steel		Stainless Steel	
With LED/Without LED	With LED		With LED	
Picture				
Operating Voltage	10-30VDC		10-30VDC	
Ripple	<10%		<10%	
No Load Current	<10mA		<10mA	
Max. Load Current	200mA		200mA	
Leakge Current	<0.01mA		<0.01mA	
Voltage Drop	<1.5V		<1.5V	
Switching Frequency	2KHZ		2KHZ	
Response Time	0.1ms/0.1ms		0.1ms/0.1ms	
Switching Hysteresis	<15%(sr)		<15%(sr)	
Repeat Accuracy	<1.0%(sr)		<1.0%(sr)	
Protection Category	IP67		IP67	
Operating Temperature	-25 ℃ - +75 ℃		-25 ℃ - +75 ℃	
Temperature Drift	<10%(sr)		<10%(sr)	
Short Circuit Protection	YES		YES	
Overload Trip Point	220mA		220mA	
Material Active Face	Stainless steel		Stainless steel	
DC 3 wire 10-30V NPN N.O.	M1S1-M0801N-O3S2	1	M1S2-M0802N-O3S2	1
DC 3 wire 10-30V NPN N.C.	M1S1-M0801N-C3S2	2	M1S2-M0802N-C3S2	2
DC 3 wire 10-30V PNP N.O.	M1S1-M0801P-O3S2	3	M1S2-M0802P-O3S2	3
DC 3 wire 10-30V PNP N.C.	M1S1-M0801P-C3S2	4	M1S2-M0802P-C3S2	4
DC 4 wire 10-30V Changeover PNP (N.O. & N.C.)	-		-	
DC 4 wire 10-30V Changeover NPN (N.O. & N.C.)	-		-	
DC 2 wire 10-60V N.O.	-		-	
DC 2 wire 10-60V N.C.	-		-	
DC 3 wire 10-55v NPN N.O.	-		-	
DC 3 wire 10-55v NPN N.C.	-		-	
DC 3 wire 10-55v PNP N.O.	-		-	
DC 3 wire 10-55v PNP N.C.	-		-	
DC 3 wire 5-36V PNP N.C.	-		-	
DC 3 wire 5-36V PNP N.O.	-		-	
DC 3 wire 5-36V NPN N.C.	-		-	
DC 3 wire 5-36V NPN N.O.	-		-	
DC 4 wire 5-36V Changeover PNP (N.O & N.C.)	-		-	
DC 4 wire 5-36V Changeover NPN (N.O & N.C.)	-		-	
Wiring diagram number				
Dimensions (unit: mm)	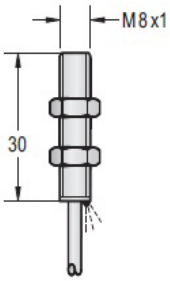		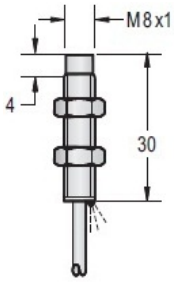	
Cable 2M (PVC)	3φ 3x0.15		3φ 3x0.15	
Weight	approx. 37 g		approx. 37 g	

Subject to modifications without notice

Tel: +86-755-2646 7962 Fax: +86-755-2646 7925 MSN: dfan852@hotmail.com
Web: www.mountiger.com E-mail: sales@mountiger.com QQ: 873764592

Mountiger Sensing the future

DC METAL FACE INDUCTIVE PROXIMITY SWITCH (M8)

Diameter	M8		M8	
Shielded/non-Shielded	Shielded		Non-Shielded	
Switching Distance Sn mm	1 mm		2 mm	
Housing Material	Stainless Steel		Stainless Steel	
With LED/Without LED	With LED		With LED	
Picture				
Operating Voltage	10-30VDC		10-30VDC	
Ripple	<10%		<10%	
No Load Current	<10mA		<10mA	
Max. Load Current	200mA		200mA	
Leakge Current	<0.01mA		<0.01mA	
Voltage Drop	<1.5V		<1.5V	
Switching Frequency	2KHZ		2KHZ	
Response Time	0.1ms/0.1ms		0.1ms/0.1ms	
Switching Hysteresis	<15%(sr)		<15%(sr)	
Repeat Accuracy	<1.0%(sr)		<1.0%(sr)	
Protection Category	IP67		IP67	
Operating Temperature	-25 ℃ - +75 ℃		-25 ℃ - +75 ℃	
Temperature Drift	<10%(sr)		<10%(sr)	
Short Circuit Protection	YES		YES	
Overload Trip Point	220mA		220mA	
Material Active Face	Stainless steel		Stainless steel	
DC 3 wire 10-30V NPN N.O.	M1S1-M0801N-OPA3	25	M1S2-M0802N-OPA3	25
DC 3 wire 10-30V NPN N.C.	M1S1-M0801N-CPA3	25	M1S2-M0802N-CPA3	25
DC 3 wire 10-30V PNP N.O.	M1S1-M0801P-OPA3	26	M1S2-M0802P-OPA3	26
DC 3 wire 10-30V PNP N.C.	M1S1-M0801P-CPA3	26	M1S2-M0802P-CPA3	26
DC 4 wire 10-30V Changeover PNP (N.O. & N.C.)	-		-	
DC 4 wire 10-30V Changeover NPN (N.O. & N.C.)	-		-	
DC 2 wire 10-60V N.O.	-		-	
DC 2 wire 10-60V N.C.	-		-	
DC 3 wire 10-55v NPN N.O.	-		-	
DC 3 wire 10-55v NPN N.C.	-		-	
DC 3 wire 10-55v PNP N.O.	-		-	
DC 3 wire 10-55v PNP N.C.	-		-	
DC 3 wire 5-36V PNP N.C.	-		-	
DC 3 wire 5-36V PNP N.O.	-		-	
DC 3 wire 5-36V NPN N.C.	-		-	
DC 3 wire 5-36V NPN N.O.	-		-	
DC 4 wire 5-36V Changeover PNP (N.O & N.C.)	-		-	
DC 4 wire 5-36V Changeover NPN (N.O & N.C.)	-		-	
Wiring diagram number				
Dimensions (unit: mm)	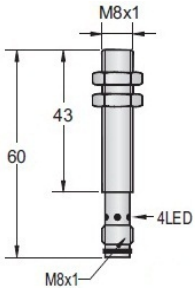		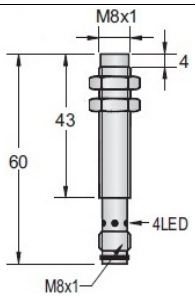	
Cable 2M (PVC)	M8 Pico-style		M8 Pico-style	
Weight	approx. 15 g		approx. 15 g	

Subject to modifications without notice

Tel: +86-755-2646 7962 Fax: +86-755-2646 7925 MSN: dfan852@hotmail.com
Web: www.mountiger.com E-mail: sales@mountiger.com QQ: 873764592

Mountiger Sensing the future

DC METAL FACE INDUCTIVE PROXIMITY SWITCH (M8)

Diameter	M8		M8	
Shielded/non-Shielded	Shielded		Non-Shielded	
Switching Distance Sn mm	1 mm		2 mm	
Housing Material	Stainless Steel		Stainless Steel	
With LED/Without LED	With LED		With LED	
Picture				
Operating Voltage	10-30VDC		10-30VDC	
Ripple	<10%		<10%	
No Load Current	<10mA		<10mA	
Max. Load Current	200mA		200mA	
Leakge Current	<0.01mA		<0.01mA	
Voltage Drop	<1.5V		<1.5V	
Switching Frequency	2KHZ		2KHZ	
Response Time	0.1ms/0.1ms		0.1ms/0.1ms	
Switching Hysteresis	<15%(sr)		<15%(sr)	
Repeat Accuracy	<1.0%(sr)		<1.0%(sr)	
Protection Category	IP67		IP67	
Operating Temperature	-25 ℃ - +75 ℃		-25 ℃ - +75 ℃	
Temperature Drift	<10%(sr)		<10%(sr)	
Short Circuit Protection	YES		YES	
Overload Trip Point	220mA		220mA	
Material Active Face	Stainless steel		Stainless steel	
DC 3 wire 10-30V NPN N.O.	M1S1-M0801N-OPS3	25	M1S2-M0802N-OPS3	25
DC 3 wire 10-30V NPN N.C.	M1S1-M0801N-CPS3	25	M1S2-M0802N-CPS3	25
DC 3 wire 10-30V PNP N.O.	M1S1-M0801P-OPS3	26	M1S2-M0802P-OPS3	26
DC 3 wire 10-30V PNP N.C.	M1S1-M0801P-CPS3	26	M1S2-M0802P-CPS3	26
DC 4 wire 10-30V Changeover PNP (N.O. & N.C.)	-		-	
DC 4 wire 10-30V Changeover NPN (N.O. & N.C.)	-		-	
DC 2 wire 10-60V N.O.	-		-	
DC 2 wire 10-60V N.C.	-		-	
DC 3 wire 10-55v NPN N.O.	-		-	
DC 3 wire 10-55v NPN N.C.	-		-	
DC 3 wire 10-55v PNP N.O.	-		-	
DC 3 wire 10-55v PNP N.C.	-		-	
DC 3 wire 5-36V PNP N.C.	-		-	
DC 3 wire 5-36V PNP N.O.	-		-	
DC 3 wire 5-36V NPN N.C.	-		-	
DC 3 wire 5-36V NPN N.O.	-		-	
DC 4 wire 5-36V Changeover PNP (N.O & N.C.)	-		-	
DC 4 wire 5-36V Changeover NPN (N.O & N.C.)	-		-	
Wiring diagram number				
Dimensions (unit: mm)	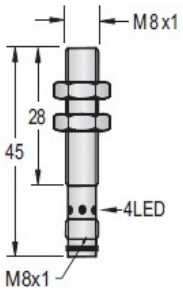		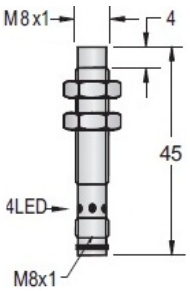	
Cable 2M (PVC)	M8 Pico-style		M8 Pico-style	
Weight	approx. 12 g		approx. 12 g	

Subject to modifications without notice

Tel: +86-755-2646 7962 Fax: +86-755-2646 7925 MSN: dfan852@hotmail.com
Web: www.mountiger.com E-mail: sales@mountiger.com QQ: 873764592

Mountiger Sensing the future

DC METAL FACE INDUCTIVE PROXIMITY SWITCH (M8)

Diameter	M8		M8	
Shielded/non-Shielded	Shielded		Non-Shielded	
Switching Distance Sn mm	1 mm		2 mm	
Housing Material	Stainless Steel		Stainless Steel	
With LED/Without LED	With LED		With LED	
Picture				
Operating Voltage	10-30VDC		10-30VDC	
Ripple	<10%		<10%	
No Load Current	<10mA		<10mA	
Max. Load Current	200mA		200mA	
Leakge Current	<0.01mA		<0.01mA	
Voltage Drop	<1.5V		<1.5V	
Switching Frequency	2KHZ		2KHZ	
Response Time	0.1ms/0.1ms		0.1ms/0.1ms	
Switching Hysteresis	<15%(sr)		<15%(sr)	
Repeat Accuracy	<1.0%(sr)		<1.0%(sr)	
Protection Category	IP67		IP67	
Operating Temperature	-25 ℃ - +75 ℃		-25 ℃ - +75 ℃	
Temperature Drift	<10%(sr)		<10%(sr)	
Short Circuit Protection	YES		YES	
Overload Trip Point	220mA		220mA	
Material Active Face	Stainless steel		Stainless steel	
DC 3 wire 10-30V NPN N.O.	M1S1-M0801N-OEA4	31	M1S2-M0802N-OEA4	31
DC 3 wire 10-30V NPN N.C.	M1S1-M0801N-CEA4	32	M1S2-M0802N-CEA4	32
DC 3 wire 10-30V PNP N.O.	M1S1-M0801P-OEA4	33	M1S2-M0802P-OEA4	33
DC 3 wire 10-30V PNP N.C.	M1S1-M0801P-CEA4	34	M1S2-M0802P-CEA4	34
DC 4 wire 10-30V Changeover PNP (N.O. & N.C.)	-		-	
DC 4 wire 10-30V Changeover NPN (N.O. & N.C.)	-		-	
DC 2 wire 10-60V N.O.	-		-	
DC 2 wire 10-60V N.C.	-		-	
DC 3 wire 10-55v NPN N.O.	-		-	
DC 3 wire 10-55v NPN N.C.	-		-	
DC 3 wire 10-55v PNP N.O.	-		-	
DC 3 wire 10-55v PNP N.C.	-		-	
DC 3 wire 5-36V PNP N.C.	-		-	
DC 3 wire 5-36V PNP N.O.	-		-	
DC 3 wire 5-36V NPN N.C.	-		-	
DC 3 wire 5-36V NPN N.O.	-		-	
DC 4 wire 5-36V Changeover PNP (N.O & N.C.)	-		-	
DC 4 wire 5-36V Changeover NPN (N.O & N.C.)	-		-	
Wiring diagram number				
Dimensions (unit: mm)	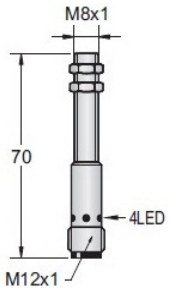		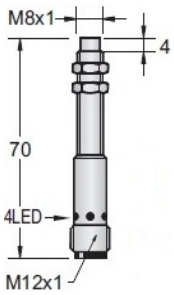	
Cable 2M (PVC)	M12 Euro-style		M12 Euro-style	
Weight	approx. 22 g		approx. 22 g	

Subject to modifications without notice

Tel: +86-755-2646 7962 Fax: +86-755-2646 7925 MSN: dfan852@hotmail.com
Web: www.mountiger.com E-mail: sales@mountiger.com QQ: 873764592

Mountiger Sensing the future

DC METAL FACE INDUCTIVE PROXIMITY SWITCH (M8)

Diameter	M8		M8	
Shielded/non-Shielded	Shielded		Non-Shielded	
Switching Distance Sn mm	1 mm		2 mm	
Housing Material	Stainless Steel		Stainless Steel	
With LED/Without LED	With LED		With LED	
Picture				
Operating Voltage	10-30VDC		10-30VDC	
Ripple	<10%		<10%	
No Load Current	<10mA		<10mA	
Max. Load Current	200mA		200mA	
Leakge Current	<0.01mA		<0.01mA	
Voltage Drop	<1.5V		<1.5V	
Switching Frequency	2KHZ		2KHZ	
Response Time	0.1ms/0.1ms		0.1ms/0.1ms	
Switching Hysteresis	<15%(sr)		<15%(sr)	
Repeat Accuracy	<1.0%(sr)		<1.0%(sr)	
Protection Category	IP67		IP67	
Operating Temperature	-25 ℃ - +75 ℃		-25 ℃ - +75 ℃	
Temperature Drift	<10%(sr)		<10%(sr)	
Short Circuit Protection	YES		YES	
Overload Trip Point	220mA		220mA	
Material Active Face	Stainless steel		Stainless steel	
DC 3 wire 10-30V NPN N.O.	M1S1-M0801N-OES4	31	M1S2-M0802N-OES4	31
DC 3 wire 10-30V NPN N.C.	M1S1-M0801N-CES4	32	M1S2-M0802N-CES4	32
DC 3 wire 10-30V PNP N.O.	M1S1-M0801P-OES4	33	M1S2-M0802P-OES4	33
DC 3 wire 10-30V PNP N.C.	M1S1-M0801P-CES4	34	M1S2-M0802P-CES4	34
DC 4 wire 10-30V Changeover PNP (N.O. & N.C.)	-		-	
DC 4 wire 10-30V Changeover NPN (N.O. & N.C.)	-		-	
DC 2 wire 10-60V N.O.	-		-	
DC 2 wire 10-60V N.C.	-		-	
DC 3 wire 10-55v NPN N.O.	-		-	
DC 3 wire 10-55v NPN N.C.	-		-	
DC 3 wire 10-55v PNP N.O.	-		-	
DC 3 wire 10-55v PNP N.C.	-		-	
DC 3 wire 5-36V PNP N.C.	-		-	
DC 3 wire 5-36V PNP N.O.	-		-	
DC 3 wire 5-36V NPN N.C.	-		-	
DC 3 wire 5-36V NPN N.O.	-		-	
DC 4 wire 5-36V Changeover PNP (N.O & N.C.)	-		-	
DC 4 wire 5-36V Changeover NPN (N.O & N.C.)	-		-	
Wiring diagram number				
Dimensions (unit: mm)	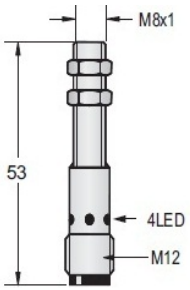		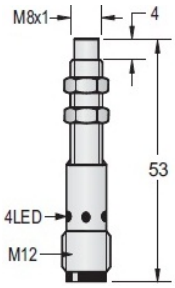	
Cable 2M (PVC)	M12 Euro-style		M12 Euro-style	
Weight	approx. 22 g		approx. 22 g	

Subject to modifications without notice

Tel: +86-755-2646 7962 Fax: +86-755-2646 7925 MSN: dfan852@hotmail.com
Web: www.mountiger.com E-mail: sales@mountiger.com QQ: 873764592

Mountiger Sensing the future

DC METAL FACE INDUCTIVE PROXIMITY SWITCH (M8)

Diameter	M8		M8	
Shielded/non-Shielded	Shielded		Non-shielded	
Switching Distance Sn mm	2 mm		3.5 mm	
Housing Material	Stainless Steel		Stainless Steel	
With LED/Without LED	With LED		With LED	
Picture				
Operating Voltage	10-30VDC		10-30VDC	
Ripple	<10%		<10%	
No Load Current	<10mA		<10mA	
Max. Load Current	200mA		200mA	
Leakge Current	<0.01mA		<0.01mA	
Voltage Drop	<1.5V		<1.5V	
Switching Frequency	2KHZ		1KHZ	
Response Time	0.1ms/0.1ms		0.1ms/0.1ms	
Switching Hysteresis	<15%(sr)		<15%(sr)	
Repeat Accuracy	<1.0%(sr)		<1.0%(sr)	
Protection Category	IP67		IP67	
Operating Temperature	-25 ℃ - +75 ℃		-25 ℃ - +75 ℃	
Temperature Drift	<10%(sr)		<10%(sr)	
Short Circuit Protection	YES		YES	
Overload Trip Point	220mA		220mA	
Material Active Face	Stainless steel		Stainless steel	
DC 3 wire 10-30V NPN N.O.	M1S1-M0802N-O3A2	1	M1S1-M083.5N-O3A2	1
DC 3 wire 10-30V NPN N.C.	M1S1-M0802N-C3A2	2	M1S2-M083.5N-C3A2	2
DC 3 wire 10-30V PNP N.O.	M1S1-M0802P-O3A2	3	M1S2-M083.5P-O3A2	3
DC 3 wire 10-30V PNP N.C.	M1S1-M0802P-C3A2	4	M1S2-M083.5P-C3A2	4
DC 4 wire 10-30V Changeover PNP (N.O. & N.C.)	-		-	
DC 4 wire 10-30V Changeover NPN (N.O. & N.C.)	-		-	
DC 2 wire 10-60V N.O.	-		-	
DC 2 wire 10-60V N.C.	-		-	
DC 3 wire 10-55v NPN N.O.	-		-	
DC 3 wire 10-55v NPN N.C.	-		-	
DC 3 wire 10-55v PNP N.O.	-		-	
DC 3 wire 10-55v PNP N.C.	-		-	
DC 3 wire 5-36V PNP N.C.	-		-	
DC 3 wire 5-36V PNP N.O.	-		-	
DC 3 wire 5-36V NPN N.C.	-		-	
DC 3 wire 5-36V NPN N.O.	-		-	
DC 4 wire 5-36V Changeover PNP (N.O & N.C.)	-		-	
DC 4 wire 5-36V Changeover NPN (N.O & N.C.)	-		-	
Wiring diagram number				
Dimensions (unit: mm)	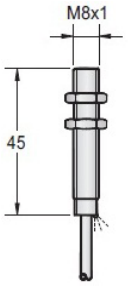		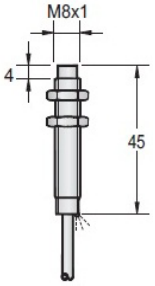	
Cable 2M (PVC)	3φ 3x0.15		3φ 3x0.15	
Weight	approx. 40 g		approx. 40 g	

Subject to modifications without notice

Tel: +86-755-2646 7962 Fax: +86-755-2646 7925 MSN: dfan852@hotmail.com
Web: www.mountiger.com E-mail: sales@mountiger.com QQ: 873764592

Mountiger Sensing the future

DC METAL FACE INDUCTIVE PROXIMITY SWITCH (M8)

Diameter	M8		M8	
Shielded/non-Shielded	Shielded		Non-shielded	
Switching Distance Sn mm	2 mm		3.5 mm	
Housing Material	Stainless Steel		Stainless Steel	
With LED/Without LED	With LED		With LED	
Picture				
Operating Voltage	10-30VDC		10-30VDC	
Ripple	<10%		<10%	
No Load Current	<10mA		<10mA	
Max. Load Current	200mA		200mA	
Leakge Current	<0.01mA		<0.01mA	
Voltage Drop	<1.5V		<1.5V	
Switching Frequency	2KHZ		1KHZ	
Response Time	0.1ms/0.1ms		0.1ms/0.1ms	
Switching Hysteresis	<15%(sr)		<15%(sr)	
Repeat Accuracy	<1.0%(sr)		<1.0%(sr)	
Protection Category	IP67		IP67	
Operating Temperature	-25 ℃ - +75 ℃		-25 ℃ - +75 ℃	
Temperature Drift	<10%(sr)		<10%(sr)	
Short Circuit Protection	YES		YES	
Overload Trip Point	220mA		220mA	
Material Active Face	Stainless steel		Stainless steel	
DC 3 wire 10-30V NPN N.O.	M1S1-M0802N-O3S2	1	M1S2-M083.5N-O3S2	1
DC 3 wire 10-30V NPN N.C.	M1S1-M0802N-C3S2	2	M1S2-M083.5N-C3S2	2
DC 3 wire 10-30V PNP N.O.	M1S1-M0802P-O3S2	3	M1S2-M083.5P-O3S2	3
DC 3 wire 10-30V PNP N.C.	M1S1-M0802P-C3S2	4	M1S2-M083.5P-C3S2	4
DC 4 wire 10-30V Changeover PNP (N.O. & N.C.)	-		-	
DC 4 wire 10-30V Changeover NPN (N.O. & N.C.)	-		-	
DC 2 wire 10-60V N.O.	-		-	
DC 2 wire 10-60V N.C.	-		-	
DC 3 wire 10-55v NPN N.O.	-		-	
DC 3 wire 10-55v NPN N.C.	-		-	
DC 3 wire 10-55v PNP N.O.	-		-	
DC 3 wire 10-55v PNP N.C.	-		-	
DC 3 wire 5-36V PNP N.C.	-		-	
DC 3 wire 5-36V PNP N.O.	-		-	
DC 3 wire 5-36V NPN N.C.	-		-	
DC 3 wire 5-36V NPN N.O.	-		-	
DC 4 wire 5-36V Changeover PNP (N.O & N.C.)	-		-	
DC 4 wire 5-36V Changeover NPN (N.O & N.C.)	-		-	
Wiring diagram number				
Dimensions (unit: mm)	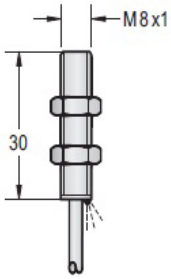		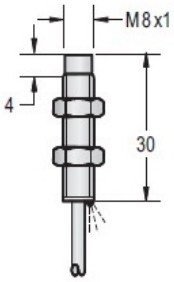	
Cable 2M (PVC)	3φ 3x0.15		3φ 3x0.15	
Weight	approx. 37 g		approx. 37 g	

Subject to modifications without notice

Tel: +86-755-2646 7962 Fax: +86-755-2646 7925 MSN: dfan852@hotmail.com
Web: www.mountiger.com E-mail: sales@mountiger.com QQ: 873764592

Mountiger Sensing the future

DC METAL FACE INDUCTIVE PROXIMITY SWITCH (M8)

Diameter	M8		M8	
Shielded/non-Shielded	Shielded		Non-shielded	
Switching Distance Sn mm	2 mm		3.5 mm	
Housing Material	Stainless Steel		Stainless Steel	
With LED/Without LED	With LED		With LED	
Picture				
Operating Voltage	10-30VDC		10-30VDC	
Ripple	<10%		<10%	
No Load Current	<10mA		<10mA	
Max. Load Current	200mA		200mA	
Leakge Current	<0.01mA		<0.01mA	
Voltage Drop	<1.5V		<1.5V	
Switching Frequency	2KHZ		1KHZ	
Response Time	0.1ms/0.1ms		0.1ms/0.1ms	
Switching Hysteresis	<15%(sr)		<15%(sr)	
Repeat Accuracy	<1.0%(sr)		<1.0%(sr)	
Protection Category	IP67		IP67	
Operating Temperature	-25 ℃ - +75 ℃		-25 ℃ - +75 ℃	
Temperature Drift	<10%(sr)		<10%(sr)	
Short Circuit Protection	YES		YES	
Overload Trip Point	220mA		220mA	
Material Active Face	Stainless steel		Stainless steel	
DC 3 wire 10-30V NPN N.O.	M1S1-M0802N-OPA3	25	M1S2-M083.5N-OPA3	25
DC 3 wire 10-30V NPN N.C.	M1S1-M0802N-CPA3	25	M1S2-M083.5N-CPA3	25
DC 3 wire 10-30V PNP N.O.	M1S1-M0802P-OPA3	26	M1S2-M083.5P-OPA3	26
DC 3 wire 10-30V PNP N.C.	M1S1-M0802P-CPA3	26	M1S2-M083.5P-CPA3	26
DC 4 wire 10-30V Changeover PNP (N.O. & N.C.)	-		-	
DC 4 wire 10-30V Changeover NPN (N.O. & N.C.)	-		-	
DC 2 wire 10-60V N.O.	-		-	
DC 2 wire 10-60V N.C.	-		-	
DC 3 wire 10-55v NPN N.O.	-		-	
DC 3 wire 10-55v NPN N.C.	-		-	
DC 3 wire 10-55v PNP N.O.	-		-	
DC 3 wire 10-55v PNP N.C.	-		-	
DC 3 wire 5-36V PNP N.C.	-		-	
DC 3 wire 5-36V PNP N.O.	-		-	
DC 3 wire 5-36V NPN N.C.	-		-	
DC 3 wire 5-36V NPN N.O.	-		-	
DC 4 wire 5-36V Changeover PNP (N.O & N.C.)	-		-	
DC 4 wire 5-36V Changeover NPN (N.O & N.C.)	-		-	
Wiring diagram number				
Dimensions (unit: mm)	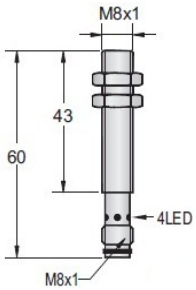		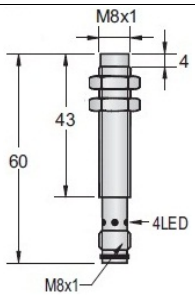	
Cable 2M (PVC)	M8 Pico-style		M8 Pico-style	
Weight	approx. 15 g		approx. 15 g	

Subject to modifications without notice

Tel: +86-755-2646 7962 Fax: +86-755-2646 7925 MSN: dfan852@hotmail.com
Web: www.mountiger.com E-mail: sales@mountiger.com QQ: 873764592

Mountiger Sensing the future

DC METAL FACE INDUCTIVE PROXIMITY SWITCH (M8)

Diameter	M8		M8	
Shielded/non-Shielded	Shielded		Non-shielded	
Switching Distance Sn mm	2 mm		3.5 mm	
Housing Material	Stainless Steel		Stainless Steel	
With LED/Without LED	With LED		With LED	
Picture				
Operating Voltage	10-30VDC		10-30VDC	
Ripple	<10%		<10%	
No Load Current	<10mA		<10mA	
Max. Load Current	200mA		200mA	
Leakge Current	<0.01mA		<0.01mA	
Voltage Drop	<1.5V		<1.5V	
Switching Frequency	2KHZ		1KHZ	
Response Time	0.1ms/0.1ms		0.1ms/0.1ms	
Switching Hysteresis	<15%(sr)		<15%(sr)	
Repeat Accuracy	<1.0%(sr)		<1.0%(sr)	
Protection Category	IP67		IP67	
Operating Temperature	-25 ℃ - +75 ℃		-25 ℃ - +75 ℃	
Temperature Drift	<10%(sr)		<10%(sr)	
Short Circuit Protection	YES		YES	
Overload Trip Point	220mA		220mA	
Material Active Face	Stainless steel		Stainless steel	
DC 3 wire 10-30V NPN N.O.	M1S1-M0802N-OPS3	25	M1S2-M083.5N-OPS3	25
DC 3 wire 10-30V NPN N.C.	M1S1-M0802N-CPS3	25	M1S2-M083.5N-CPS3	25
DC 3 wire 10-30V PNP N.O.	M1S1-M0802P-OPS3	26	M1S2-M083.5P-OPS3	26
DC 3 wire 10-30V PNP N.C.	M1S1-M0802P-CPS3	26	M1S2-M083.5P-CPS3	26
DC 4 wire 10-30V Changeover PNP (N.O. & N.C.)	-		-	
DC 4 wire 10-30V Changeover NPN (N.O. & N.C.)	-		-	
DC 2 wire 10-60V N.O.	-		-	
DC 2 wire 10-60V N.C.	-		-	
DC 3 wire 10-55v NPN N.O.	-		-	
DC 3 wire 10-55v NPN N.C.	-		-	
DC 3 wire 10-55v PNP N.O.	-		-	
DC 3 wire 10-55v PNP N.C.	-		-	
DC 3 wire 5-36V PNP N.C.	-		-	
DC 3 wire 5-36V PNP N.O.	-		-	
DC 3 wire 5-36V NPN N.C.	-		-	
DC 3 wire 5-36V NPN N.O.	-		-	
DC 4 wire 5-36V Changeover PNP (N.O & N.C.)	-		-	
DC 4 wire 5-36V Changeover NPN (N.O & N.C.)	-		-	
Wiring diagram number				
Dimensions (unit: mm)	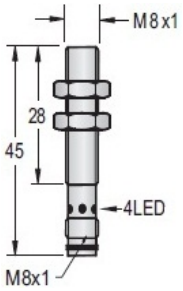		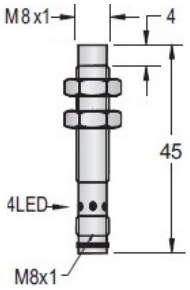	
Cable 2M (PVC)	M8 Pico-style		M8 Pico-style	
Weight	approx. 12 g		approx. 12 g	

Subject to modifications without notice

Tel: +86-755-2646 7962 Fax: +86-755-2646 7925 MSN: dfan852@hotmail.com
Web: www.mountiger.com E-mail: sales@mountiger.com QQ: 873764592

Mountiger Sensing the future

DC METAL FACE INDUCTIVE PROXIMITY SWITCH (M8)

Diameter	M8		M8	
Shielded/non-Shielded	Shielded		Non-shielded	
Switching Distance Sn mm	2 mm		3.5 mm	
Housing Material	Stainless Steel		Stainless Steel	
With LED/Without LED	With LED		With LED	
Picture				
Operating Voltage	10-30VDC		10-30VDC	
Ripple	<10%		<10%	
No Load Current	<10mA		<10mA	
Max. Load Current	200mA		200mA	
Leakge Current	<0.01mA		<0.01mA	
Voltage Drop	<1.5V		<1.5V	
Switching Frequency	2KHZ		1KHZ	
Response Time	0.1ms/0.1ms		0.1ms/0.1ms	
Switching Hysteresis	<15%(sr)		<15%(sr)	
Repeat Accuracy	<1.0%(sr)		<1.0%(sr)	
Protection Category	IP67		IP67	
Operating Temperature	-25 ℃ - +75 ℃		-25 ℃ - +75 ℃	
Temperature Drift	<10%(sr)		<10%(sr)	
Short Circuit Protection	YES		YES	
Overload Trip Point	220mA		220mA	
Material Active Face	Stainless steel		Stainless steel	
DC 3 wire 10-30V NPN N.O.	M1S1-M0802N-OEA4	31	M1S2-M083.5N-OEA4	31
DC 3 wire 10-30V NPN N.C.	M1S1-M0802N-CEA4	32	M1S2-M083.5N-CEA4	32
DC 3 wire 10-30V PNP N.O.	M1S1-M0802P-OEA4	33	M1S2-M083.5P-OEA4	33
DC 3 wire 10-30V PNP N.C.	M1S1-M0802P-CEA4	34	M1S2-M083.5P-CEA4	34
DC 4 wire 10-30V Changeover PNP (N.O. & N.C.)				
DC 4 wire 10-30V Changeover NPN (N.O. & N.C.)				
DC 2 wire 10-60V N.O.	-		-	
DC 2 wire 10-60V N.C.	-		-	
DC 3 wire 10-55v NPN N.O.	-		-	
DC 3 wire 10-55v NPN N.C.	-		-	
DC 3 wire 10-55v PNP N.O.	-		-	
DC 3 wire 10-55v PNP N.C.				
DC 3 wire 5-36V PNP N.C.				
DC 3 wire 5-36V PNP N.O.				
DC 3 wire 5-36V NPN N.C.				
DC 3 wire 5-36V NPN N.O.				
DC 4 wire 5-36V Changeover PNP (N.O & N.C.)				
DC 4 wire 5-36V Changeover NPN (N.O & N.C.)	-		-	
Wiring diagram number				
Dimensions (unit: mm)	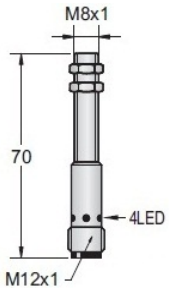		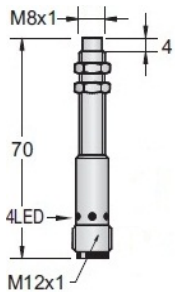	
Cable 2M (PVC)	M12 Euro-style		M12 Euro-style	
Weight	approx. 22 g		approx. 22 g	

Subject to modifications without notice

Tel: +86-755-2646 7962 Fax: +86-755-2646 7925 MSN: dfan852@hotmail.com
Web: www.mountiger.com E-mail: sales@mountiger.com QQ: 873764592

Mountiger Sensing the future

DC METAL FACE INDUCTIVE PROXIMITY SWITCH (M8)

Diameter	M8		M8	
Shielded/non-Shielded	Shielded		Non-shielded	
Switching Distance Sn mm	2 mm		3.5 mm	
Housing Material	Stainless Steel		Stainless Steel	
With LED/Without LED	With LED		With LED	
Picture				
Operating Voltage	10-30VDC		10-30VDC	
Ripple	<10%		<10%	
No Load Current	<10mA		<10mA	
Max. Load Current	200mA		200mA	
Leakge Current	<0.01mA		<0.01mA	
Voltage Drop	<1.5V		<1.5V	
Switching Frequency	2KHZ		1KHZ	
Response Time	0.1ms/0.1ms		0.1ms/0.1ms	
Switching Hysteresis	<15%(sr)		<15%(sr)	
Repeat Accuracy	<1.0%(sr)		<1.0%(sr)	
Protection Category	IP67		IP67	
Operating Temperature	-25 ℃ - +75 ℃		-25 ℃ - +75 ℃	
Temperature Drift	<10%(sr)		<10%(sr)	
Short Circuit Protection	YES		YES	
Overload Trip Point	220mA		220mA	
Material Active Face	Stainless steel		Stainless steel	
DC 3 wire 10-30V NPN N.O.	M1S1-M0802N-OES4	31	M1S2-M083.5N-OES4	31
DC 3 wire 10-30V NPN N.C.	M1S1-M0802N-CES4	32	M1S2-M083.5N-CES4	32
DC 3 wire 10-30V PNP N.O.	M1S1-M0802P-OES4	33	M1S2-M083.5P-OES4	33
DC 3 wire 10-30V PNP N.C.	M1S1-M0802P-CES4	34	M1S2-M083.5P-CES4	34
DC 4 wire 10-30V Changeover PNP (N.O. & N.C.)	-		-	
DC 4 wire 10-30V Changeover NPN (N.O. & N.C.)	-		-	
DC 2 wire 10-60V N.O.	-		-	
DC 2 wire 10-60V N.C.	-		-	
DC 3 wire 10-55v NPN N.O.	-		-	
DC 3 wire 10-55v NPN N.C.	-		-	
DC 3 wire 10-55v PNP N.O.	-		-	
DC 3 wire 10-55v PNP N.C.	-		-	
DC 3 wire 5-36V PNP N.C.	-		-	
DC 3 wire 5-36V PNP N.O.	-		-	
DC 3 wire 5-36V NPN N.C.	-		-	
DC 3 wire 5-36V NPN N.O.	-		-	
DC 4 wire 5-36V Changeover PNP (N.O & N.C.)	-		-	
DC 4 wire 5-36V Changeover NPN (N.O & N.C.)	-		-	
Wiring diagram number				
Dimensions (unit: mm)	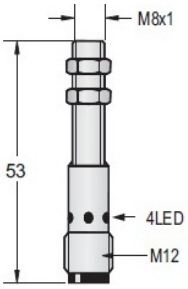		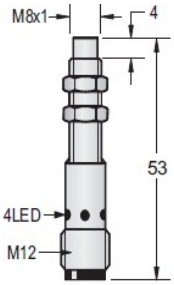	
Cable 2M (PVC)	M12 Euro-style		M12 Euro-style	
Weight	approx. 22 g		approx. 22 g	

Subject to modifications without notice

Tel: +86-755-2646 7962 Fax: +86-755-2646 7925 MSN: dfan852@hotmail.com
Web: www.mountiger.com E-mail: sales@mountiger.com QQ: 873764592

Mountiger Sensing the future

DC METAL FACE INDUCTIVE PROXIMITY SWITCH (M12)

Diameter	M12		M12	
Shielded/non-Shielded	Shielded		Non-Shielded	
Switching Distance Sn mm	2 mm		4 mm	
Housing Material	Stainless Steel		Stainless Steel	
With LED/Without LED	With LED		With LED	
Picture				
Operating Voltage	10-30VDC/10-55VDC/10-60VDC		10-30VDC/10-55VDC/10-60VDC	
Ripple	<10%		<10%	
No Load Current	<10mA		<10mA	
Max. Load Current	200mA		200mA	
Leakge Current	<0.01mA		<0.01mA	
Voltage Drop	<1.5V		<1.5V	
Switching Frequency	2KHZ		1KHZ	
Response Time	0.1ms/0.1ms		0.2ms/0.2ms	
Switching Hysteresis	<15%(sr)		<15%(sr)	
Repeat Accuracy	<1.0%(sr)		<1.0%(sr)	
Protection Category	IP67		IP67	
Operating Temperature	-25 ℃ - +75 ℃		-25 ℃ - +75 ℃	
Temperature Drift	<10%(sr)		<10%(sr)	
Short Circuit Protection	YES		YES	
Overload Trip Point	220mA		220mA	
Material Active Face	Stainless steel		Stainless steel	
DC 3 wire 10-30V NPN N.O.	M1S1-M1202N-O3A2	1	M1S2-M1204N-O3A2	1
DC 3 wire 10-30V NPN N.C.	M1S1-M1202N-C3A2	2	M1S2-M1204N-C3A2	2
DC 3 wire 10-30V PNP N.O.	M1S1-M1202P-O3A2	3	M1S2-M1204P-O3A2	3
DC 3 wire 10-30V PNP N.C.	M1S1-M1202P-C3A2	4	M1S2-M1204P-C3A2	4
DC 4 wire 10-30V Changeover PNP (N.O. & N.C.)	-		-	
DC 4 wire 10-30V Changeover NPN (N.O. & N.C.)	-		-	
DC 2 wire 10-60V N.O.	M4S1-M1202C-O2A2	7	M4S2-M1204C-O2A2	7
DC 2 wire 10-60V N.C.	M4S1-M1202C-C2A2	8	M4S2-M1204C-C2A2	8
DC 3 wire 10-55v NPN N.O.	M3S1-M1202N-O3A2	1	M3S2-M1204N-O3A2	1
DC 3 wire 10-55v NPN N.C.	M3S1-M1202N-C3A2	2	M3S2-M1204N-C3A2	2
DC 3 wire 10-55v PNP N.O.	M3S1-M1202P-O3A2	3	M3S2-M1204P-O3A2	3
DC 3 wire 10-55v PNP N.C.	M3S1-M1202P-C3A2	4	M3S2-M1204P-C3A2	4
DC 3 wire 5-36V PNP N.C.	-		-	
DC 3 wire 5-36V PNP N.O.	-		-	
DC 3 wire 5-36V NPN N.C.	-		-	
DC 3 wire 5-36V NPN N.O.	-		-	
DC 4 wire 5-36V Changeover PNP (N.O & N.C.)	-		-	
DC 4 wire 5-36V Changeover NPN (N.O & N.C.)	-		-	
Wiring diagram number				
Dimensions (unit: mm)	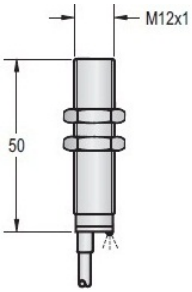		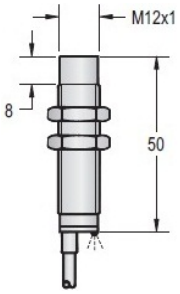	
Cable 2M (PVC)	4φ 3x0.15		4φ 3x0.15	
Weight	approx. 67 g		approx. 65 g	

Subject to modifications without notice

Tel: +86-755-2646 7962 Fax: +86-755-2646 7925 MSN: dfan852@hotmail.com
Web: www.mountiger.com E-mail: sales@mountiger.com QQ: 873764592

Mountiger Sensing the future

DC METAL FACE INDUCTIVE PROXIMITY SWITCH (M12)

Diameter	M12		M12	
Shielded/non-Shielded	Shielded		Non-Shielded	
Switching Distance Sn mm	2 mm		4 mm	
Housing Material	Stainless Steel		Stainless Steel	
With LED/Without LED	With LED		With LED	
Picture				
Operating Voltage	10-30VDC/10-60VDC		10-30VDC/10-60VDC	
Ripple	<10%		<10%	
No Load Current	<10mA		<10mA	
Max. Load Current	200mA		200mA	
Leakge Current	<0.01mA		<0.01mA	
Voltage Drop	<1.5V		<1.5V	
Switching Frequency	2KHZ		1KHZ	
Response Time	0.1ms/0.1ms		0.2ms/0.2ms	
Switching Hysteresis	<15%(sr)		<15%(sr)	
Repeat Accuracy	<1.0%(sr)		<1.0%(sr)	
Protection Category	IP67		IP67	
Operating Temperature	-25 ℃ - +75 ℃		-25 ℃ - +75 ℃	
Temperature Drift	<10%(sr)		<10%(sr)	
Short Circuit Protection	YES		YES	
Overload Trip Point	220mA		220mA	
Material Active Face	Stainless steel		Stainless steel	
DC 3 wire 10-30V NPN N.O.	M1S1-M1202N-O3S2	1	M1S2-M1204N-O3S2	1
DC 3 wire 10-30V NPN N.C.	M1S1-M1202N-C3S2	2	M1S2-M1204N-C3S2	2
DC 3 wire 10-30V PNP N.O.	M1S1-M1202P-O3S2	3	M1S2-M1204P-O3S2	3
DC 3 wire 10-30V PNP N.C.	M1S1-M1202P-C3S2	4	M1S2-M1204P-C3S2	4
DC 4 wire 10-30V Changeover PNP (N.O. & N.C.)	-		-	
DC 4 wire 10-30V Changeover NPN (N.O. & N.C.)	-		-	
DC 2 wire 10-60V N.O.	M4S1-M1202C-O2S2	7	M4S2-M1204C-O2S2	7
DC 2 wire 10-60V N.C.	M4S1-M1202C-C2S2	8	M4S2-M1204C-C2S2	8
DC 3 wire 10-55v NPN N.O.	-		-	
DC 3 wire 10-55v NPN N.C.	-		-	
DC 3 wire 10-55v PNP N.O.	-		-	
DC 3 wire 10-55v PNP N.C.	-		-	
DC 3 wire 5-36V PNP N.C.	-		-	
DC 3 wire 5-36V PNP N.O.	-		-	
DC 3 wire 5-36V NPN N.C.	-		-	
DC 3 wire 5-36V NPN N.O.	-		-	
DC 4 wire 5-36V Changeover PNP (N.O & N.C.)	-		-	
DC 4 wire 5-36V Changeover NPN (N.O & N.C.)	-		-	
Wiring diagram number				
Dimensions (unit: mm)	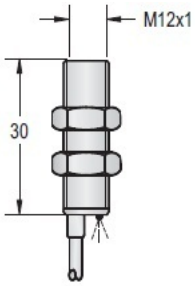		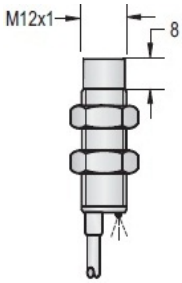	
Cable 2M (PVC)	4φ 3x0.15		4φ 3x0.15	
Weight	approx. 62 g		approx. 60 g	

Subject to modifications without notice

Tel: +86-755-2646 7962 Fax: +86-755-2646 7925 MSN: dfan852@hotmail.com
Web: www.mountiger.com E-mail: sales@mountiger.com QQ: 873764592

Mountiger Sensing the future

DC METAL FACE INDUCTIVE PROXIMITY SWITCH (M12)

Diameter	M12		M12	
Shielded/non-Shielded	Shielded		Non-Shielded	
Switching Distance Sn mm	2 mm		4 mm	
Housing Material	Stainless Steel		Stainless Steel	
With LED/Without LED	With LED		With LED	
Picture				
Operating Voltage	10-30VDC/10-55VDC/10-60VDC		10-30VDC/10-55VDC/10-60VDC	
Ripple	<10%		<10%	
No Load Current	<10mA		<10mA	
Max. Load Current	200mA		200mA	
Leakge Current	<0.01mA		<0.01mA	
Voltage Drop	<1.5V		<1.5V	
Switching Frequency	2KHZ		1KHZ	
Response Time	0.1ms/0.1ms		0.2ms/0.2ms	
Switching Hysteresis	<15%(sr)		<15%(sr)	
Repeat Accuracy	<1.0%(sr)		<1.0%(sr)	
Protection Category	IP67		IP67	
Operating Temperature	-25 ℃ - +75 ℃		-25 ℃ - +75 ℃	
Temperature Drift	<10%(sr)		<10%(sr)	
Short Circuit Protection	YES		YES	
Overload Trip Point	220mA		220mA	
Material Active Face	Stainless steel		Stainless steel	
DC 3 wire 10-30V NPN N.O.	M1S1-M1202N-OEA4	31	M1S2-M1204N-OEA4	31
DC 3 wire 10-30V NPN N.C.	M1S1-M1202N-CEA4	32	M1S2-M1204N-CEA4	32
DC 3 wire 10-30V PNP N.O.	M1S1-M1202P-OEA4	33	M1S2-M1204P-OEA4	33
DC 3 wire 10-30V PNP N.C.	M1S1-M1202P-CEA4	34	M1S2-M1204P-CEA4	34
DC 4 wire 10-30V Changeover PNP (N.O. & N.C.)	-		-	
DC 4 wire 10-30V Changeover NPN (N.O. & N.C.)	-		-	
DC 2 wire 10-60V N.O.	M4S1-M1202C-OEA4	37	M4S2-M1204C-OEA4	37
DC 2 wire 10-60V N.C.	M4S1-M1202C-CEA4	38	M4S2-M1204C-CEA4	38
DC 3 wire 10-55v NPN N.O.	M3S1-M1202N-OEA4	31	M3S2-M1204N-OEA4	31
DC 3 wire 10-55v NPN N.C.	M3S1-M1202N-CEA4	32	M3S2-M1204N-CEA4	32
DC 3 wire 10-55v PNP N.O.	M3S1-M1202P-OEA4	33	M3S2-M1204P-OEA4	33
DC 3 wire 10-55v PNP N.C.	M3S1-M1202P-CEA4	34	M3S2-M1204P-CEA4	34
DC 3 wire 5-36V PNP N.C.	-		-	
DC 3 wire 5-36V PNP N.O.	-		-	
DC 3 wire 5-36V NPN N.C.	-		-	
DC 3 wire 5-36V NPN N.O.	-		-	
DC 4 wire 5-36V Changeover PNP (N.O & N.C.)	-		-	
DC 4 wire 5-36V Changeover NPN (N.O & N.C.)	-		-	
Wiring diagram number				
Dimensions (unit: mm)	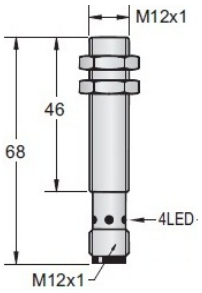		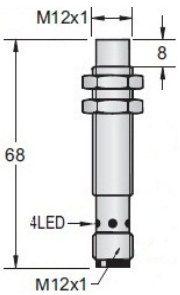	
Cable 2M (PVC)	M12 Euro-style		M12 Euro-style	
Weight	approx. 31 g		approx. 30 g	

Subject to modifications without notice

Tel: +86-755-2646 7962 Fax: +86-755-2646 7925 MSN: dfan852@hotmail.com
Web: www.mountiger.com E-mail: sales@mountiger.com QQ: 873764592

Mountiger Sensing the future

DC METAL FACE INDUCTIVE PROXIMITY SWITCH (M12)

Diameter	M12		M12	
Shielded/non-Shielded	Shielded		Non-Shielded	
Switching Distance Sn mm	2 mm		4 mm	
Housing Material	Stainless Steel		Stainless Steel	
With LED/Without LED	With LED		With LED	
Picture				
Operating Voltage	10-30VDC		10-30VDC	
Ripple	<10%		<10%	
No Load Current	<10mA		<10mA	
Max. Load Current	200mA		200mA	
Leakge Current	<0.01mA		<0.01mA	
Voltage Drop	<1.5V		<1.5V	
Switching Frequency	2KHZ		1KHZ	
Response Time	0.1ms/0.1ms		0.2ms/0.2ms	
Switching Hysteresis	<15%(sr)		<15%(sr)	
Repeat Accuracy	<1.0%(sr)		<1.0%(sr)	
Protection Category	IP67		IP67	
Operating Temperature	-25 ℃ - +75 ℃		-25 ℃ - +75 ℃	
Temperature Drift	<10%(sr)		<10%(sr)	
Short Circuit Protection	YES		YES	
Overload Trip Point	220mA		220mA	
Material Active Face	Stainless steel		Stainless steel	
DC 3 wire 10-30V NPN N.O.	M1S1-M1202N-OES4	31	M1S2-M1204N-OES4	31
DC 3 wire 10-30V NPN N.C.	M1S1-M1202N-CES4	32	M1S2-M1204N-CES4	32
DC 3 wire 10-30V PNP N.O.	M1S1-M1202P-OES4	33	M1S2-M1204P-OES4	33
DC 3 wire 10-30V PNP N.C.	M1S1-M1202P-CES4	34	M1S2-M1204P-CES4	34
DC 4 wire 10-30V Changeover PNP (N.O. & N.C.)	-		-	
DC 4 wire 10-30V Changeover NPN (N.O. & N.C.)	-		-	
DC 2 wire 10-60V N.O.	-		-	
DC 2 wire 10-60V N.C.	-		-	
DC 3 wire 10-55v NPN N.O.	-		-	
DC 3 wire 10-55v NPN N.C.	-		-	
DC 3 wire 10-55v PNP N.O.	-		-	
DC 3 wire 10-55v PNP N.C.	-		-	
DC 3 wire 5-36V PNP N.C.	-		-	
DC 3 wire 5-36V PNP N.O.	-		-	
DC 3 wire 5-36V NPN N.C.	-		-	
DC 3 wire 5-36V NPN N.O.	-		-	
DC 4 wire 5-36V Changeover PNP (N.O & N.C.)	-		-	
DC 4 wire 5-36V Changeover NPN (N.O & N.C.)	-		-	
Wiring diagram number				
Dimensions (unit: mm)	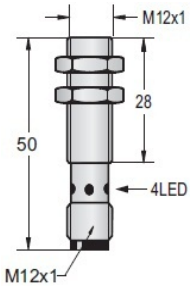		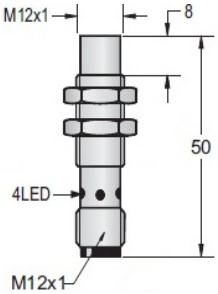	
Cable 2M (PVC)	M12 Euro-style		M12 Euro-style	
Weight	approx. 23 g		approx. 20 g	

Subject to modifications without notice

Tel: +86-755-2646 7962 Fax: +86-755-2646 7925 MSN: dfan852@hotmail.com
Web: www.mountiger.com E-mail: sales@mountiger.com QQ: 873764592

Mountiger Sensing the future

DC METAL FACE INDUCTIVE PROXIMITY SWITCH (M12)

Diameter	M12		M12	
Shielded/non-Shielded	Shielded		Non-Shielded	
Switching Distance Sn mm	4 mm		6 mm	
Housing Material	Stainless Steel		Stainless Steel	
With LED/Without LED	With LED		With LED	
Picture				
Operating Voltage	10-30VDC		10-30VDC	
Ripple	<10%		<10%	
No Load Current	<10mA		<10mA	
Max. Load Current	200mA		200mA	
Leakge Current	<0.01mA		<0.01mA	
Voltage Drop	<1.5V		<1.5V	
Switching Frequency	1KHZ		500HZ	
Response Time	0.2ms/0.2ms		0.5ms/0.5ms	
Switching Hysteresis	<15%(sr)		<15%(sr)	
Repeat Accuracy	<1.0%(sr)		<1.0%(sr)	
Protection Category	IP67		IP67	
Operating Temperature	-25 ℃ - +75 ℃		-25 ℃ - +75 ℃	
Temperature Drift	<10%(sr)		<10%(sr)	
Short Circuit Protection	YES		YES	
Overload Trip Point	220mA		220mA	
Material Active Face	Stainless steel		Stainless steel	
DC 3 wire 10-30V NPN N.O.	M1S1-M1204N-O3A2	1	M1S2-M1206N-O3A2	1
DC 3 wire 10-30V NPN N.C.	M1S1-M1204N-C3A2	2	M1S2-M1206N-C3A2	2
DC 3 wire 10-30V PNP N.O.	M1S1-M1204P-O3A2	3	M1S2-M1206P-O3A2	3
DC 3 wire 10-30V PNP N.C.	M1S1-M1204P-C3A2	4	M1S2-M1206P-C3A2	4
DC 4 wire 10-30V Changeover PNP (N.O. & N.C.)	-		-	
DC 4 wire 10-30V Changeover NPN (N.O. & N.C.)	-		-	
DC 2 wire 10-60V N.O.	-		-	
DC 2 wire 10-60V N.C.	-		-	
DC 3 wire 10-55v NPN N.O.	-		-	
DC 3 wire 10-55v NPN N.C.	-		-	
DC 3 wire 10-55v PNP N.O.	-		-	
DC 3 wire 10-55v PNP N.C.	-		-	
DC 3 wire 5-36V PNP N.C.	-		-	
DC 3 wire 5-36V PNP N.O.	-		-	
DC 3 wire 5-36V NPN N.C.	-		-	
DC 3 wire 5-36V NPN N.O.	-		-	
DC 4 wire 5-36V Changeover PNP (N.O & N.C.)	-		-	
DC 4 wire 5-36V Changeover NPN (N.O & N.C.)	-		-	
Wiring diagram number				
Dimensions (unit: mm)	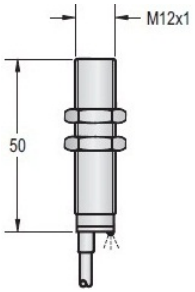		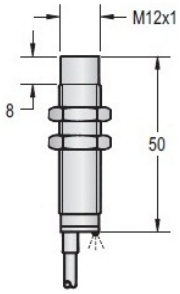	
Cable 2M (PVC)	4φ 3x0.15		4φ 3x0.15	
Weight	approx. 67 g		approx. 65 g	

Subject to modifications without notice

Tel: +86-755-2646 7962 Fax: +86-755-2646 7925 MSN: dfan852@hotmail.com
Web: www.mountiger.com E-mail: sales@mountiger.com QQ: 873764592

Mountiger Sensing the future

DC METAL FACE INDUCTIVE PROXIMITY SWITCH (M12)

Diameter	M12		M12	
Shielded/non-Shielded	Shielded		Non-shielded	
Switching Distance Sn mm	4 mm		6 mm	
Housing Material	Stainless Steel		Stainless Steel	
With LED/Without LED	With LED		With LED	
Picture				
Operating Voltage	10-30VDC		10-30VDC	
Ripple	<10%		<10%	
No Load Current	<10mA		<10mA	
Max. Load Current	200mA		200mA	
Leakge Current	<0.01mA		<0.01mA	
Voltage Drop	<1.5V		<1.5V	
Switching Frequency	1KHZ		1KHZ	
Response Time	0.2ms/0.2ms		0.2ms/0.2ms	
Switching Hysteresis	<15%(sr)		<15%(sr)	
Repeat Accuracy	<1.0%(sr)		<1.0%(sr)	
Protection Category	IP67		IP67	
Operating Temperature	-25 ℃ - +75 ℃		-25 ℃ - +75 ℃	
Temperature Drift	<10%(sr)		<10%(sr)	
Short Circuit Protection	YES		YES	
Overload Trip Point	220mA		220mA	
Material Active Face	Stainless steel		Stainless steel	
DC 3 wire 10-30V NPN N.O.	M1S1-M1204N-O3S2	1		1
DC 3 wire 10-30V NPN N.C.	M1S1-M1204N-C3S2	2		2
DC 3 wire 10-30V PNP N.O.	M1S1-M1204P-O3S2	3		3
DC 3 wire 10-30V PNP N.C.	M1S1-M1204P-C3S2	4		4
DC 4 wire 10-30V Changeover PNP (N.O. & N.C.)	-		-	
DC 4 wire 10-30V Changeover NPN (N.O. & N.C.)	-		-	
DC 2 wire 10-60V N.O.	-		-	
DC 2 wire 10-60V N.C.	-		-	
DC 3 wire 10-55v NPN N.O.	-		-	
DC 3 wire 10-55v NPN N.C.	-		-	
DC 3 wire 10-55v PNP N.O.	-		-	
DC 3 wire 10-55v PNP N.C.	-		-	
DC 3 wire 5-36V PNP N.C.	-		-	
DC 3 wire 5-36V PNP N.O.	-		-	
DC 3 wire 5-36V NPN N.C.	-		-	
DC 3 wire 5-36V NPN N.O.	-		-	
DC 4 wire 5-36V Changeover PNP (N.O & N.C.)	-		-	
DC 4 wire 5-36V Changeover NPN (N.O & N.C.)	-		-	
Wiring diagram number				
Dimensions (unit: mm)	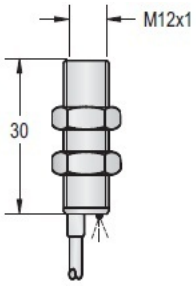		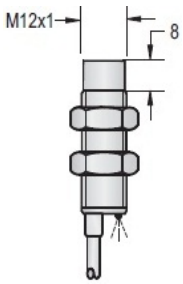	
Cable 2M (PVC)	4φ 3x0.15		M12 Euro-style	
Weight	approx. 62 g		approx. 23 g	

Subject to modifications without notice

Tel: +86-755-2646 7962 Fax: +86-755-2646 7925 MSN: dfan852@hotmail.com
Web: www.mountiger.com E-mail: sales@mountiger.com QQ: 873764592

Mountiger Sensing the future

DC METAL FACE INDUCTIVE PROXIMITY SWITCH (M12)

Diameter	M12		M12	
Shielded/non-Shielded	Shielded		Non-Shielded	
Switching Distance Sn mm	4 mm		6 mm	
Housing Material	Stainless Steel		Stainless Steel	
With LED/Without LED	With LED		With LED	
Picture				
Operating Voltage	10-30VDC		10-30VDC	
Ripple	<10%		<10%	
No Load Current	<10mA		<10mA	
Max. Load Current	200mA		200mA	
Leakge Current	<0.01mA		<0.01mA	
Voltage Drop	<1.5V		<1.5V	
Switching Frequency	1KHZ		500KHZ	
Response Time	0.2ms/0.2ms		0.5ms/0.5ms	
Switching Hysteresis	<15%(sr)		<15%(sr)	
Repeat Accuracy	<1.0%(sr)		<1.0%(sr)	
Protection Category	IP67		IP67	
Operating Temperature	-25 ℃ - +75 ℃		-25 ℃ - +75 ℃	
Temperature Drift	<10%(sr)		<10%(sr)	
Short Circuit Protection	YES		YES	
Overload Trip Point	220mA		220mA	
Material Active Face	Stainless steel		Stainless steel	
DC 3 wire 10-30V NPN N.O.	M1S1-M1204N-OEA4	31	M1S2-M1206N-OEA4	31
DC 3 wire 10-30V NPN N.C.	M1S1-M1204N-CEA4	32	M1S2-M1206N-CEA4	32
DC 3 wire 10-30V PNP N.O.	M1S1-M1204P-OEA4	33	M1S2-M1206P-OEA4	33
DC 3 wire 10-30V PNP N.C.	M1S1-M1204P-CEA4	34	M1S2-M1206P-CEA4	34
DC 4 wire 10-30V Changeover PNP (N.O. & N.C.)	-		-	
DC 4 wire 10-30V Changeover NPN (N.O. & N.C.)	-		-	
DC 2 wire 10-60V N.O.	-		-	
DC 2 wire 10-60V N.C.	-		-	
DC 3 wire 10-55v NPN N.O.	-		-	
DC 3 wire 10-55v NPN N.C.	-		-	
DC 3 wire 10-55v PNP N.O.	-		-	
DC 3 wire 10-55v PNP N.C.	-		-	
DC 3 wire 5-36V PNP N.C.	-		-	
DC 3 wire 5-36V PNP N.O.	-		-	
DC 3 wire 5-36V NPN N.C.	-		-	
DC 3 wire 5-36V NPN N.O.	-		-	
DC 4 wire 5-36V Changeover PNP (N.O & N.C.)	-		-	
DC 4 wire 5-36V Changeover NPN (N.O & N.C.)	-		-	
Wiring diagram number				
Dimensions (unit: mm)	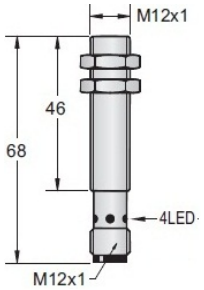		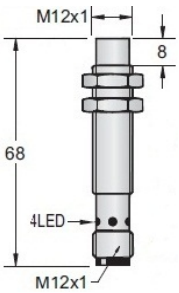	
Cable 2M (PVC)	M12 Euro-style		M12 Euro-style	
Weight	approx. 31 g		approx. 30 g	

Subject to modifications without notice

Tel: +86-755-2646 7962 Fax: +86-755-2646 7925 MSN: dfan852@hotmail.com
Web: www.mountiger.com E-mail: sales@mountiger.com QQ: 873764592

Mountiger Sensing the future

DC METAL FACE INDUCTIVE PROXIMITY SWITCH (M12)

Diameter	M12		M12	
Shielded/non-Shielded	Shielded		Non-Shielded	
Switching Distance Sn mm	4 mm		6 mm	
Housing Material	Stainless Steel		Stainless Steel	
With LED/Without LED	With LED		With LED	
Picture				
Operating Voltage	10-30VDC		10-30VDC	
Ripple	<10%		<10%	
No Load Current	<10mA		<10mA	
Max. Load Current	200mA		200mA	
Leakge Current	<0.01mA		<0.01mA	
Voltage Drop	<2V		<2V	
Switching Frequency	800KHZ		400HZ	
Response Time	0.2ms/0.2ms		0.3ms/0.3ms	
Switching Hysteresis	<15%(sr)		<15%(sr)	
Repeat Accuracy	<1.0%(sr)		<1.0%(sr)	
Protection Category	IP67		IP67	
Operating Temperature	-25 ℃ - +75 ℃		-25 ℃ - +75 ℃	
Temperature Drift	<10%(sr)		<10%(sr)	
Short Circuit Protection	YES		YES	
Overload Trip Point	220mA		220mA	
Material Active Face	Stainless steel		Stainless steel	
DC 3 wire 10-30V NPN N.O.	M1S1-M1204N-OES4	31	M1S2-M1206N-OES4	31
DC 3 wire 10-30V NPN N.C.	M1S1-M1204N-CES4	32	M1S2-M1206N-CES4	32
DC 3 wire 10-30V PNP N.O.	M1S1-M1204P-OES4	33	M1S2-M1206P-OES4	33
DC 3 wire 10-30V PNP N.C.	M1S1-M1204P-CES4	34	M1S2-M1206P-CES4	34
DC 4 wire 10-30V Changeover PNP (N.O. & N.C.)	-		-	
DC 4 wire 10-30V Changeover NPN (N.O. & N.C.)	-		-	
DC 2 wire 10-60V N.O.	-		-	
DC 2 wire 10-60V N.C.	-		-	
DC 3 wire 10-55v NPN N.O.	-		-	
DC 3 wire 10-55v NPN N.C.	-		-	
DC 3 wire 10-55v PNP N.O.	-		-	
DC 3 wire 10-55v PNP N.C.	-		-	
DC 3 wire 5-36V PNP N.C.	-		-	
DC 3 wire 5-36V PNP N.O.	-		-	
DC 3 wire 5-36V NPN N.C.	-		-	
DC 3 wire 5-36V NPN N.O.	-		-	
DC 4 wire 5-36V Changeover PNP (N.O & N.C.)	-		-	
DC 4 wire 5-36V Changeover NPN (N.O & N.C.)	-		-	
Wiring diagram number				
Dimensions (unit: mm)	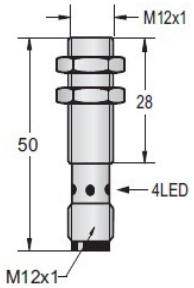		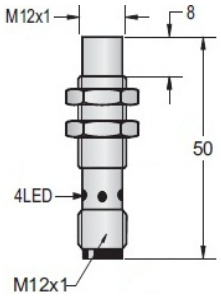	
Cable 2M (PVC)	4φ 3x0.15		4φ 3x0.15	
Weight	approx. 67 g		approx. 65 g	

Subject to modifications without notice

Tel: +86-755-2646 7962 Fax: +86-755-2646 7925 MSN: dfan852@hotmail.com
Web: www.mountiger.com E-mail: sales@mountiger.com QQ: 873764592

Mountiger Sensing the future

DC METAL FACE INDUCTIVE PROXIMITY SWITCH (M18)

Diameter	M18		M18	
Shielded/non-Shielded	Shielded		Non-Shielded	
Switching Distance Sn mm	5 mm		8 mm	
Housing Material	Stainless Steel		Stainless Steel	
With LED/Without LED	With LED		With LED	
Picture				
Operating Voltage	10-30VDC		10-30VDC	
Ripple	<10%		<10%	
No Load Current	<10mA		<10mA	
Max. Load Current	200mA		200mA	
Leakge Current	<0.01mA		<0.01mA	
Voltage Drop	<1.5V		<1.5V	
Switching Frequency	1KHZ		500HZ	
Response Time	0.2ms/0.2ms		0.5ms/0.5ms	
Switching Hysteresis	<15%(sr)		<15%(sr)	
Repeat Accuracy	<1.0%(sr)		<1.0%(sr)	
Protection Category	IP67		IP67	
Operating Temperature	-25 ℃ - +75 ℃		-25 ℃ - +75 ℃	
Temperature Drift	<10%(sr)		<10%(sr)	
Short Circuit Protection	YES		YES	
Overload Trip Point	220mA		220mA	
Material Active Face	Stainless steel		Stainless steel	
DC 3 wire 10-30V NPN N.O.	M1S1-M1805N-O3A2	1	M1S2-M1808N-O3A2	1
DC 3 wire 10-30V NPN N.C.	M1S1-M1805N-C3A2	2	M1S2-M1808N-C3A2	2
DC 3 wire 10-30V PNP N.O.	M1S1-M1805P-O3A2	3	M1S2-M1808P-O3A2	3
DC 3 wire 10-30V PNP N.C.	M1S1-M1805P-C3A2	4	M1S2-M1808P-C3A2	4
DC 4 wire 10-30V Changeover PNP (N.O. & N.C.)	-		-	
DC 4 wire 10-30V Changeover NPN (N.O. & N.C.)	-		-	
DC 2 wire 10-60V N.O.	-		-	
DC 2 wire 10-60V N.C.	-		-	
DC 3 wire 10-55v NPN N.O.	-		-	
DC 3 wire 10-55v NPN N.C.	-		-	
DC 3 wire 10-55v PNP N.O.	-		-	
DC 3 wire 10-55v PNP N.C.	-		-	
DC 3 wire 5-36V PNP N.C.	-		-	
DC 3 wire 5-36V PNP N.O.	-		-	
DC 3 wire 5-36V NPN N.C.	-		-	
DC 3 wire 5-36V NPN N.O.	-		-	
DC 4 wire 5-36V Changeover PNP (N.O & N.C.)	-		-	
DC 4 wire 5-36V Changeover NPN (N.O & N.C.)	-		-	
Wiring diagram number				
Dimensions (unit: mm)	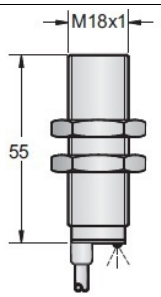		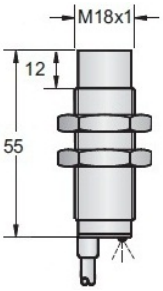	
Cable 2M (PVC)	4φ 3x0.34		4φ 3x0.34	
Weight	approx.153 g		approx.144 g	

Subject to modifications without notice

Tel: +86-755-2646 7962 Fax: +86-755-2646 7925 MSN: dfan852@hotmail.com
Web: www.mountiger.com E-mail: sales@mountiger.com QQ: 873764592

Mountiger Sensing the future

DC METAL FACE INDUCTIVE PROXIMITY SWITCH (M18)

Diameter	M18		M18	
Shielded/non-Shielded	Shielded		Non-Shielded	
Switching Distance Sn mm	5 mm		8 mm	
Housing Material	Stainless Steel		Stainless Steel	
With LED/Without LED	With LED		With LED	
Picture				
Operating Voltage	10-30VDC		10-30VDC	
Ripple	<10%		<10%	
No Load Current	<10mA		<10mA	
Max. Load Current	200mA		200mA	
Leakge Current	<0.01mA		<0.01mA	
Voltage Drop	<1.5V		<1.5V	
Switching Frequency	1KHZ		500HZ	
Response Time	0.2ms/0.2ms		0.5ms/0.5ms	
Switching Hysteresis	<15%(sr)		<15%(sr)	
Repeat Accuracy	<1.0%(sr)		<1.0%(sr)	
Protection Category	IP67		IP67	
Operating Temperature	-25 ℃ - +75 ℃		-25 ℃ - +75 ℃	
Temperature Drift	<10%(sr)		<10%(sr)	
Short Circuit Protection	YES		YES	
Overload Trip Point	220mA		220mA	
Material Active Face	Stainless steel		Stainless steel	
DC 3 wire 10-30V NPN N.O.	M1S1-M1805N-O3S2	1	M1S2-M1808N-O3S2	1
DC 3 wire 10-30V NPN N.C.	M1S1-M1805N-C3S2	2	M1S2-M1808N-C3S2	2
DC 3 wire 10-30V PNP N.O.	M1S1-M1805P-O3S2	3	M1S2-M1808P-O3S2	3
DC 3 wire 10-30V PNP N.C.	M1S1-M1805P-C3S2	4	M1S2-M1808P-C3S2	4
DC 4 wire 10-30V Changeover PNP (N.O. & N.C.)	-		-	
DC 4 wire 10-30V Changeover NPN (N.O. & N.C.)	-		-	
DC 2 wire 10-60V N.O.	-		-	
DC 2 wire 10-60V N.C.	-		-	
DC 3 wire 10-55v NPN N.O.	-		-	
DC 3 wire 10-55v NPN N.C.	-		-	
DC 3 wire 10-55v PNP N.O.	-		-	
DC 3 wire 10-55v PNP N.C.	-		-	
DC 3 wire 5-36V PNP N.C.	-		-	
DC 3 wire 5-36V PNP N.O.	-		-	
DC 3 wire 5-36V NPN N.C.	-		-	
DC 3 wire 5-36V NPN N.O.	-		-	
DC 4 wire 5-36V Changeover PNP (N.O & N.C.)	-		-	
DC 4 wire 5-36V Changeover NPN (N.O & N.C.)	-		-	
Wiring diagram number				
Dimensions (unit: mm)	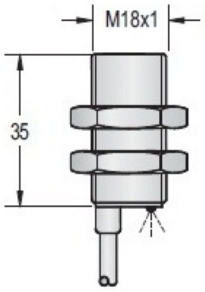		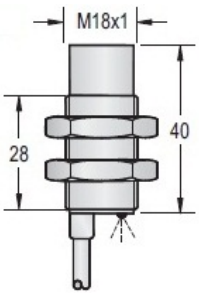	
Cable 2M (PVC)	4φ 3x0.34		4φ 3x0.34	
Weight	approx.120 g		approx.111 g	

Subject to modifications without notice

Tel: +86-755-2646 7962 Fax: +86-755-2646 7925 MSN: dfan852@hotmail.com
Web: www.mountiger.com E-mail: sales@mountiger.com QQ: 873764592

Mountiger Sensing the future

DC METAL FACE INDUCTIVE PROXIMITY SWITCH (M18)

Diameter	M18		M18	
Shielded/non-Shielded	Shielded		Non-Shielded	
Switching Distance Sn mm	5 mm		8 mm	
Housing Material	Stainless Steel		Stainless Steel	
With LED/Without LED	With LED		With LED	
Picture				
Operating Voltage	10-30VDC/10-55VDC/10-60VDC		10-30VDC/10-55VDC/10-60VDC	
Ripple	<10%		<10%	
No Load Current	<10mA		<10mA	
Max. Load Current	200mA		200mA	
Leakge Current	<0.01mA		<0.01mA	
Voltage Drop	<1.5V		<1.5V	
Switching Frequency	1KHZ		500HZ	
Response Time	0.2ms/0.2ms		0.5ms/0.5ms	
Switching Hysteresis	<15%(sr)		<15%(sr)	
Repeat Accuracy	<1.0%(sr)		<1.0%(sr)	
Protection Category	IP67		IP67	
Operating Temperature	-25 ℃ - +75 ℃		-25 ℃ - +75 ℃	
Temperature Drift	<10%(sr)		<10%(sr)	
Short Circuit Protection	YES		YES	
Overload Trip Point	220mA		220mA	
Material Active Face	Stainless steel		Stainless steel	
DC 3 wire 10-30V NPN N.O.	M1S1-M1805N-OEA4	31	M1S2-M1808N-OEA4	31
DC 3 wire 10-30V NPN N.C.	M1S1-M1805N-CEA4	32	M1S2-M1808N-CEA4	32
DC 3 wire 10-30V PNP N.O.	M1S1-M1805P-OEA4	33	M1S2-M1808P-OEA4	33
DC 3 wire 10-30V PNP N.C.	M1S1-M1805P-CEA4	34	M1S2-M1808P-CEA4	34
DC 4 wire 10-30V Changeover PNP (N.O. & N.C.)	-		-	
DC 4 wire 10-30V Changeover NPN (N.O. & N.C.)	-		-	
DC 2 wire 10-60V N.O.	-		-	
DC 2 wire 10-60V N.C.	-		-	
DC 3 wire 10-55v NPN N.O.	-		-	
DC 3 wire 10-55v NPN N.C.	-		-	
DC 3 wire 10-55v PNP N.O.	-		-	
DC 3 wire 10-55v PNP N.C.	-		-	
DC 3 wire 5-36V PNP N.C.	-		-	
DC 3 wire 5-36V PNP N.O.	-		-	
DC 3 wire 5-36V NPN N.C.	-		-	
DC 3 wire 5-36V NPN N.O.	-		-	
DC 4 wire 5-36V Changeover PNP (N.O & N.C.)	-		-	
DC 4 wire 5-36V Changeover NPN (N.O & N.C.)	-		-	
Wiring diagram number				
Dimensions (unit: mm)	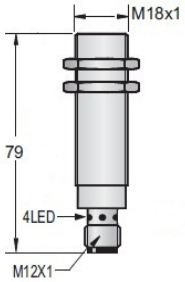		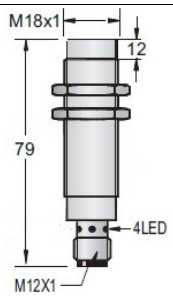	
Cable 2M (PVC)	M12 Euro-style		M12 Euro-style	
Weight	approx.94 g		approx.91 g	

Subject to modifications without notice

Tel: +86-755-2646 7962 Fax: +86-755-2646 7925 MSN: dfan852@hotmail.com
Web: www.mountiger.com E-mail: sales@mountiger.com QQ: 873764592

Mountiger Sensing the future

DC METAL FACE INDUCTIVE PROXIMITY SWITCH (M18)

Diameter	M18		M18	
Shielded/non-Shielded	Shielded		Non-Shielded	
Switching Distance Sn mm	5 mm		8 mm	
Housing Material	Stainless Steel		Stainless Steel	
With LED/Without LED	With LED		With LED	
Picture				
Operating Voltage	10-30VDC/10-55VDC/10-60VDC		10-30VDC/10-55VDC/10-60VDC	
Ripple	<10%		<10%	
No Load Current	<10mA		<10mA	
Max. Load Current	200mA		200mA	
Leakge Current	<0.01mA		<0.01mA	
Voltage Drop	<1.5V		<1.5V	
Switching Frequency	1KHZ		500HZ	
Response Time	0.2ms/0.2ms		0.5ms/0.5ms	
Switching Hysteresis	<15%(sr)		<15%(sr)	
Repeat Accuracy	<1.0%(sr)		<1.0%(sr)	
Protection Category	IP67		IP67	
Operating Temperature	-25 ℃ - +75 ℃		-25 ℃ - +75 ℃	
Temperature Drift	<10%(sr)		<10%(sr)	
Short Circuit Protection	YES		YES	
Overload Trip Point	220mA		220mA	
Material Active Face	Stainless steel		Stainless steel	
DC 3 wire 10-30V NPN N.O.	M1S1-M1805N-OES4	31	M1S2-M1808N-OES4	31
DC 3 wire 10-30V NPN N.C.	M1S1-M1805N-CES4	32	M1S2-M1808N-CES4	32
DC 3 wire 10-30V PNP N.O.	M1S1-M1805P-OES4	33	M1S2-M1808P-OES4	33
DC 3 wire 10-30V PNP N.C.	M1S1-M1805P-CES4	34	M1S2-M1808P-CES4	34
DC 4 wire 10-30V Changeover PNP (N.O. & N.C.)	-		-	
DC 4 wire 10-30V Changeover NPN (N.O. & N.C.)	-		-	
DC 2 wire 10-60V N.O.	-		-	
DC 2 wire 10-60V N.C.	-		-	
DC 3 wire 10-55v NPN N.O.	-		-	
DC 3 wire 10-55v NPN N.C.	-		-	
DC 3 wire 10-55v PNP N.O.	-		-	
DC 3 wire 10-55v PNP N.C.	-		-	
DC 3 wire 5-36V PNP N.C.	-		-	
DC 3 wire 5-36V PNP N.O.	-		-	
DC 3 wire 5-36V NPN N.C.	-		-	
DC 3 wire 5-36V NPN N.O.	-		-	
DC 4 wire 5-36V Changeover PNP (N.O & N.C.)	-		-	
DC 4 wire 5-36V Changeover NPN (N.O & N.C.)	-		-	
Wiring diagram number				
Dimensions (unit: mm)	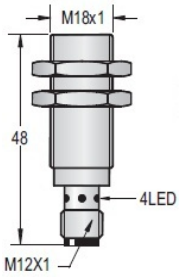		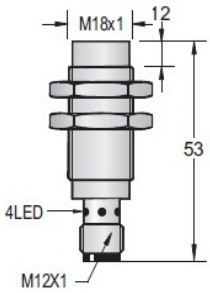	
Cable 2M (PVC)	M12 Euro-style		M12 Euro-style	
Weight	approx.50 g		approx.50 g	

Subject to modifications without notice

Tel: +86-755-2646 7962 Fax: +86-755-2646 7925 MSN: dfan852@hotmail.com
Web: www.mountiger.com E-mail: sales@mountiger.com QQ: 873764592

Mountiger Sensing the future

DC METAL FACE INDUCTIVE PROXIMITY SWITCH (M18)

Diameter	M18			
Shielded/non-Shielded	Shielded			
Switching Distance Sn mm	8 mm			
Housing Material	Stainless Steel			
With LED/Without LED	With LED			
Picture				
Operating Voltage	10-30VDC			
Ripple	<10%			
No Load Current	<10mA			
Max. Load Current	200mA			
Leakge Current	<0.01mA			
Voltage Drop	<1.5V			
Switching Frequency	500HZ			
Response Time	0.5ms/0.5ms			
Switching Hysteresis	<15%(sr)			
Repeat Accuracy	<1.0%(sr)			
Protection Category	IP67			
Operating Temperature	-25 ℃ - +75 ℃			
Temperature Drift	<10%(sr)			
Short Circuit Protection	YES			
Overload Trip Point	220mA			
Material Active Face	Stainless steel			
DC 3 wire 10-30V NPN N.O.	M1S1-M1808N-O3A2	1		
DC 3 wire 10-30V NPN N.C.	M1S1-M1808N-C3A2	2		
DC 3 wire 10-30V PNP N.O.	M1S1-M1808P-O3A2	3		
DC 3 wire 10-30V PNP N.C.	M1S1-M1808P-C3A2	4		
DC 4 wire 10-30V Changeover PNP (N.O. & N.C.)	-			
DC 4 wire 10-30V Changeover NPN (N.O. & N.C.)	-			
DC 2 wire 10-60V N.O.	-			
DC 2 wire 10-60V N.C.	-			
DC 3 wire 10-55v NPN N.O.	-			
DC 3 wire 10-55v NPN N.C.	-			
DC 3 wire 10-55v PNP N.O.	-			
DC 3 wire 10-55v PNP N.C.	-			
DC 3 wire 5-36V PNP N.C.	-			
DC 3 wire 5-36V PNP N.O.	-			
DC 3 wire 5-36V NPN N.C.	-			
DC 3 wire 5-36V NPN N.O.	-			
DC 4 wire 5-36V Changeover PNP (N.O & N.C.)	-			
DC 4 wire 5-36V Changeover NPN (N.O & N.C.)	-			
Wiring diagram number				
Dimensions (unit: mm)	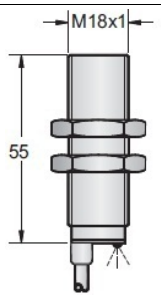			
Cable 2M (PVC)	4φ 3x0.34			
Weight	approx.153 g			

Subject to modifications without notice

Tel: +86-755-2646 7962 Fax: +86-755-2646 7925 MSN: dfan852@hotmail.com
Web: www.mountiger.com E-mail: sales@mountiger.com QQ: 873764592

Mountiger Sensing the future

DC METAL FACE INDUCTIVE PROXIMITY SWITCH (M18)

Diameter	M18		M18	
Shielded/non-Shielded	Shielded		Shielded	
Switching Distance Sn mm	8 mm		8 mm	
Housing Material	Stainless Steel		Stainless Steel	
With LED/Without LED	With LED		With LED	
Picture				
Operating Voltage	10-30VDC		10-30VDC	
Ripple	<10%		<10%	
No Load Current	<10mA		<10mA	
Max. Load Current	200mA		200mA	
Leakge Current	<0.01mA		<0.01mA	
Voltage Drop	<1.5V		<1.5V	
Switching Frequency	500HZ		500HZ	
Response Time	0.5ms/0.5ms		0.5ms/0.5ms	
Switching Hysteresis	<15%(sr)		<15%(sr)	
Repeat Accuracy	<1.0%(sr)		<1.0%(sr)	
Protection Category	IP67		IP67	
Operating Temperature	-25 ℃ - +75 ℃		-25 ℃ - +75 ℃	
Temperature Drift	<10%(sr)		<10%(sr)	
Short Circuit Protection	YES		YES	
Overload Trip Point	220mA		220mA	
Material Active Face	Stainless steel		Stainless steel	
DC 3 wire 10-30V NPN N.O.	M1S1-M1808N-O3S2	1	M1S1-M1808N-OES4	31
DC 3 wire 10-30V NPN N.C.	M1S1-M1808N-C3S2	2	M1S1-M1808N-CES4	32
DC 3 wire 10-30V PNP N.O.	M1S1-M1808P-O3S2	3	M1S1-M1808P-OES4	33
DC 3 wire 10-30V PNP N.C.	M1S1-M1808P-C3S2	4	M1S1-M1808P-CES4	34
DC 4 wire 10-30V Changeover PNP (N.O. & N.C.)	-		-	
DC 4 wire 10-30V Changeover NPN (N.O. & N.C.)	-		-	
DC 2 wire 10-60V N.O.	-		-	
DC 2 wire 10-60V N.C.	-		-	
DC 3 wire 10-55v NPN N.O.	-		-	
DC 3 wire 10-55v NPN N.C.	-		-	
DC 3 wire 10-55v PNP N.O.	-		-	
DC 3 wire 10-55v PNP N.C.	-		-	
DC 3 wire 5-36V PNP N.C.	-		-	
DC 3 wire 5-36V PNP N.O.	-		-	
DC 3 wire 5-36V NPN N.C.	-		-	
DC 3 wire 5-36V NPN N.O.	-		-	
DC 4 wire 5-36V Changeover PNP (N.O & N.C.)	-		-	
DC 4 wire 5-36V Changeover NPN (N.O & N.C.)	-		-	
Wiring diagram number				
Dimensions (unit: mm)	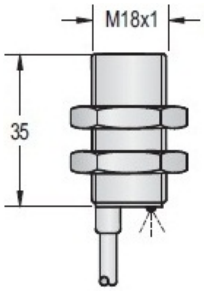		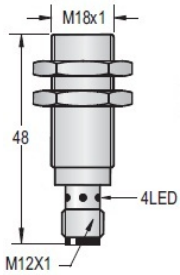	
Cable 2M (PVC)	4φ 3x0.34		M12 Euro-style	
Weight	approx.120 g		approx.50 g	

Subject to modifications without notice

Tel: +86-755-2646 7962 Fax: +86-755-2646 7925 MSN: dfan852@hotmail.com
Web: www.mountiger.com E-mail: sales@mountiger.com QQ: 873764592

Mountiger Sensing the future

DC METAL FACE INDUCTIVE PROXIMITY SWITCH (M18)

Diameter	M18			
Shielded/non-Shielded	Shielded			
Switching Distance Sn mm	8 mm			
Housing Material	Stainless Steel			
With LED/Without LED	With LED			
Picture				
Operating Voltage	10-30VDC			
Ripple	<10%			
No Load Current	<10mA			
Max. Load Current	200mA			
Leakge Current	<0.01mA			
Voltage Drop	<1.5V			
Switching Frequency	500HZ			
Response Time	0.5ms/0.5ms			
Switching Hysteresis	<15%(sr)			
Repeat Accuracy	<1.0%(sr)			
Protection Category	IP67			
Operating Temperature	-25 ℃ - +75 ℃			
Temperature Drift	<10%(sr)			
Short Circuit Protection	YES			
Overload Trip Point	220mA			
Material Active Face	Stainless steel			
DC 3 wire 10-30V NPN N.O.	M1S1-M1808N-OEA4	31		
DC 3 wire 10-30V NPN N.C.	M1S1-M1808N-CEA4	32		
DC 3 wire 10-30V PNP N.O.	M1S1-M1808P-OEA4	33		
DC 3 wire 10-30V PNP N.C.	M1S1-M1808P-CEA4	34		
DC 4 wire 10-30V Changeover PNP (N.O. & N.C.)	-			
DC 4 wire 10-30V Changeover NPN (N.O. & N.C.)	-			
DC 2 wire 10-60V N.O.	-			
DC 2 wire 10-60V N.C.	-			
DC 3 wire 10-55v NPN N.O.	-			
DC 3 wire 10-55v NPN N.C.	-			
DC 3 wire 10-55v PNP N.O.	-			
DC 3 wire 10-55v PNP N.C.	-			
DC 3 wire 5-36V PNP N.C.	-			
DC 3 wire 5-36V PNP N.O.	-			
DC 3 wire 5-36V NPN N.C.	-			
DC 3 wire 5-36V NPN N.O.	-			
DC 4 wire 5-36V Changeover PNP (N.O & N.C.)	-			
DC 4 wire 5-36V Changeover NPN (N.O & N.C.)	-			
Wiring diagram number				
Dimensions (unit: mm)	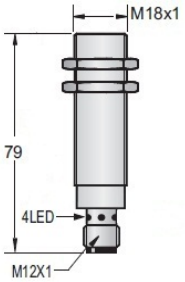			
Cable 2M (PVC)	M12 Euro-style			
Weight	approx.94 g			

Subject to modifications without notice

Tel: +86-755-2646 7962 Fax: +86-755-2646 7925 MSN: dfan852@hotmail.com
Web: www.mountiger.com E-mail: sales@mountiger.com QQ: 873764592

Mountiger Sensing the future

DC METAL FACE INDUCTIVE PROXIMITY SWITCH (M30)

Diameter	M30		M30	
Shielded/non-Shielded	Shielded		Non-Shielded	
Switching Distance Sn mm	10 mm		13 mm	
Housing Material	Stainless Steel		Stainless Steel	
With LED/Without LED	With LED		With LED	
Picture				
Operating Voltage	10-30VDC		10-30VDC	
Ripple	<10%		<10%	
No Load Current	<10mA		<10mA	
Max. Load Current	200mA		200mA	
Leakge Current	<0.01mA		<0.01mA	
Voltage Drop	<1.5V		<1.5V	
Switching Frequency	300HZ		150HZ	
Response Time	0.5ms/0.5ms		1ms/1ms	
Switching Hysteresis	<15%(sr)		<15%(sr)	
Repeat Accuracy	<1.0%(sr)		<1.0%(sr)	
Protection Category	IP67		IP67	
Operating Temperature	-25 ℃ - +75 ℃		-25 ℃ - +75 ℃	
Temperature Drift	<10%(sr)		<10%(sr)	
Short Circuit Protection	YES		YES	
Overload Trip Point	220mA		220mA	
Material Active Face	Stainless steel		Stainless steel	
DC 3 wire 10-30V NPN N.O.	M1S1-M3010N-O3A2	1	M1S2-M3013N-O3A2	1
DC 3 wire 10-30V NPN N.C.	M1S1-M3010N-C3A2	2	M1S2-M3013N-C3A2	2
DC 3 wire 10-30V PNP N.O.	M1S1-M3010P-O3A2	3	M1S2-M3013P-O3A2	3
DC 3 wire 10-30V PNP N.C.	M1S1-M3010P-C3A2	4	M1S2-M3013P-C3A2	4
DC 4 wire 10-30V Changeover PNP (N.O. & N.C.)	-		-	
DC 4 wire 10-30V Changeover NPN (N.O. & N.C.)	-		-	
DC 2 wire 10-60V N.O.	-		-	
DC 2 wire 10-60V N.C.	-		-	
DC 3 wire 10-55v NPN N.O.	-		-	
DC 3 wire 10-55v NPN N.C.	-		-	
DC 3 wire 10-55v PNP N.O.	-		-	
DC 3 wire 10-55v PNP N.C.	-		-	
DC 3 wire 5-36V PNP N.C.	-		-	
DC 3 wire 5-36V PNP N.O.	-		-	
DC 3 wire 5-36V NPN N.C.	-		-	
DC 3 wire 5-36V NPN N.O.	-		-	
DC 4 wire 5-36V Changeover PNP (N.O & N.C.)	-		-	
DC 4 wire 5-36V Changeover NPN (N.O & N.C.)	-		-	
Wiring diagram number				
Dimensions (unit: mm)	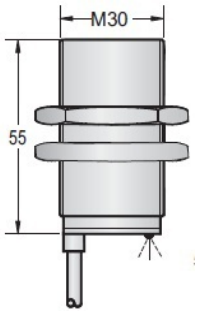		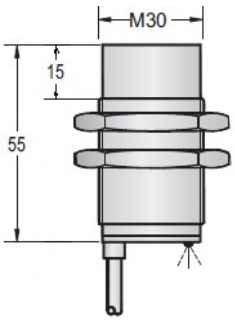	
Cable 2M (PVC)	5.8φ 3x0.5 or 5.8φ 4x0.5		5.8φ 3x0.5 or 5.8φ 4x0.5	
Weight	approx.217 g		approx.207 g	

Subject to modifications without notice

Tel: +86-755-2646 7962 Fax: +86-755-2646 7925 MSN: dfan852@hotmail.com
Web: www.mountiger.com E-mail: sales@mountiger.com QQ: 873764592

Mountiger Sensing the future

DC METAL FACE INDUCTIVE PROXIMITY SWITCH (M30)

Diameter	M30		M30	
Shielded/non-Shielded	Shielded		Non-Shielded	
Switching Distance Sn mm	10 mm		13 mm	
Housing Material	Stainless Steel		Stainless Steel	
With LED/Without LED	With LED		With LED	
Picture				
Operating Voltage	10-30VDC		10-30VDC	
Ripple	<10%		<10%	
No Load Current	<10mA		<10mA	
Max. Load Current	200mA		200mA	
Leakge Current	<0.01mA		<0.01mA	
Voltage Drop	<1.5V		<1.5V	
Switching Frequency	300HZ		150HZ	
Response Time	0.5ms/0.5ms		1ms/1ms	
Switching Hysteresis	<15%(sr)		<15%(sr)	
Repeat Accuracy	<1.0%(sr)		<1.0%(sr)	
Protection Category	IP67		IP67	
Operating Temperature	-25 ℃ - +75 ℃		-25 ℃ - +75 ℃	
Temperature Drift	<10%(sr)		<10%(sr)	
Short Circuit Protection	YES		YES	
Overload Trip Point	220mA		220mA	
Material Active Face	Stainless steel		Stainless steel	
DC 3 wire 10-30V NPN N.O.	M1S1-M3010N-O3S2	1	M1S2-M3013N-O3S2	1
DC 3 wire 10-30V NPN N.C.	M1S1-M3010N-C3S2	2	M1S2-M3013N-C3S2	2
DC 3 wire 10-30V PNP N.O.	M1S1-M3010P-O3S2	3	M1S2-M3013P-O3S2	3
DC 3 wire 10-30V PNP N.C.	M1S1-M3010P-C3S2	4	M1S2-M3013P-C3S2	4
DC 4 wire 10-30V Changeover PNP (N.O. & N.C.)	-		-	
DC 4 wire 10-30V Changeover NPN (N.O. & N.C.)	-		-	
DC 2 wire 10-60V N.O.	-		-	
DC 2 wire 10-60V N.C.	-		-	
DC 3 wire 10-55v NPN N.O.	-		-	
DC 3 wire 10-55v NPN N.C.	-		-	
DC 3 wire 10-55v PNP N.O.	-		-	
DC 3 wire 10-55v PNP N.C.	-		-	
DC 3 wire 5-36V PNP N.C.	-		-	
DC 3 wire 5-36V PNP N.O.	-		-	
DC 3 wire 5-36V NPN N.C.	-		-	
DC 3 wire 5-36V NPN N.O.	-		-	
DC 4 wire 5-36V Changeover PNP (N.O & N.C.)	-		-	
DC 4 wire 5-36V Changeover NPN (N.O & N.C.)	-		-	
Wiring diagram number				
Dimensions (unit: mm)	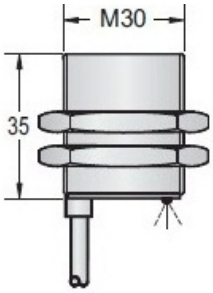		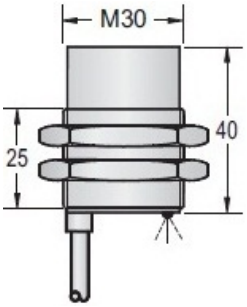	
Cable 2M (PVC)	5.8φ 3x0.5 or 5.8φ 4x0.5		5.8φ 3x0.5 or 5.8φ 4x0.5	
Weight	approx.180 g		approx.182 g	

Subject to modifications without notice

Tel: +86-755-2646 7962 Fax: +86-755-2646 7925 MSN: dfan852@hotmail.com
Web: www.mountiger.com E-mail: sales@mountiger.com QQ: 873764592

Mountiger Sensing the future

DC METAL FACE INDUCTIVE PROXIMITY SWITCH (M30)

Diameter	M30		M30	
Shielded/non-Shielded	Shielded		Non-Shielded	
Switching Distance Sn mm	10 mm		13 mm	
Housing Material	Stainless Steel		Stainless Steel	
With LED/Without LED	With LED		With LED	
Picture				
Operating Voltage	10-30VDC		10-30VDC	
Ripple	<10%		<10%	
No Load Current	<10mA		<10mA	
Max. Load Current	200mA		200mA	
Leakge Current	<0.01mA		<0.01mA	
Voltage Drop	<1.5V		<1.5V	
Switching Frequency	300HZ		150HZ	
Response Time	0.5ms/0.5ms		1ms/1ms	
Switching Hysteresis	<15%(sr)		<15%(sr)	
Repeat Accuracy	<1.0%(sr)		<1.0%(sr)	
Protection Category	IP67		IP67	
Operating Temperature	-25 ℃ - +75 ℃		-25 ℃ - +75 ℃	
Temperature Drift	<10%(sr)		<10%(sr)	
Short Circuit Protection	YES		YES	
Overload Trip Point	220mA		220mA	
Material Active Face	Stainless steel		Stainless steel	
DC 3 wire 10-30V NPN N.O.	M1S1-M3010N-OEA4	31	M1S2-M3013N-OEA4	31
DC 3 wire 10-30V NPN N.C.	M1S1-M3010N-CEA4	32	M1S2-M3013N-CEA4	32
DC 3 wire 10-30V PNP N.O.	M1S1-M3010P-OEA4	33	M1S2-M3013P-OEA4	33
DC 3 wire 10-30V PNP N.C.	M1S1-M3010P-CEA4	34	M1S2-M3013P-CEA4	34
DC 4 wire 10-30V Changeover PNP (N.O. & N.C.)	-		-	
DC 4 wire 10-30V Changeover NPN (N.O. & N.C.)	-		-	
DC 2 wire 10-60V N.O.	-		-	
DC 2 wire 10-60V N.C.	-		-	
DC 3 wire 10-55v NPN N.O.	-		-	
DC 3 wire 10-55v NPN N.C.	-		-	
DC 3 wire 10-55v PNP N.O.	-		-	
DC 3 wire 10-55v PNP N.C.	-		-	
DC 3 wire 5-36V PNP N.C.	-		-	
DC 3 wire 5-36V PNP N.O.	-		-	
DC 3 wire 5-36V NPN N.C.	-		-	
DC 3 wire 5-36V NPN N.O.	-		-	
DC 4 wire 5-36V Changeover PNP (N.O & N.C.)	-		-	
DC 4 wire 5-36V Changeover NPN (N.O & N.C.)	-		-	
Wiring diagram number				
Dimensions (unit: mm)	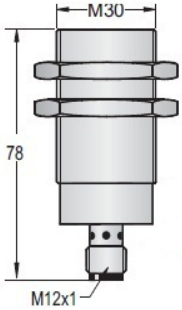		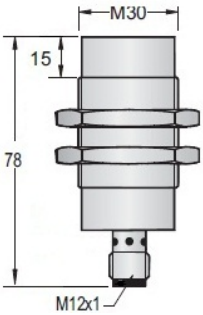	
Cable 2M (PVC)	M12 Euro-style		M12 Euro-style	
Weight	approx.187 g		approx.179 g	

Subject to modifications without notice

Tel: +86-755-2646 7962 Fax: +86-755-2646 7925 MSN: dfan852@hotmail.com
Web: www.mountiger.com E-mail: sales@mountiger.com QQ: 873764592

Mountiger Sensing the future

DC METAL FACE INDUCTIVE PROXIMITY SWITCH (M30)

Diameter	M30		M30	
Shielded/non-Shielded	Shielded		Non-Shielded	
Switching Distance Sn mm	10 mm		13 mm	
Housing Material	Stainless Steel		Stainless Steel	
With LED/Without LED	With LED		With LED	
Picture				
Operating Voltage	10-30VDC		10-30VDC	
Ripple	<10%		<10%	
No Load Current	<10mA		<10mA	
Max. Load Current	200mA		200mA	
Leakge Current	<0.01mA		<0.01mA	
Voltage Drop	<1.5V		<1.5V	
Switching Frequency	300HZ		150HZ	
Response Time	0.5ms/0.5ms		1ms/1ms	
Switching Hysteresis	<15%(sr)		<15%(sr)	
Repeat Accuracy	<1.0%(sr)		<1.0%(sr)	
Protection Category	IP67		IP67	
Operating Temperature	-25 ℃ - +75 ℃		-25 ℃ - +75 ℃	
Temperature Drift	<10%(sr)		<10%(sr)	
Short Circuit Protection	YES		YES	
Overload Trip Point	220mA		220mA	
Material Active Face	Stainless steel		Stainless steel	
DC 3 wire 10-30V NPN N.O.	M1S1-M3010N-OER4	31	M1S2-M3013N-OES4	31
DC 3 wire 10-30V NPN N.C.	M1S1-M3010N-CER4	32	M1S2-M3013N-CES4	32
DC 3 wire 10-30V PNP N.O.	M1S1-M3010P-OER4	33	M1S2-M3013P-OES4	33
DC 3 wire 10-30V PNP N.C.	M1S1-M3010P-CER4	34	M1S2-M3013P-CES4	34
DC 4 wire 10-30V Changeover PNP (N.O. & N.C.)	-		-	
DC 4 wire 10-30V Changeover NPN (N.O. & N.C.)	-		-	
DC 2 wire 10-60V N.O.	-		-	
DC 2 wire 10-60V N.C.	-		-	
DC 3 wire 10-55v NPN N.O.	-		-	
DC 3 wire 10-55v NPN N.C.	-		-	
DC 3 wire 10-55v PNP N.O.	-		-	
DC 3 wire 10-55v PNP N.C.	-		-	
DC 3 wire 5-36V PNP N.C.	-		-	
DC 3 wire 5-36V PNP N.O.	-		-	
DC 3 wire 5-36V NPN N.C.	-		-	
DC 3 wire 5-36V NPN N.O.	-		-	
DC 4 wire 5-36V Changeover PNP (N.O & N.C.)	-		-	
DC 4 wire 5-36V Changeover NPN (N.O & N.C.)	-		-	
Wiring diagram number				
Dimensions (unit: mm)	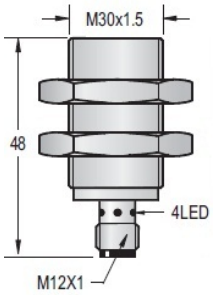		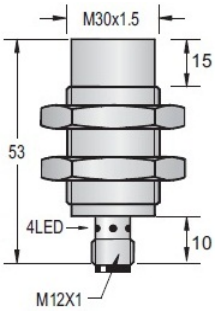	
Cable 2M (PVC)	M12 Euro-style		M12 Euro-style	
Weight	approx.160 g		approx.155 g	

Subject to modifications without notice

Tel: +86-755-2646 7962 Fax: +86-755-2646 7925 MSN: dfan852@hotmail.com
Web: www.mountiger.com E-mail: sales@mountiger.com QQ: 873764592

Mountiger Sensing the future

DC METAL FACE INDUCTIVE PROXIMITY SWITCH (M12) FERROUS ONLY SENSING

Diameter	M12		M12	
Shielded/non-Shielded	Shielded		Non-Shielded	
Switching Distance Sn mm	2 mm		4 mm	
Housing Material	Stainless Steel		Stainless Steel	
With LED/Without LED	With LED		With LED	
Picture				
Operating Voltage	10-30VDC		10-30VDC	
Ripple	<10%		<10%	
No Load Current	<10mA		<10mA	
Max. Load Current	200mA		200mA	
Leakge Current	<0.01mA		<0.01mA	
Voltage Drop	<1.5V		<1.5V	
Switching Frequency	2KHZ		1KHZ	
Response Time	0.1ms/0.1ms		0.2ms/0.2ms	
Switching Hysteresis	<15%(sr)		<15%(sr)	
Repeat Accuracy	<1.0%(sr)		<1.0%(sr)	
Protection Category	IP67		IP67	
Operating Temperature	-25 ℃ - +75 ℃		-25 ℃ - +75 ℃	
Temperature Drift	<10%(sr)		<10%(sr)	
Short Circuit Protection	YES		YES	
Overload Trip Point	220mA		220mA	
Material Active Face	Stainless steel		Stainless steel	
DC 3 wire 10-30V NPN N.O.	M1S1-M1202N-O3A2/F	1	M1S2-M1204N-O3A2/F	1
DC 3 wire 10-30V NPN N.C.	M1S1-M1202N-C3A2/F	2	M1S2-M1204N-C3A2/F	2
DC 3 wire 10-30V PNP N.O.	M1S1-M1202P-O3A2/F	3	M1S2-M1204P-O3A2/F	3
DC 3 wire 10-30V PNP N.C.	M1S1-M1202P-C3A2/F	4	M1S2-M1204P-C3A2/F	4
DC 4 wire 10-30V Changeover PNP (N.O. & N.C.)	-		-	
DC 4 wire 10-30V Changeover NPN (N.O. & N.C.)	-		-	
DC 2 wire 10-60V N.O.	-		-	
DC 2 wire 10-60V N.C.	-		-	
DC 3 wire 10-55v NPN N.O.	-		-	
DC 3 wire 10-55v NPN N.C.	-		-	
DC 3 wire 10-55v PNP N.O.	-		-	
DC 3 wire 10-55v PNP N.C.	-		-	
DC 3 wire 5-36V PNP N.C.	-		-	
DC 3 wire 5-36V PNP N.O.	-		-	
DC 3 wire 5-36V NPN N.C.	-		-	
DC 3 wire 5-36V NPN N.O.	-		-	
DC 4 wire 5-36V Changeover PNP (N.O & N.C.)	-		-	
DC 4 wire 5-36V Changeover NPN (N.O & N.C.)	-		-	
Wiring diagram number				
Dimensions (unit: mm)	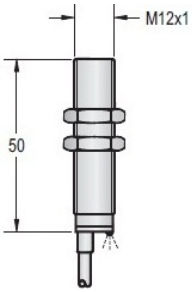		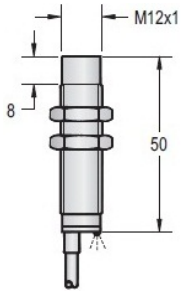	
Cable 2M (PVC)	4φ 3x0.15		4φ 3x0.15	
Weight	approx. 67 g		approx. 65 g	

Subject to modifications without notice

Tel: +86-755-2646 7962 Fax: +86-755-2646 7925 MSN: dfan852@hotmail.com
Web: www.mountiger.com E-mail: sales@mountiger.com QQ: 873764592

Mountiger Sensing the future

DC METAL FACE INDUCTIVE PROXIMITY SWITCH (M12) FERROUS ONLY SENSING

Diameter	M12		M12	
Shielded/non-Shielded	Shielded		Non-Shielded	
Switching Distance Sn mm	2 mm		4 mm	
Housing Material	Stainless Steel		Stainless Steel	
With LED/Without LED	With LED		With LED	
Picture				
Operating Voltage	10-30VDC		10-30VDC	
Ripple	<10%		<10%	
No Load Current	<10mA		<10mA	
Max. Load Current	200mA		200mA	
Leakge Current	<0.01mA		<0.01mA	
Voltage Drop	<1.5V		<1.5V	
Switching Frequency	2KHZ		1KHZ	
Response Time	0.1ms/0.1ms		0.2ms/0.2ms	
Switching Hysteresis	<15%(sr)		<15%(sr)	
Repeat Accuracy	<1.0%(sr)		<1.0%(sr)	
Protection Category	IP67		IP67	
Operating Temperature	-25 ℃ - +75 ℃		-25 ℃ - +75 ℃	
Temperature Drift	<10%(sr)		<10%(sr)	
Short Circuit Protection	YES		YES	
Overload Trip Point	220mA		220mA	
Material Active Face	Stainless steel		Stainless steel	
DC 3 wire 10-30V NPN N.O.	M1S1-M1202N-OEA4/F	31	M1S2-M1204N-OEA4/F	31
DC 3 wire 10-30V NPN N.C.	M1S1-M1202N-CEA4/F	32	M1S2-M1204N-CEA4/F	32
DC 3 wire 10-30V PNP N.O.	M1S1-M1202P-OEA4/F	33	M1S2-M1204P-OEA4/F	33
DC 3 wire 10-30V PNP N.C.	M1S1-M1202P-CEA4/F	34	M1S2-M1204P-CEA4/F	34
DC 4 wire 10-30V Changeover PNP (N.O. & N.C.)	-		-	
DC 4 wire 10-30V Changeover NPN (N.O. & N.C.)	-		-	
DC 2 wire 10-60V N.O.	-		-	
DC 2 wire 10-60V N.C.	-		-	
DC 3 wire 10-55v NPN N.O.	-		-	
DC 3 wire 10-55v NPN N.C.	-		-	
DC 3 wire 10-55v PNP N.O.	-		-	
DC 3 wire 10-55v PNP N.C.	-		-	
DC 3 wire 5-36V PNP N.C.	-		-	
DC 3 wire 5-36V PNP N.O.	-		-	
DC 3 wire 5-36V NPN N.C.	-		-	
DC 3 wire 5-36V NPN N.O.	-		-	
DC 4 wire 5-36V Changeover PNP (N.O & N.C.)	-		-	
DC 4 wire 5-36V Changeover NPN (N.O & N.C.)	-		-	
Wiring diagram number				
Dimensions (unit: mm)	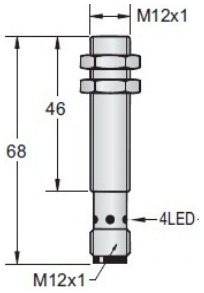		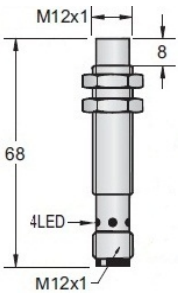	
Cable 2M (PVC)	M12 Euro-style		M12 Euro-style	
Weight	approx. 31 g		approx. 30 g	

Subject to modifications without notice

Tel: +86-755-2646 7962 Fax: +86-755-2646 7925 MSN: dfan852@hotmail.com
Web: www.mountiger.com E-mail: sales@mountiger.com QQ: 873764592

Mountiger Sensing the future

DC METAL FACE INDUCTIVE PROXIMITY SWITCH (M18) FERROUS ONLY SENSING

Diameter	M18		M18	
Shielded/non-Shielded	Shielded		Non-Shielded	
Switching Distance Sn mm	5 mm		8 mm	
Housing Material	Stainless Steel		Stainless Steel	
With LED/Without LED	With LED		With LED	
Picture				
Operating Voltage	10-30VDC		10-30VDC	
Ripple	<10%		<10%	
No Load Current	<10mA		<10mA	
Max. Load Current	200mA		200mA	
Leakge Current	<0.01mA		<0.01mA	
Voltage Drop	<1.5V		<1.5V	
Switching Frequency	1KHZ		500HZ	
Response Time	0.2ms/0.2ms		0.5ms/0.5ms	
Switching Hysteresis	<15%(sr)		<15%(sr)	
Repeat Accuracy	<1.0%(sr)		<1.0%(sr)	
Protection Category	IP67		IP67	
Operating Temperature	-25 ℃ - +75 ℃		-25 ℃ - +75 ℃	
Temperature Drift	<10%(sr)		<10%(sr)	
Short Circuit Protection	YES		YES	
Overload Trip Point	220mA		220mA	
Material Active Face	Stainless steel		Stainless steel	
DC 3 wire 10-30V NPN N.O.	M1S1-M1805N-O3A2/F	1	M1S2-M1808N-O3A2/F	1
DC 3 wire 10-30V NPN N.C.	M1S1-M1805N-C3A2/F	2	M1S2-M1808N-C3A2/F	2
DC 3 wire 10-30V PNP N.O.	M1S1-M1805P-O3A2/F	3	M1S2-M1808P-O3A2/F	3
DC 3 wire 10-30V PNP N.C.	M1S1-M1805P-C3A2/F	4	M1S2-M1808P-C3A2/F	4
DC 4 wire 10-30V Changeover PNP (N.O. & N.C.)	-		-	
DC 4 wire 10-30V Changeover NPN (N.O. & N.C.)	-		-	
DC 2 wire 10-60V N.O.	-		-	
DC 2 wire 10-60V N.C.	-		-	
DC 3 wire 10-55v NPN N.O.	-		-	
DC 3 wire 10-55v NPN N.C.	-		-	
DC 3 wire 10-55v PNP N.O.	-		-	
DC 3 wire 10-55v PNP N.C.	-		-	
DC 3 wire 5-36V PNP N.C.	-		-	
DC 3 wire 5-36V PNP N.O.	-		-	
DC 3 wire 5-36V NPN N.C.	-		-	
DC 3 wire 5-36V NPN N.O.	-		-	
DC 4 wire 5-36V Changeover PNP (N.O & N.C.)	-		-	
DC 4 wire 5-36V Changeover NPN (N.O & N.C.)	-		-	
Wiring diagram number				
Dimensions (unit: mm)	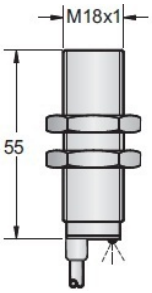		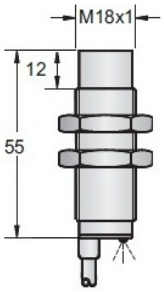	
Cable 2M (PVC)	4φ 3x0.34		4φ 3x0.34	
Weight	approx.153 g		approx.144 g	

Subject to modifications without notice

Tel: +86-755-2646 7962 Fax: +86-755-2646 7925 MSN: dfan852@hotmail.com
Web: www.mountiger.com E-mail: sales@mountiger.com QQ: 873764592

Mountiger Sensing the future

DC METAL FACE INDUCTIVE PROXIMITY SWITCH (M18) FERROUS ONLY SENSING

Diameter	M18		M18	
Shielded/non-Shielded	Shielded		Non-Shielded	
Switching Distance Sn mm	5 mm		8 mm	
Housing Material	Stainless Steel		Stainless Steel	
With LED/Without LED	With LED		With LED	
Picture				
Operating Voltage	10-30VDC		10-30VDC	
Ripple	<10%		<10%	
No Load Current	<10mA		<10mA	
Max. Load Current	200mA		200mA	
Leakge Current	<0.01mA		<0.01mA	
Voltage Drop	<1.5V		<1.5V	
Switching Frequency	1KHZ		500HZ	
Response Time	0.2ms/0.2ms		0.5ms/0.5ms	
Switching Hysteresis	<15%(sr)		<15%(sr)	
Repeat Accuracy	<1.0%(sr)		<1.0%(sr)	
Protection Category	IP67		IP67	
Operating Temperature	-25 ℃ - +75 ℃		-25 ℃ - +75 ℃	
Temperature Drift	<10%(sr)		<10%(sr)	
Short Circuit Protection	YES		YES	
Overload Trip Point	220mA		220mA	
Material Active Face	Stainless steel		Stainless steel	
DC 3 wire 10-30V NPN N.O.	M1S1-M1805N-OEA4/F	31	M1S2-M1808N-OEA4/F	31
DC 3 wire 10-30V NPN N.C.	M1S1-M1805N-CEA4/F	32	M1S2-M1808N-CEA4/F	32
DC 3 wire 10-30V PNP N.O.	M1S1-M1805P-OEA4/F	33	M1S2-M1808P-OEA4/F	33
DC 3 wire 10-30V PNP N.C.	M1S1-M1805P-CEA4/F	34	M1S2-M1808P-CEA4/F	34
DC 4 wire 10-30V Changeover PNP (N.O. & N.C.)	-		-	
DC 4 wire 10-30V Changeover NPN (N.O. & N.C.)	-		-	
DC 2 wire 10-60V N.O.	-		-	
DC 2 wire 10-60V N.C.	-		-	
DC 3 wire 10-55v NPN N.O.	-		-	
DC 3 wire 10-55v NPN N.C.	-		-	
DC 3 wire 10-55v PNP N.O.	-		-	
DC 3 wire 10-55v PNP N.C.	-		-	
DC 3 wire 5-36V PNP N.C.	-		-	
DC 3 wire 5-36V PNP N.O.	-		-	
DC 3 wire 5-36V NPN N.C.	-		-	
DC 3 wire 5-36V NPN N.O.	-		-	
DC 4 wire 5-36V Changeover PNP (N.O & N.C.)	-		-	
DC 4 wire 5-36V Changeover NPN (N.O & N.C.)	-		-	
Wiring diagram number				
Dimensions (unit: mm)	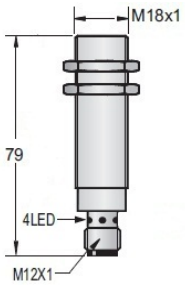		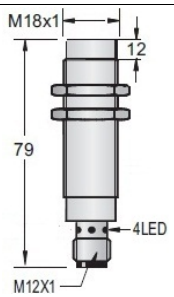	
Cable 2M (PVC)	M12 Euro-style		M12 Euro-style	
Weight	approx.94 g		approx.91 g	

Subject to modifications without notice

Tel: +86-755-2646 7962 Fax: +86-755-2646 7925 MSN: dfan852@hotmail.com
Web: www.mountiger.com E-mail: sales@mountiger.com QQ: 873764592

Mountiger Sensing the future

DC METAL FACE INDUCTIVE PROXIMITY SWITCH (M30) FERROUS ONLY SENSING

Diameter	M30		M30	
Shielded/non-Shielded	Shielded		Shielded	
Switching Distance Sn mm	10 mm		10 mm	
Housing Material	Stainless Steel		Stainless Steel	
With LED/Without LED	With LED		With LED	
Picture				
Operating Voltage	10-30VDC		10-30VDC	
Ripple	<10%		<10%	
No Load Current	<10mA		<10mA	
Max. Load Current	200mA		200mA	
Leakge Current	<0.01mA		<0.01mA	
Voltage Drop	<1.5V		<1.5V	
Switching Frequency	300HZ		300HZ	
Response Time	0.5ms/0.5ms		0.5ms/0.5ms	
Switching Hysteresis	<15%(sr)		<15%(sr)	
Repeat Accuracy	<1.0%(sr)		<1.0%(sr)	
Protection Category	IP67		IP67	
Operating Temperature	-25 ℃ - +75 ℃		-25 ℃ - +75 ℃	
Temperature Drift	<10%(sr)		<10%(sr)	
Short Circuit Protection	YES		YES	
Overload Trip Point	220mA		220mA	
Material Active Face	Stainless steel		Stainless steel	
DC 3 wire 10-30V NPN N.O.	M1S1-M3010N-O3A2/F	1	M1S1-M3010N-OEA4/F	31
DC 3 wire 10-30V NPN N.C.	M1S1-M3010N-C3A2/F	2	M1S1-M3010N-CEA4/F	32
DC 3 wire 10-30V PNP N.O.	M1S1-M3010P-O3A2/F	3	M1S1-M3010P-OEA4/F	33
DC 3 wire 10-30V PNP N.C.	M1S1-M3010P-C3A2/F	4	M1S1-M3010P-CEA4/F	34
DC 4 wire 10-30V Changeover PNP (N.O. & N.C.)	-		-	
DC 4 wire 10-30V Changeover NPN (N.O. & N.C.)	-		-	
DC 3 wire 10-55v NPN N.O.	-			
DC 3 wire 10-55v NPN N.C.	-			
DC 3 wire 10-55v PNP N.O.	-			
DC 3 wire 10-55v PNP N.C.	-			
DC 3 wire 5-36V PNP N.C.	-		-	
DC 3 wire 5-36V PNP N.O.	-		-	
DC 3 wire 5-36V NPN N.C.	-		-	
DC 3 wire 5-36V NPN N.O.	-		-	
DC 4 wire 5-36V Changeover PNP (N.O & N.C.)	-		-	
DC 4 wire 5-36V Changeover NPN (N.O & N.C.)	-		-	
Wiring diagram number				
Dimensions (unit: mm)	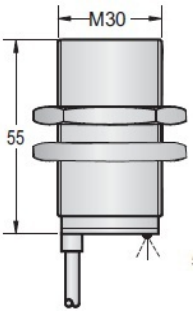		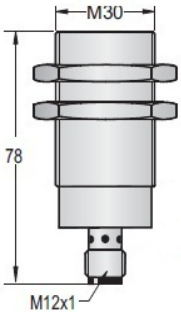	
Cable 2M (PVC)	5.8φ 3x0.5 or 5.8φ 4x0.5		M12 Euro-style	
Weight	approx.217 g		approx.187 g	

Subject to modifications without notice

Tel: +86-755-2646 7962 Fax: +86-755-2646 7925 MSN: dfan852@hotmail.com
Web: www.mountiger.com E-mail: sales@mountiger.com QQ: 873764592

Mountiger Sensing the future

DC METAL FACE INDUCTIVE PROXIMITY SWITCH (M12) NON-FERROUS ONLY SENSING

Diameter	M12		M12	
Shielded/non-Shielded	Shielded		Non-Shielded	
Switching Distance Sn mm	2 mm		4 mm	
Housing Material	Stainless Steel		Stainless Steel	
With LED/Without LED	With LED		With LED	
Picture				
Operating Voltage	10-30VDC		10-30VDC	
Ripple	<10%		<10%	
No Load Current	<10mA		<10mA	
Max. Load Current	200mA		200mA	
Leakge Current	<0.01mA		<0.01mA	
Voltage Drop	<1.5V		<1.5V	
Switching Frequency	2KHZ		1KHZ	
Response Time	0.1ms/0.1ms		0.2ms/0.2ms	
Switching Hysteresis	<15%(sr)		<15%(sr)	
Repeat Accuracy	<1.0%(sr)		<1.0%(sr)	
Protection Category	IP67		IP67	
Operating Temperature	-25 ℃ - +75 ℃		-25 ℃ - +75 ℃	
Temperature Drift	<10%(sr)		<10%(sr)	
Short Circuit Protection	YES		YES	
Overload Trip Point	220mA		220mA	
Material Active Face	Stainless steel		Stainless steel	
DC 3 wire 10-30V NPN N.O.	M1S1-M1202N-O3A2/N	1	M1S2-M1204N-O3A2/N	1
DC 3 wire 10-30V NPN N.C.	M1S1-M1202N-C3A2/N	2	M1S2-M1204N-C3A2/N	2
DC 3 wire 10-30V PNP N.O.	M1S1-M1202P-O3A2/N	3	M1S2-M1204P-O3A2/N	3
DC 3 wire 10-30V PNP N.C.	M1S1-M1202P-C3A2/N	4	M1S2-M1204P-C3A2/N	4
DC 4 wire 10-30V Changeover PNP (N.O. & N.C.)	-		-	
DC 4 wire 10-30V Changeover NPN (N.O. & N.C.)	-		-	
DC 2 wire 10-60V N.O.	-		-	
DC 2 wire 10-60V N.C.	-		-	
DC 3 wire 10-55v NPN N.O.	-		-	
DC 3 wire 10-55v NPN N.C.	-		-	
DC 3 wire 10-55v PNP N.O.	-		-	
DC 3 wire 10-55v PNP N.C.	-		-	
DC 3 wire 5-36V PNP N.C.	-		-	
DC 3 wire 5-36V PNP N.O.	-		-	
DC 3 wire 5-36V NPN N.C.	-		-	
DC 3 wire 5-36V NPN N.O.	-		-	
DC 4 wire 5-36V Changeover PNP (N.O & N.C.)	-		-	
DC 4 wire 5-36V Changeover NPN (N.O & N.C.)	-		-	
Wiring diagram number				
Dimensions (unit: mm)	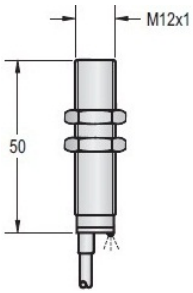		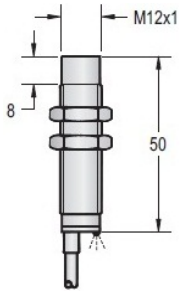	
Cable 2M (PVC)	4φ 3x0.15		4φ 3x0.15	
Weight	approx. 67 g		approx. 65 g	

Subject to modifications without notice

Tel: +86-755-2646 7962 Fax: +86-755-2646 7925 MSN: dfan852@hotmail.com
Web: www.mountiger.com E-mail: sales@mountiger.com QQ: 873764592

Mountiger Sensing the future

DC METAL FACE INDUCTIVE PROXIMITY SWITCH (M12) NON-FERROUS ONLY SENSING

Diameter	M12		M12	
Shielded/non-Shielded	Shielded		Non-Shielded	
Switching Distance Sn mm	2 mm		4 mm	
Housing Material	Stainless Steel		Stainless Steel	
With LED/Without LED	With LED		With LED	
Picture				
Operating Voltage	10-30VDC		10-30VDC	
Ripple	<10%		<10%	
No Load Current	<10mA		<10mA	
Max. Load Current	200mA		200mA	
Leakge Current	<0.01mA		<0.01mA	
Voltage Drop	<1.5V		<1.5V	
Switching Frequency	2KHZ		1KHZ	
Response Time	0.1ms/0.1ms		0.2ms/0.2ms	
Switching Hysteresis	<15%(sr)		<15%(sr)	
Repeat Accuracy	<1.0%(sr)		<1.0%(sr)	
Protection Category	IP67		IP67	
Operating Temperature	-25 ℃ - +75 ℃		-25 ℃ - +75 ℃	
Temperature Drift	<10%(sr)		<10%(sr)	
Short Circuit Protection	YES		YES	
Overload Trip Point	220mA		220mA	
Material Active Face	Stainless steel		Stainless steel	
DC 3 wire 10-30V NPN N.O.	M1S1-M1202N-OEA4/N	31	M1S2-M1204N-OEA4/N	31
DC 3 wire 10-30V NPN N.C.	M1S1-M1202N-CEA4/N	32	M1S2-M1204N-CEA4/N	32
DC 3 wire 10-30V PNP N.O.	M1S1-M1202P-OEA4/N	33	M1S2-M1204P-OEA4/N	33
DC 3 wire 10-30V PNP N.C.	M1S1-M1202P-CEA4/N	34	M1S2-M1204P-CEA4/N	34
DC 4 wire 10-30V Changeover PNP (N.O. & N.C.)	-		-	
DC 4 wire 10-30V Changeover NPN (N.O. & N.C.)	-		-	
DC 2 wire 10-60V N.O.	-		-	
DC 2 wire 10-60V N.C.	-		-	
DC 3 wire 10-55v NPN N.O.	-		-	
DC 3 wire 10-55v NPN N.C.	-		-	
DC 3 wire 10-55v PNP N.O.	-		-	
DC 3 wire 10-55v PNP N.C.	-		-	
DC 3 wire 5-36V PNP N.C.	-		-	
DC 3 wire 5-36V PNP N.O.	-		-	
DC 3 wire 5-36V NPN N.C.	-		-	
DC 3 wire 5-36V NPN N.O.	-		-	
DC 4 wire 5-36V Changeover PNP (N.O & N.C.)	-		-	
DC 4 wire 5-36V Changeover NPN (N.O & N.C.)	-		-	
Wiring diagram number				
Dimensions (unit: mm)	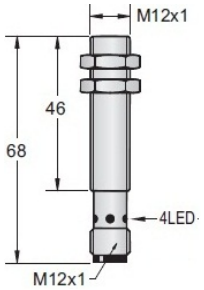		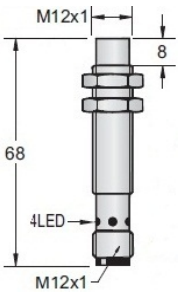	
Cable 2M (PVC)	M12 Euro-style		M12 Euro-style	
Weight	approx. 31 g		approx. 30 g	

Subject to modifications without notice

Tel: +86-755-2646 7962 Fax: +86-755-2646 7925 MSN: dfan852@hotmail.com
Web: www.mountiger.com E-mail: sales@mountiger.com QQ: 873764592

Mountiger Sensing the future

DC METAL FACE INDUCTIVE PROXIMITY SWITCH (M18) NON-FERROUS ONLY SENSING

Diameter	M18		M18	
Shielded/non-Shielded	Shielded		Non-Shielded	
Switching Distance Sn mm	5 mm		8 mm	
Housing Material	Stainless Steel		Stainless Steel	
With LED/Without LED	With LED		With LED	
Picture				
Operating Voltage	10-30VDC		10-30VDC	
Ripple	<10%		<10%	
No Load Current	<10mA		<10mA	
Max. Load Current	200mA		200mA	
Leakge Current	<0.01mA		<0.01mA	
Voltage Drop	<1.5V		<1.5V	
Switching Frequency	1KHZ		500HZ	
Response Time	0.2ms/0.2ms		0.5ms/0.5ms	
Switching Hysteresis	<15%(sr)		<15%(sr)	
Repeat Accuracy	<1.0%(sr)		<1.0%(sr)	
Protection Category	IP67		IP67	
Operating Temperature	-25 ℃ - +75 ℃		-25 ℃ - +75 ℃	
Temperature Drift	<10%(sr)		<10%(sr)	
Short Circuit Protection	YES		YES	
Overload Trip Point	220mA		220mA	
Material Active Face	Stainless steel		Stainless steel	
DC 3 wire 10-30V NPN N.O.	M1S1-M1805N-O3A2/N	1	M1S2-M1808N-O3A2/N	1
DC 3 wire 10-30V NPN N.C.	M1S1-M1805N-C3A2/N	2	M1S2-M1808N-C3A2/N	2
DC 3 wire 10-30V PNP N.O.	M1S1-M1805P-O3A2/N	3	M1S2-M1808P-O3A2/N	3
DC 3 wire 10-30V PNP N.C.	M1S1-M1805P-C3A2/N	4	M1S2-M1808P-C3A2/N	4
DC 4 wire 10-30V Changeover PNP (N.O. & N.C.)	-		-	
DC 4 wire 10-30V Changeover NPN (N.O. & N.C.)	-		-	
DC 2 wire 10-60V N.O.	-		-	
DC 2 wire 10-60V N.C.	-		-	
DC 3 wire 10-55v NPN N.O.	-		-	
DC 3 wire 10-55v NPN N.C.	-		-	
DC 3 wire 10-55v PNP N.O.	-		-	
DC 3 wire 10-55v PNP N.C.	-		-	
DC 3 wire 5-36V PNP N.C.	-		-	
DC 3 wire 5-36V PNP N.O.	-		-	
DC 3 wire 5-36V NPN N.C.	-		-	
DC 3 wire 5-36V NPN N.O.	-		-	
DC 4 wire 5-36V Changeover PNP (N.O & N.C.)	-		-	
DC 4 wire 5-36V Changeover NPN (N.O & N.C.)	-		-	
Wiring diagram number				
Dimensions (unit: mm)	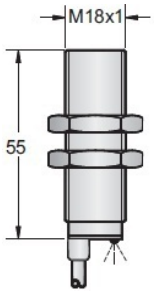		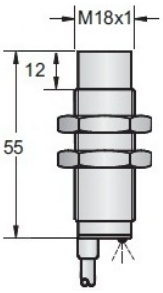	
Cable 2M (PVC)	4φ 3x0.34		4φ 3x0.34	
Weight	approx.153 g		approx.144 g	

Subject to modifications without notice

Tel: +86-755-2646 7962 Fax: +86-755-2646 7925 MSN: dfan852@hotmail.com
Web: www.mountiger.com E-mail: sales@mountiger.com QQ: 873764592

Mountiger Sensing the future

DC METAL FACE INDUCTIVE PROXIMITY SWITCH (M18) NON-FERROUS ONLY SENSING

Diameter	M18		M18	
Shielded/non-Shielded	Shielded		Non-Shielded	
Switching Distance Sn mm	5 mm		8 mm	
Housing Material	Stainless Steel		Stainless Steel	
With LED/Without LED	With LED		With LED	
Picture				
Operating Voltage	10-30VDC		10-30VDC	
Ripple	<10%		<10%	
No Load Current	<10mA		<10mA	
Max. Load Current	200mA		200mA	
Leakge Current	<0.01mA		<0.01mA	
Voltage Drop	<1.5V		<1.5V	
Switching Frequency	1KHZ		500HZ	
Response Time	0.2ms/0.2ms		0.5ms/0.5ms	
Switching Hysteresis	<15%(sr)		<15%(sr)	
Repeat Accuracy	<1.0%(sr)		<1.0%(sr)	
Protection Category	IP67		IP67	
Operating Temperature	-25 ℃ - +75 ℃		-25 ℃ - +75 ℃	
Temperature Drift	<10%(sr)		<10%(sr)	
Short Circuit Protection	YES		YES	
Overload Trip Point	220mA		220mA	
Material Active Face	Stainless steel		Stainless steel	
DC 3 wire 10-30V NPN N.O.	M1S1-M1805N-OEA4/N	31	M1S2-M1808N-OEA4/N	31
DC 3 wire 10-30V NPN N.C.	M1S1-M1805N-CEA4/N	32	M1S2-M1808N-CEA4/N	32
DC 3 wire 10-30V PNP N.O.	M1S1-M1805P-OEA4/N	33	M1S2-M1808P-OEA4/N	33
DC 3 wire 10-30V PNP N.C.	M1S1-M1805P-CEA4/N	34	M1S2-M1808P-CEA4/N	34
DC 4 wire 10-30V Changeover PNP (N.O. & N.C.)	-		-	
DC 4 wire 10-30V Changeover NPN (N.O. & N.C.)	-		-	
DC 2 wire 10-60V N.O.	-		-	
DC 2 wire 10-60V N.C.	-		-	
DC 3 wire 10-55v NPN N.O.	-		-	
DC 3 wire 10-55v NPN N.C.	-		-	
DC 3 wire 10-55v PNP N.O.	-		-	
DC 3 wire 10-55v PNP N.C.	-		-	
DC 3 wire 5-36V PNP N.C.	-		-	
DC 3 wire 5-36V PNP N.O.	-		-	
DC 3 wire 5-36V NPN N.C.	-		-	
DC 3 wire 5-36V NPN N.O.	-		-	
DC 4 wire 5-36V Changeover PNP (N.O & N.C.)	-		-	
DC 4 wire 5-36V Changeover NPN (N.O & N.C.)	-		-	
Wiring diagram number				
Dimensions (unit: mm)	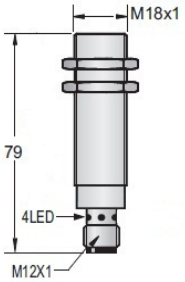		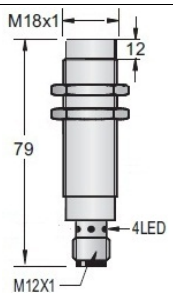	
Cable 2M (PVC)	M12 Euro-style		M12 Euro-style	
Weight	approx.94 g		approx.91 g	

Subject to modifications without notice

Tel: +86-755-2646 7962 Fax: +86-755-2646 7925 MSN: dfan852@hotmail.com
Web: www.mountiger.com E-mail: sales@mountiger.com QQ: 873764592

Mountiger Sensing the future

DC METAL FACE INDUCTIVE PROXIMITY SWITCH (M30) NON-FERROUS ONLY SENSING

Diameter	M30		M30	
Shielded/non-Shielded	Shielded		Shielded	
Switching Distance Sn mm	10 mm		10 mm	
Housing Material	Stainless Steel		Stainless Steel	
With LED/Without LED	With LED		With LED	
Picture				
Operating Voltage	10-30VDC		10-30VDC	
Ripple	<10%		<10%	
No Load Current	<10mA		<10mA	
Max. Load Current	200mA		200mA	
Leakge Current	<0.01mA		<0.01mA	
Voltage Drop	<1.5V		<1.5V	
Switching Frequency	300HZ		300HZ	
Response Time	0.5ms/0.5ms		0.5ms/0.5ms	
Switching Hysteresis	<15%(sr)		<15%(sr)	
Repeat Accuracy	<1.0%(sr)		<1.0%(sr)	
Protection Category	IP67		IP67	
Operating Temperature	-25 ℃ - +75 ℃		-25 ℃ - +75 ℃	
Temperature Drift	<10%(sr)		<10%(sr)	
Short Circuit Protection	YES		YES	
Overload Trip Point	220mA		220mA	
Material Active Face	Stainless steel		Stainless steel	
DC 3 wire 10-30V NPN N.O.	M1S1-M3010N-O3A2/N	1	M1S1-M3010N-OEA4/N	31
DC 3 wire 10-30V NPN N.C.	M1S1-M3010N-C3A2/N	2	M1S1-M3010N-CEA4/N	32
DC 3 wire 10-30V PNP N.O.	M1S1-M3010P-O3A2/N	3	M1S1-M3010P-OEA4/N	33
DC 3 wire 10-30V PNP N.C.	M1S1-M3010P-C3A2/N	4	M1S1-M3010P-CEA4/N	34
DC 4 wire 10-30V Changeover PNP (N.O. & N.C.)	-		-	
DC 4 wire 10-30V Changeover NPN (N.O. & N.C.)	-		-	
DC 3 wire 10-55v NPN N.O.	-		-	
DC 3 wire 10-55v NPN N.C.	-		-	
DC 3 wire 10-55v PNP N.O.	-		-	
DC 3 wire 10-55v PNP N.C.	-		-	
DC 3 wire 5-36V PNP N.C.	-		-	
DC 3 wire 5-36V PNP N.O.	-		-	
DC 3 wire 5-36V NPN N.C.	-		-	
DC 3 wire 5-36V NPN N.O.	-		-	
DC 4 wire 5-36V Changeover PNP (N.O & N.C.)	-		-	
DC 4 wire 5-36V Changeover NPN (N.O & N.C.)	-		-	
Wiring diagram number				
Dimensions (unit: mm)	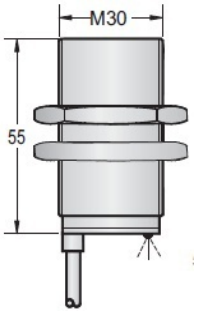		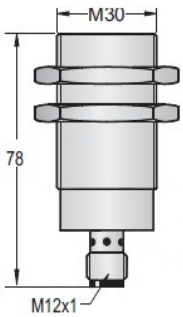	
Cable 2M (PVC)	5.8φ 3x0.5 or 5.8φ 4x0.5		M12 Euro-style	
Weight	approx.217 g		approx.187 g	

Subject to modifications without notice

Tel: +86-755-2646 7962 Fax: +86-755-2646 7925 MSN: dfan852@hotmail.com
Web: www.mountiger.com E-mail: sales@mountiger.com QQ: 873764592

Mountiger Sensing the future

AC OR AC/DC METAL FACE INDUCTIVE PROXIMITY SWITCH

Diameter	Sn (mm)	Shielded/ non-Shielded	Housing Material	Housing Size(mm)	Terminal Version	Power	Page
M12	2mm / 4mm	Shielded/ Non-Shielded	stainless Steel	M12x60	Cable	20-250VAC	A7-01
M12	2mm / 4mm	Shielded/ Non-Shielded	stainless Steel	M12x68	Euro-style	20-250VAC	A7-02
M18	5mm / 8mm	Shielded/ Non-Shielded	stainless Steel	M18x55	Cable	20-250VAC	A7-03
M18	5mm / 8mm	Shielded/ Non-Shielded	stainless Steel	M18x79	Euro-style	20-250VAC	A7-04
M30	10mm /15mm	Shielded/ Non-Shielded	stainless Steel	M30x55	Cable	20-250VAC	A7-06
M30	10mm /15mm	Shielded/ Non-Shielded	stainless Steel	M30x78	Euro-style	20-250VAC	A7-07
M12	2mm / 4mm	Shielded/ Non-Shielded	stainless Steel	M12x60	Cable	20-250VAC/20-250VDC	A7-09
M12	2mm / 4mm	Shielded/ Non-Shielded	stainless Steel	M12x68	Euro-style	20-250VAC/20-250VDC	A7-10
M18	5mm / 8mm	Shielded/ Non-Shielded	stainless Steel	M18x55	Cable	20-250VAC/20-250VDC	A7-11
M18	5mm / 8mm	Shielded/ Non-Shielded	stainless Steel	M18x79	Euro-style	20-250VAC/20-250VDC	A7-12
M30	10mm / 15mm	Shielded/ Non-Shielded	stainless Steel	M30x55	Cable	20-250VAC/20-250VDC	A7-14
M30	10mm / 15mm	Shielded/ Non-Shielded	stainless Steel	M30x78	Euro-style	20-250VAC/20-250VDC	A7-15

AC METAL FACE INDUCTIVE PROXIMITY SWITCH (M12)

Diameter	M12		M12	
Shielded/non-Shielded	Shielded		Non-Shielded	
Switching Distance Sn mm	2 mm		4 mm	
Housing Material	Stainless Steel		Stainless Steel	
With LED/Without LED	With LED		With LED	
Picture				
Operating Voltage	20-250VAC		20-250VAC	
No Load Current	<1.8mA		<1.8mA	
Max. Load Current	400mA		400mA	
Leakge Current	<1.8mA		<1.8mA	
Surge Current	5A(20ms)		5A(20ms)	
Min. Load Current	5mA		5mA	
Voltage Drop	<8VAC AT 400mA		<8VAC AT 400mA	
Switching Frequency	<25HZ		<25HZ	
Response Time	10ms/10ms		10ms/10ms	
Switching Hysteresis	<15%(sr)		<15%(sr)	
Repeat Accuracy	<1.0%(sr)		<1.0%(sr)	
Protection Category	IP67		IP67	
Operating Temperature	-25 ℃ - +75 ℃		-25 ℃ - +75 ℃	
Temperature Drift	<10%(sr)		<10%(sr)	
Short Circuit Protection	NO		NO	
Material Active Face	Stainless steel		Stainless steel	
DC 3 wire 10-55v NPN N.O.	-		-	
DC 3 wire 10-55v NPN N.C.	-		-	
DC 3 wire 10-55v PNP N.O.	-		-	
DC 3 wire 10-55v PNP N.C.	-		-	
AC 2 wire 20-250V N.O.	M7S1-M1202A-O3B2	11	M7S2-M1204A-O3B2	11
AC 2 wire 20-250V N.C.	M7S1-M1202A-C3B2	12	M7S2-M1204A-C3B2	12
AC 2 wire 20-250V N.O. or N.C. Changeable .	-		-	
AC/DC 2 wire 20-250V N.O.	-		-	
AC/DC 2 wire 20-250V N.C.	-		-	
AC/DC 2 wire 20-250V N.O. or N.C. Changeable	-		-	
Wiring diagram number				
Dimensions (unit: mm)	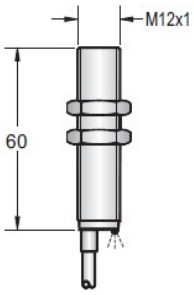		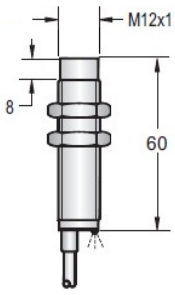	
Cable 2M (PVC)	4φ 3x0.34		4φ 3x0.34	
Weight	approx. 77 g		approx. 76 g	

Subject to modifications without notice

Tel: +86-755-2646 7962 Fax: +86-755-2646 7925 MSN: dfan852@hotmail.com
Web: www.mountiger.com E-mail: sales@mountiger.com QQ: 873764592

Mountiger Sensing the future

AC METAL FACE INDUCTIVE PROXIMITY SWITCH (M12)

Diameter	M12		M12	
Shielded/non-Shielded	Shielded		Non-Shielded	
Switching Distance Sn mm	2 mm		4 mm	
Housing Material	Stainless Steel		Stainless Steel	
With LED/Without LED	With LED		With LED	
Picture				
Operating Voltage	20-250VAC		20-250VAC	
No Load Current	<1.8mA		<1.8mA	
Max. Load Current	400mA		400mA	
Leakge Current	<1.8mA		<1.8mA	
Surge Current	5A(20ms)		5A(20ms)	
Min. Load Current	5mA		5mA	
Voltage Drop	<8VAC AT 400mA		<8VAC AT 400mA	
Switching Frequency	<25HZ		<25HZ	
Response Time	10ms/10ms		10ms/10ms	
Switching Hysteresis	<15%(sr)		<15%(sr)	
Repeat Accuracy	<1.0%(sr)		<1.0%(sr)	
Protection Category	IP67		IP67	
Operating Temperature	-25 ℃ - +75 ℃		-25 ℃ - +75 ℃	
Temperature Drift	<10%(sr)		<10%(sr)	
Short Circuit Protection	NO		NO	
Material Active Face	Stainless steel		Stainless steel	
DC 3 wire 10-55v NPN N.O.	-		-	
DC 3 wire 10-55v NPN N.C.	-		-	
DC 3 wire 10-55v PNP N.O.	-		-	
DC 3 wire 10-55v PNP N.C.	-		-	
AC 2 wire 20-250V N.O.	M7S1-M1202A-OEB4	51	M7S2-M1204A-OEB4	51
AC 2 wire 20-250V N.C.	M7S1-M1202A-CEB4	51	M7S2-M1204A-CEB4	51
AC 2 wire 20-250V N.O. or N.C. Changeable .	-		-	
AC/DC 2 wire 20-250V N.O.	-		-	
AC/DC 2 wire 20-250V N.C.	-		-	
AC/DC 2 wire 20-250V N.O. or N.C. Changeable	-		-	
	-		-	
	-		-	
	-		-	
	-		-	
	-		-	
	-		-	
	-		-	
Wiring diagram number				
Dimensions (unit: mm)	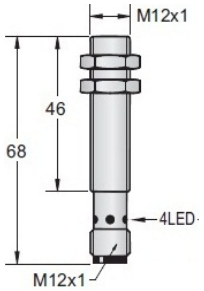		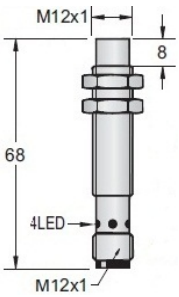	
Connection	M12 Connector		M12 Connector	
Weight	approx. 30 g		approx. 29 g	

Subject to modifications without notice

Tel: +86-755-2646 7962 Fax: +86-755-2646 7925 MSN: dfan852@hotmail.com
Web: www.mountiger.com E-mail: sales@mountiger.com QQ: 873764592

Mountiger Sensing the future

AC METAL FACE INDUCTIVE PROXIMITY SWITCH (M18)

Diameter	M18		M18	
Shielded/non-Shielded	Shielded		Non-Shielded	
Switching Distance Sn mm	5 mm		8 mm	
Housing Material	Stainless Steel		Stainless Steel	
With LED/Without LED	With LED		With LED	
Picture				
Operating Voltage	20-250VAC		20-250VAC	
No Load Current	<1.8mA		<1.8mA	
Max. Load Current	400mA		400mA	
Leakge Current	<1.8mA		<1.8mA	
Surge Current	5A(20ms)		5A(20ms)	
Min. Load Current	5mA		5mA	
Voltage Drop	<8VAC AT 400mA		<8VAC AT 400mA	
Switching Frequency	<25HZ		<25HZ	
Response Time	10ms/10ms		10ms/10ms	
Switching Hysteresis	<15%(sr)		<15%(sr)	
Repeat Accuracy	<1.0%(sr)		<1.0%(sr)	
Protection Category	IP67		IP67	
Operating Temperature	-25 ℃ - +75 ℃		-25 ℃ - +75 ℃	
Temperature Drift	<10%(sr)		<10%(sr)	
Short Circuit Protection	NO		NO	
Material Active Face	Stainless steel		Stainless steel	
DC 3 wire 10-55v NPN N.O.	-		-	
DC 3 wire 10-55v NPN N.C.	-		-	
DC 3 wire 10-55v PNP N.O.	-		-	
DC 3 wire 10-55v PNP N.C.	-		-	
AC 2 wire 20-250V N.O.	M7S1-M1805A-O3B2	11	M7S2-M1808A-O3B2	11
AC 2 wire 20-250V N.C.	M7S1-M1805A-C3B2	12	M7S2-M1808A-C3B2	12
AC 2 wire 20-250V N.O. or N.C. Changeable .	-		-	
AC/DC 2 wire 20-250V N.O.	-		-	
AC/DC 2 wire 20-250V N.C.	-		-	
AC/DC 2 wire 20-250V N.O. or N.C. Changeable	-		-	
Wiring diagram number				
Dimensions (unit: mm)	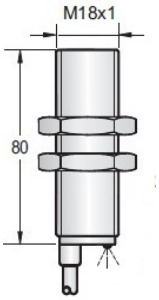		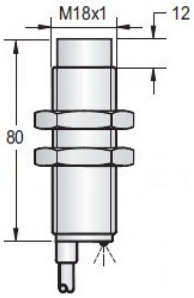	
Cable 2M (PVC)	5.8φ3x0.5		5.8φ3x0.5	
Weight	approx. 161 g		approx. 160 g	

Subject to modifications without notice

Tel: +86-755-2646 7962 Fax: +86-755-2646 7925 MSN: dfan852@hotmail.com
Web: www.mountiger.com E-mail: sales@mountiger.com QQ: 873764592

Mountiger Sensing the future

AC METAL FACE INDUCTIVE PROXIMITY SWITCH (M18)

Diameter	M18		M18	
Shielded/non-Shielded	Shielded		Non-Shielded	
Switching Distance Sn mm	5 mm		8 mm	
Housing Material	Stainless Steel		Stainless Steel	
With LED/Without LED	With LED		With LED	
Picture				
Operating Voltage	20-250VAC		20-250VAC	
No Load Current	<1.8mA		<1.8mA	
Max. Load Current	400mA		400mA	
Leakge Current	<1.8mA		<1.8mA	
Surge Current	5A(20ms)		5A(20ms)	
Min. Load Current	5mA		5mA	
Voltage Drop	<8VAC AT 400mA		<8VAC AT 400mA	
Switching Frequency	<25HZ		<25HZ	
Response Time	10ms/10ms		10ms/10ms	
Switching Hysteresis	<15%(sr)		<15%(sr)	
Repeat Accuracy	<1.0%(sr)		<1.0%(sr)	
Protection Category	IP67		IP67	
Operating Temperature	-25 ℃ - +75 ℃		-25 ℃ - +75 ℃	
Temperature Drift	<10%(sr)		<10%(sr)	
Short Circuit Protection	NO		NO	
Material Active Face	Stainless steel		Stainless steel	
DC 3 wire 10-55v NPN N.O.	-		-	
DC 3 wire 10-55v NPN N.C.	-		-	
DC 3 wire 10-55v PNP N.O.	-		-	
DC 3 wire 10-55v PNP N.C.	-		-	
AC 2 wire 20-250V N.O.	M7S1-M1805A-OEB4	51	M7S2-M1808A-OEB4	51
AC 2 wire 20-250V N.C.	M7S1-M1805A-CEB4	51	M7S2-M1808A-CEB4	51
AC 2 wire 20-250V N.O. or N.C. Changeable .	-		-	
AC/DC 2 wire 20-250V N.O.	-		-	
AC/DC 2 wire 20-250V N.C.	-		-	
AC/DC 2 wire 20-250V N.O. or N.C. Changeable	-		-	
Wiring diagram number				
Dimensions (unit: mm)	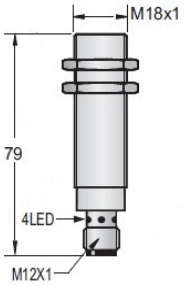		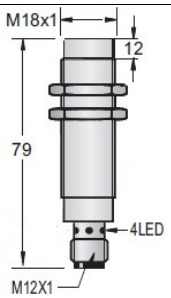	
Cable 2M (PVC)	1/2"-20UNF Micro-style		1/2"-20UNF Micro-style	
Weight	approx. 69 g		approx. 68 g	

Subject to modifications without notice

Tel: +86-755-2646 7962 Fax: +86-755-2646 7925 MSN: dfan852@hotmail.com
Web: www.mountiger.com E-mail: sales@mountiger.com QQ: 873764592

Mountiger Sensing the future

AC METAL FACE INDUCTIVE PROXIMITY SWITCH (M30)

Diameter	M30		M30	
Shielded/non-Shielded	Shielded		Non-Shielded	
Switching Distance Sn mm	10 mm		15 mm	
Housing Material	Stainless Steel		Stainless Steel	
With LED/Without LED	With LED		With LED	
Picture				
Operating Voltage	20-250VAC		20-250VAC	
No Load Current	<1.8mA		<1.8mA	
Max. Load Current	400mA		400mA	
Leakge Current	<1.8mA		<1.8mA	
Surge Current	5A(20ms)		5A(20ms)	
Min. Load Current	5mA		5mA	
Voltage Drop	<8VAC AT 400mA		<8VAC AT 400mA	
Switching Frequency	<25HZ		<25HZ	
Response Time	10ms/10ms		10ms/10ms	
Switching Hysteresis	<15%(Sr)		<15%(Sr)	
Repeat Accuracy	<1.0%(Sr)		<1.0%(Sr)	
Protection Category	IP67		IP67	
Operating Temperature	-25 ℃ - +75 ℃		-25 ℃ - +75 ℃	
Temperature Drift	<10%(Sr)		<10%(Sr)	
Short Circuit Protection	NO		NO	
Material Active Face	Stainless steel		Stainless steel	
DC 3 wire 10-55v NPN N.O.	-		-	
DC 3 wire 10-55v NPN N.C.	-		-	
DC 3 wire 10-55v PNP N.O.	-		-	
DC 3 wire 10-55v PNP N.C.	-		-	
AC 2 wire 20-250V N.O.	M7S1-M3010A-O3B2	11	M7S2-M3015A-O3B2	11
AC 2 wire 20-250V N.C.	M7S1-M3010A-C3B2	12	M7S2-M3015A-C3B2	12
AC 2 wire 20-250V N.O. or N.C. Changeable .	-		-	
AC/DC 2 wire 20-250V N.O.	-		-	
AC/DC 2 wire 20-250V N.C.	-		-	
AC/DC 2 wire 20-250V N.O. or N.C. Changeable	-		-	
Wiring diagram number				
Dimensions (unit: mm)	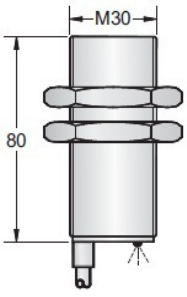		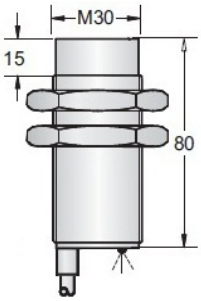	
Cable 2M (PVC)	5.8φ3x0.5		5.8φ3x0.5	
Weight	approx. 247 g		approx. 237 g	

Subject to modifications without notice

Tel: +86-755-2646 7962 Fax: +86-755-2646 7925 MSN: dfan852@hotmail.com
Web: www.mountiger.com E-mail: sales@mountiger.com QQ: 873764592

Mountiger Sensing the future

AC METAL FACE INDUCTIVE PROXIMITY SWITCH (M30)

Diameter	M30		M30	
Shielded/non-Shielded	Shielded		Non-Shielded	
Switching Distance Sn mm	10 mm		15 mm	
Housing Material	Stainless Steel		Stainless Steel	
With LED/Without LED	With LED		With LED	
Picture				
Operating Voltage	20-250VAC		20-250VAC	
No Load Current	<1.8mA		<1.8mA	
Max. Load Current	400mA		400mA	
Leakge Current	<1.8mA		<1.8mA	
Surge Current	5A(20ms)		5A(20ms)	
Min. Load Current	5mA		5mA	
Voltage Drop	<8VAC AT 400mA		<8VAC AT 400mA	
Switching Frequency	<25HZ		<25HZ	
Response Time	10ms/10ms		10ms/10ms	
Switching Hysteresis	<15%(Sr)		<15%(Sr)	
Repeat Accuracy	<1.0%(Sr)		<1.0%(Sr)	
Protection Category	IP67		IP67	
Operating Temperature	-25 ℃ - +75 ℃		-25 ℃ - +75 ℃	
Temperature Drift	<10%(Sr)		<10%(Sr)	
Short Circuit Protection	NO		NO	
Material Active Face	Stainless steel		Stainless steel	
DC 3 wire 10-55v NPN N.O.	-		-	
DC 3 wire 10-55v NPN N.C.	-		-	
DC 3 wire 10-55v PNP N.O.	-		-	
DC 3 wire 10-55v PNP N.C.	-		-	
AC 2 wire 20-250V N.O.	M7S1-M3010A-OEB4	51	M7S2-M3015A-OEB4	51
AC 2 wire 20-250V N.C.	M7S1-M3010A-CEB4	51	M7S2-M3015A-CEB4	51
AC 2 wire 20-250V N.O. or N.C. Changeable .	-		-	
AC/DC 2 wire 20-250V N.O.	-		-	
AC/DC 2 wire 20-250V N.C.	-		-	
AC/DC 2 wire 20-250V N.O. or N.C. Changeable	-		-	
	-		-	
	-		-	
	-		-	
	-		-	
	-		-	
	-		-	
	-		-	
Wiring diagram number				
Dimensions (unit: mm)	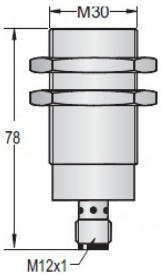		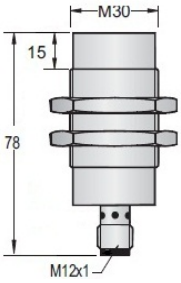	
Cable 2M (PVC)	1/2"-20UNF Micro-style		1/2"-20UNF Micro-style	
Weight	approx. 147 g		approx. 137 g	

Subject to modifications without notice

Tel: +86-755-2646 7962 Fax: +86-755-2646 7925 MSN: dfan852@hotmail.com
Web: www.mountiger.com E-mail: sales@mountiger.com QQ: 873764592

Mountiger Sensing the future

AC/DC METAL FACE INDUCTIVE PROXIMITY SWITCH (M12)

Diameter	M12		M12	
Shielded/non-Shielded	Shielded		Non-Shielded	
Switching Distance Sn mm	2 mm		4 mm	
Housing Material	Stainless Steel		Stainless Steel	
With LED/Without LED	With LED		With LED	
Picture				
Operating Voltage	20-250VAC 50-60 Hz; 20-250VDC		20-250VAC 50-60 Hz; 20-250VDC	
No Load Current	<2.5mA		<2.5mA	
Max. Load Current	100mA		100mA	
Leakge Current	<2.5mA		<2.5mA	
Surge Current	2.2A for 20ms		2.2A for 20ms	
Min. Load Current	5mA		5mA	
Voltage Drop	<=10VAC; <=8VDC		<=10VAC; <=8VDC	
Switching Frequency	25Hz AC; 40Hz DC		25Hz AC; 40Hz DC	
Response Time	10ms/10ms		10ms/10ms	
Switching Hysteresis	<15%(sr)		<15%(sr)	
Repeat Accuracy	<1.0%(sr)		<1.0%(sr)	
Protection Category	IP67		IP67	
Operating Temperature	-25 ℃ - +75 ℃		-25 ℃ - +75 ℃	
Temperature Drift	<10%(sr)		<10%(sr)	
Short Circuit Protection	NO		NO	
Material Active Face	Stainless steel		Stainless steel	
DC 3 wire 10-55v NPN N.O.	-		-	
DC 3 wire 10-55v NPN N.C.	-		-	
DC 3 wire 10-55v PNP N.O.	-		-	
DC 3 wire 10-55v PNP N.C.	-		-	
AC 2 wire 20-250V N.O.	-		-	
AC 2 wire 20-250V N.C.	-		-	
AC 2 wire 20-250V N.O. or N.C. Changeable .	-		-	
AC/DC 2 wire 20-250V N.O.	M7S1-M1202U-O3B2	15	M7S2-M1204U-O3B2	15
AC/DC 2 wire 20-250V N.C.	M7S1-M1202U-C3B2	16	M7S2-M1204U-C3B2	16
AC/DC 2 wire 20-250V N.O. or N.C. Changeable	-		-	
Wiring diagram number				
Dimensions (unit: mm)	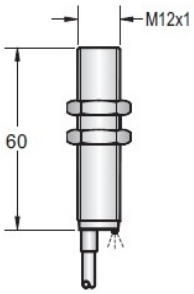		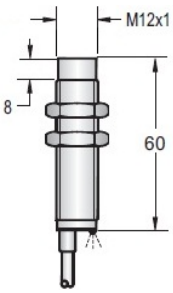	
Cable 2M (PVC)	4φ 3x0.34		4φ 3x0.34	
Weight	approx. 77 g		approx. 76 g	

Subject to modifications without notice

Tel: +86-755-2646 7962 Fax: +86-755-2646 7925 MSN: dfan852@hotmail.com
Web: www.mountiger.com E-mail: sales@mountiger.com QQ: 873764592

Mountiger Sensing the future

AC/DC METAL FACE INDUCTIVE PROXIMITY SWITCH (M12)

Diameter	M12		M12	
Shielded/non-Shielded	Shielded		Non-Shielded	
Switching Distance Sn mm	2 mm		4 mm	
Housing Material	Stainless Steel		Stainless Steel	
With LED/Without LED	With LED		With LED	
Picture				
Operating Voltage	20-250VAC 50-60 Hz; 20-250VDC		20-250VAC 50-60 Hz; 20-250VDC	
No Load Current	<2.5mA		<2.5mA	
Max. Load Current	100mA		100mA	
Leakge Current	<2.5mA		<2.5mA	
Surge Current	2.2A for 20ms		2.2A for 20ms	
Min. Load Current	5mA		5mA	
Voltage Drop	<=10VAC; <=8VDC		<=10VAC; <=8VDC	
Switching Frequency	25Hz AC; 40Hz DC		25Hz AC; 40Hz DC	
Response Time	10ms/10ms		10ms/10ms	
Switching Hysteresis	<15%(sr)		<15%(sr)	
Repeat Accuracy	<1.0%(sr)		<1.0%(sr)	
Protection Category	IP67		IP67	
Operating Temperature	-25 ℃ - +75 ℃		-25 ℃ - +75 ℃	
Temperature Drift	<10%(sr)		<10%(sr)	
Short Circuit Protection	NO		NO	
Material Active Face	Stainless steel		Stainless steel	
DC 3 wire 10-55v NPN N.O.	-		-	
DC 3 wire 10-55v NPN N.C.	-		-	
DC 3 wire 10-55v PNP N.O.	-		-	
DC 3 wire 10-55v PNP N.C.	-		-	
AC 2 wire 20-250V N.O.	-		-	
AC 2 wire 20-250V N.C.	-		-	
AC 2 wire 20-250V N.O. or N.C. Changeable .	-		-	
AC/DC 2 wire 20-250V N.O.	M7S1-M1202U-OEB4	53	M7S2-M1204U-OEB4	53
AC/DC 2 wire 20-250V N.C.	M7S1-M1202U-CEB4	53	M7S2-M1204U-CEB4	53
AC/DC 2 wire 20-250V N.O. or N.C. Changeable	-		-	
Wiring diagram number				
Dimensions (unit: mm)	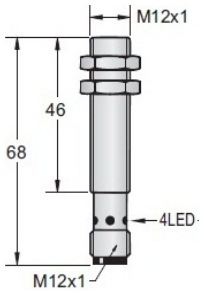		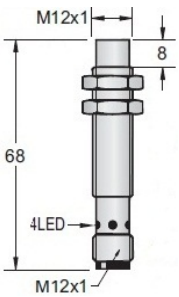	
Cable 2M (PVC)	1/2"-20UNF Micro-style		1/2"-20UNF Micro-style	
Weight	approx. 30 g		approx. 29 g	

Subject to modifications without notice

Tel: +86-755-2646 7962 Fax: +86-755-2646 7925 MSN: dfan852@hotmail.com
Web: www.mountiger.com E-mail: sales@mountiger.com QQ: 873764592

Mountiger Sensing the future

AC/DC METAL FACE INDUCTIVE PROXIMITY SWITCH (M18)

Diameter	M18		M18	
Shielded/non-Shielded	Shielded		Non-Shielded	
Switching Distance Sn mm	5 mm		8 mm	
Housing Material	Stainless Steel		Stainless Steel	
With LED/Without LED	With LED		With LED	
Picture				
Operating Voltage	20-250VAC 50-60 Hz; 20-250VDC		20-250VAC 50-60 Hz; 20-250VDC	
No Load Current	<2.5mA		<2.5mA	
Max. Load Current	200mA		200mA	
Leakge Current	<2.5mA		<2.5mA	
Surge Current	2.2A for 20ms		2.2A for 20ms	
Min. Load Current	5mA		5mA	
Voltage Drop	<=10VAC; <=8VDC		<=10VAC; <=8VDC	
Switching Frequency	25Hz AC; 40Hz DC		25Hz AC; 40Hz DC	
Response Time	10ms/10ms		10ms/10ms	
Switching Hysteresis	<15%(sr)		<15%(sr)	
Repeat Accuracy	<1.0%(sr)		<1.0%(sr)	
Protection Category	IP67		IP67	
Operating Temperature	-25 ℃ - +75 ℃		-25 ℃ - +75 ℃	
Temperature Drift	<10%(sr)		<10%(sr)	
Short Circuit Protection	NO		NO	
Material Active Face	Stainless steel		Stainless steel	
DC 3 wire 10-55v NPN N.O.	-		-	
DC 3 wire 10-55v NPN N.C.	-		-	
DC 3 wire 10-55v PNP N.O.	-		-	
DC 3 wire 10-55v PNP N.C.	-		-	
AC 2 wire 20-250V N.O.	-		-	
AC 2 wire 20-250V N.C.	-		-	
AC 2 wire 20-250V N.O. or N.C. Changeable .	-		-	
AC/DC 2 wire 20-250V N.O.	M7S1-M1805U-O3B2	15	M7S2-M1808U-O3B2	15
AC/DC 2 wire 20-250V N.C.	M7S1-M1805U-C3B2	16	M7S2-M1808U-C3B2	16
AC/DC 2 wire 20-250V N.O. or N.C. Changeable	-		-	
Wiring diagram number				
Dimensions (unit: mm)	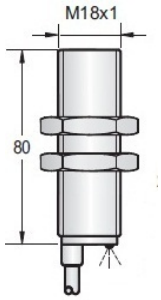		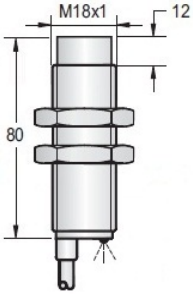	
Cable 2M (PVC)	5.8φ3x0.5		5.8φ3x0.5	
Weight	approx. 161 g		approx. 160 g	

Subject to modifications without notice

Tel: +86-755-2646 7962 Fax: +86-755-2646 7925 MSN: dfan852@hotmail.com
Web: www.mountiger.com E-mail: sales@mountiger.com QQ: 873764592

Mountiger Sensing the future

AC/DC METAL FACE INDUCTIVE PROXIMITY SWITCH (M18)

Diameter	M18		M18	
Shielded/non-Shielded	Shielded		Non-Shielded	
Switching Distance Sn mm	5 mm		8 mm	
Housing Material	Stainless Steel		Stainless Steel	
With LED/Without LED	With LED		With LED	
Picture				
Operating Voltage	20-250VAC 50-60 Hz; 20-250VDC		20-250VAC 50-60 Hz; 20-250VDC	
No Load Current	<2.5mA		<2.5mA	
Max. Load Current	200mA		200mA	
Leakge Current	<2.5mA		<2.5mA	
Surge Current	2.2A for 20ms		2.2A for 20ms	
Min. Load Current	5mA		5mA	
Voltage Drop	<=10VAC; <=8VDC		<=10VAC; <=8VDC	
Switching Frequency	25Hz AC; 40Hz DC		25Hz AC; 40Hz DC	
Response Time	10ms/10ms		10ms/10ms	
Switching Hysteresis	<15%(sr)		<15%(sr)	
Repeat Accuracy	<1.0%(sr)		<1.0%(sr)	
Protection Category	IP67		IP67	
Operating Temperature	-25 ℃ - +75 ℃		-25 ℃ - +75 ℃	
Temperature Drift	<10%(sr)		<10%(sr)	
Short Circuit Protection	NO		NO	
Material Active Face	Stainless steel		Stainless steel	
DC 3 wire 10-55v NPN N.O.	-		-	
DC 3 wire 10-55v NPN N.C.	-		-	
DC 3 wire 10-55v PNP N.O.	-		-	
DC 3 wire 10-55v PNP N.C.	-		-	
AC 2 wire 20-250V N.O.	-		-	
AC 2 wire 20-250V N.C.	-		-	
AC 2 wire 20-250V N.O. or N.C. Changeable .	-		-	
AC/DC 2 wire 20-250V N.O.	M7S1-M1805U-OEB4	53	M7S2-M1808U-OEB4	53
AC/DC 2 wire 20-250V N.C.	M7S1-M1805U-CEB4	53	M7S2-M1808U-CEB4	53
AC/DC 2 wire 20-250V N.O. or N.C. Changeable	-		-	
Wiring diagram number				
Dimensions (unit: mm)	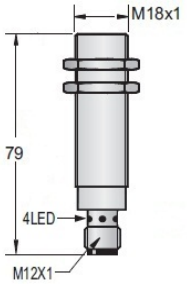		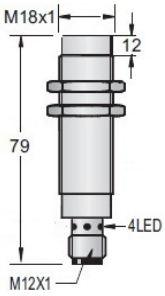	
Cable 2M (PVC)	1/2"-20UNF Micro-style		1/2"-20UNF Micro-style	
Weight	approx. 69 g		approx. 68 g	

Subject to modifications without notice

Tel: +86-755-2646 7962 Fax: +86-755-2646 7925 MSN: dfan852@hotmail.com
Web: www.mountiger.com E-mail: sales@mountiger.com QQ: 873764592

Mountiger Sensing the future

AC/DC METAL FACE INDUCTIVE PROXIMITY SWITCH (M30)

Diameter	M30		M30	
Shielded/non-Shielded	Shielded		Non-Shielded	
Switching Distance Sn mm	10 mm		15 mm	
Housing Material	Stainless Steel		Stainless Steel	
With LED/Without LED	With LED		With LED	
Picture	CE		CE	
Operating Voltage	20-250VAC 50-60 Hz; 20-250VDC		20-250VAC 50-60 Hz; 20-250VDC	
No Load Current	<2.5mA		<2.5mA	
Max. Load Current	200mA		200mA	
Leakge Current	<2.5mA		<2.5mA	
Surge Current	2.2A for 20ms		2.2A for 20ms	
Min. Load Current	5mA		5mA	
Voltage Drop	<=10VAC; <=8VDC		<=10VAC; <=8VDC	
Switching Frequency	25Hz AC; 40Hz DC		25Hz AC; 40Hz DC	
Response Time	10ms/10ms		10ms/10ms	
Switching Hysteresis	<15%(sr)		<15%(sr)	
Repeat Accuracy	<1.0%(sr)		<1.0%(sr)	
Protection Category	IP67		IP67	
Operating Temperature	-25 ℃ - +75 ℃		-25 ℃ - +75 ℃	
Temperature Drift	<10%(sr)		<10%(sr)	
Short Circuit Protection	NO		NO	
Material Active Face	Stainless steel		Stainless steel	
DC 3 wire 10-55v NPN N.O.	-		-	
DC 3 wire 10-55v NPN N.C.	-		-	
DC 3 wire 10-55v PNP N.O.	-		-	
DC 3 wire 10-55v PNP N.C.	-		-	
AC 2 wire 20-250V N.O.	-		-	
AC 2 wire 20-250V N.C.	-		-	
AC 2 wire 20-250V N.O. or N.C. Changeable .	-		-	
AC/DC 2 wire 20-250V N.O.	M7S1-M3010A-O3B2	15	M7S2-M3015A-O3B2	15
AC/DC 2 wire 20-250V N.C.	M7S1-M3010A-C3B2	16	M7S2-M3015A-C3B2	16
AC/DC 2 wire 20-250V N.O. or N.C. Changeable	-		-	
Wiring diagram number				
Dimensions (unit: mm)	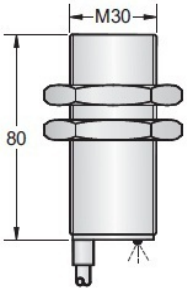		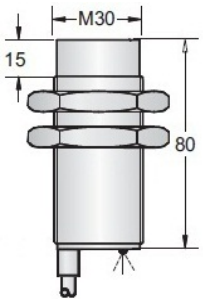	
Cable 2M (PVC)	5.8φ3x0.5		5.8φ3x0.5	
Weight	approx. 247 g		approx. 237 g	

Subject to modifications without notice

Tel: +86-755-2646 7962 Fax: +86-755-2646 7925 MSN: dfan852@hotmail.com
Web: www.mountiger.com E-mail: sales@mountiger.com QQ: 873764592

Mountiger Sensing the future

AC/DC METAL FACE INDUCTIVE PROXIMITY SWITCH (M30)

Diameter	M30		M30	
Shielded/non-Shielded	Shielded		Non-Shielded	
Switching Distance Sn mm	10 mm		15 mm	
Housing Material	Stainless Steel		Stainless Steel	
With LED/Without LED	With LED		With LED	
Picture				
Operating Voltage	20-250VAC 50-60 Hz; 20-250VDC		20-250VAC 50-60 Hz; 20-250VDC	
No Load Current	<2.5mA		<2.5mA	
Max. Load Current	200mA		200mA	
Leakge Current	<2.5mA		<2.5mA	
Surge Current	2.2A for 20ms		2.2A for 20ms	
Min. Load Current	5mA		5mA	
Voltage Drop	<=10VAC; <=8VDC		<=10VAC; <=8VDC	
Switching Frequency	25Hz AC; 40Hz DC		25Hz AC; 40Hz DC	
Response Time	10ms/10ms		10ms/10ms	
Switching Hysteresis	<15%(sr)		<15%(sr)	
Repeat Accuracy	<1.0%(sr)		<1.0%(sr)	
Protection Category	IP67		IP67	
Operating Temperature	-25 ℃ - +75 ℃		-25 ℃ - +75 ℃	
Temperature Drift	<10%(sr)		<10%(sr)	
Short Circuit Protection	NO		NO	
Material Active Face	Stainless steel		Stainless steel	
DC 3 wire 10-55v NPN N.O.	-		-	
DC 3 wire 10-55v NPN N.C.	-		-	
DC 3 wire 10-55v PNP N.O.	-		-	
DC 3 wire 10-55v PNP N.C.	-		-	
AC 2 wire 20-250V N.O.	-		-	
AC 2 wire 20-250V N.C.	-		-	
AC 2 wire 20-250V N.O. or N.C. Changeable .	-		-	
AC/DC 2 wire 20-250V N.O.	M7S1-M3010A-OEB4	53	M7S2-M3015A-OEB4	53
AC/DC 2 wire 20-250V N.C.	M7S1-M3010A-CEB4	53	M7S2-M3015A-CEB4	53
AC/DC 2 wire 20-250V N.O. or N.C. Changeable	-		-	
Wiring diagram number				
Dimensions (unit: mm)	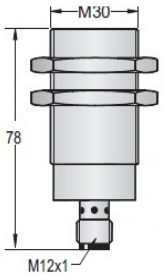		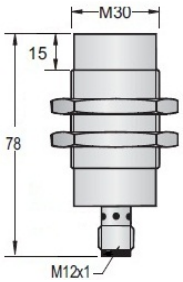	
Cable 2M (PVC)	1/2"-20UNF Micro-style		1/2"-20UNF Micro-style	
Weight	approx. 147 g		approx. 137 g	

Subject to modifications without notice

Tel: +86-755-2646 7962 Fax: +86-755-2646 7925 MSN: dfan852@hotmail.com
Web: www.mountiger.com E-mail: sales@mountiger.com QQ: 873764592

Mountiger Sensing the future

ANALOG INDUCTIVE PROXIMITY SWITCH

Diameter	Sn (mm)	Shielded/ non-Shielded	Housing Material	Function	Housing Size(mm)	Terminal Version	Power	Page
Current Output								
M8	0.1-1.5mm	Shielded	Nickel Plated brass	Current Output	M8x45 / M8x60	Cable/ Pico-style	18-30VDC	A10-01
M8	0.1-2.5mm	Non-shielded	Nickel Plated brass	Current Output	M8x45 / M8x60	Cable/ Pico-style	18-30VDC	A10-01
M8	0.2-2.5mm	Shielded	Nickel Plated brass	Current Output	M8x45 / M8x60	Cable/ Pico-style	18-30VDC	A10-02
M8	0.5-4.0mm	Non-shielded	Nickel Plated brass	Current Output	M8x45 / M8x60	Cable/ Pico-style	18-30VDC	A10-02
M8	0.6-3.0mm	Shielded	Nickel Plated brass	Current Output	M8x45 / M8x60	Cable/ Pico-style	18-30VDC	A10-03
M8	1-6.0mm	Non-shielded	Nickel Plated brass	Current Output	M8x45 / M8x60	Cable/ Pico-style	18-30VDC	A10-03
M12	0.1-3.0mm	Shielded	Nickel Plated brass	Current Output	M12x50 / M12x68	Cable/ Euro-style	18-30VDC	A10-04
M12	0.1-4.0mm	Non-shielded	Nickel Plated brass	Current Output	M12x50 / M12x68	Cable/ Euro-style	18-30VDC	A10-04
M12	0.5-4.0mm	Shielded	Nickel Plated brass	Current Output	M12x50 / M12x68	Cable/ Euro-style	18-30VDC	A10-05
M12	2.3-8mm	Non-shielded	Nickel Plated brass	Current Output	M12x50 / M12x68	Cable/ Euro-style	18-30VDC	A10-05
M12	0.5-6.0mm	Shielded	Nickel Plated brass	Current Output	M12x50 / M12x68	Cable/ Euro-style	18-30VDC	A10-06
M12	3-10mm	Non-shielded	Nickel Plated brass	Current Output	M12x50 / M12x68	Cable/ Euro-style	18-30VDC	A10-06
M18	1-4.0mm	Shielded	Nickel Plated brass	Current Output	M18x55 / M18x79	Cable/ Euro-style	18-30VDC	A10-07
M18	1-7.0mm	Non-shielded	Nickel Plated brass	Current Output	M18x55 / M18x79	Cable/ Euro-style	18-30VDC	A10-07
M18	2.3-8.0mm	Shielded	Nickel Plated brass	Current Output	M18x55 / M18x79	Cable/ Euro-style	18-30VDC	A10-08
M18	5-16mm	Non-shielded	Nickel Plated brass	Current Output	M18x55 / M18x79	Cable/ Euro-style	18-30VDC	A10-08
M18	1-12mm	Shielded	Nickel Plated brass	Current Output	M18x55 / M18x79	Cable/ Euro-style	18-30VDC	A10-09

ANALOG INDUCTIVE PROXIMITY SWITCH

M18	7-20mm	Non-shielded	Nickel Plated brass	Current Output	M18x55 / M18x79	Cable/ Euro-style	18-30VDC	A10-09
M30	5-10mm	Shielded	Nickel Plated brass	Current Output	M30x55 / M30x78	Cable/ Euro-style	18-30VDC	A10-10
M30	7-14mm	Non-shielded	Nickel Plated brass	Current Output	M30x55 / M30x78	Cable/ Euro-style	18-30VDC	A10-10
M30	5-16mm	Shielded	Nickel Plated brass	Current Output	M30x55 / M30x78	Cable/ Euro-style	18-30VDC	A10-11
M30	5-25mm	Non-shielded	Nickel Plated brass	Current Output	M30x55 / M30x78	Cable/ Euro-style	18-30VDC	A10-11
M30	7-22mm	Shielded	Nickel Plated brass	Current Output	M30x55 / M30x78	Cable/ Euro-style	18-30VDC	A10-12
M30	17-40mm	Non-shielded	Nickel Plated brass	Current Output	M30x55 / M30x78	Cable/ Euro-style	18-30VDC	A10-12
Q40S	5-15mm	Shielded	PBT RESIN	Current Output	40x40x49	Euro-style	18-30VDC	A10-13
Q40S	10-30mm	Non-shielded	PBT RESIN	Current Output	40x40x49	Euro-style	18-30VDC	A10-13
Q40	5-15mm	Shielded	PBT RESIN	Current Output	40x40x118	Terminal	18-30VDC	A10-14
Q40	10-30mm	Non-shielded	PBT RESIN	Current Output	40x40x118	Terminal	18-30VDC	A10-14
Q40	5-15mm	Shielded	PBT RESIN	Current Output	40x40x118	Euro-style	18-30VDC	A10-15
Q40	10-30mm	Non-shielded	PBT RESIN	Current Output	40x40x118	Euro-style	18-30VDC	A10-15
Voltage Output								
M8	0.1-1.5mm	Shielded	Nickel Plated brass	Voltage Output	M8x45 / M8x60	Cable/ Pico-style	18-30VDC	A10-16
M8	0.1-2.5mm	Non-shielded	Nickel Plated brass	Voltage Output	M8x45 / M8x60	Cable/ Pico-style	18-30VDC	A10-16
M8	0.2-2.5mm	Shielded	Nickel Plated brass	Voltage Output	M8x45 / M8x60	Cable/ Pico-style	18-30VDC	A10-17
M8	0.5-4.0mm	Non-shielded	Nickel Plated brass	Voltage Output	M8x45 / M8x60	Cable/ Pico-style	18-30VDC	A10-17
M8	0.6-3.0mm	Shielded	Nickel Plated brass	Voltage Output	M8x45 / M8x60	Cable/ Pico-style	18-30VDC	A10-18
M8	1-6.0mm	Non-shielded	Nickel Plated brass	Voltage Output	M8x45 / M8x60	Cable/ Pico-style	18-30VDC	A10-18
M12	0.1-3.0mm	shielded	Nickel Plated brass	Voltage Output	M12x50 / M12x68	Cable/ Euro-style	18-30VDC	A10-19
M12	0.1-4.0mm	Non-shielded	Nickel Plated brass	Voltage Output	M12x50 / M12x68	Cable/ Euro-style	18-30VDC	A10-19
M12	0.5-4.0mm	Shielded	Nickel Plated brass	Voltage Output	M12x50 / M12x68	Cable/ Euro-style	18-30VDC	A10-20
M12	2.3-8mm	Non-shielded	Nickel Plated brass	Voltage Output	M12x50 / M12x68	Cable/ Euro-style	18-30VDC	A10-20

ANALOG INDUCTIVE PROXIMITY SWITCH

M12	0.5-6.0mm	Shielded	Nickel Plated brass	Voltage Output	M12x50 / M12x68	Cable/ Euro-style	18-30VDC	A10-21
M12	3-10mm	Non-shielded	Nickel Plated brass	Voltage Output	M12x50 / M12x68	Cable/ Euro-style	18-30VDC	A10-21
M18	1-4.0mm	shielded	Nickel Plated brass	Voltage Output	M18x55 / M18x79	Cable/ Euro-style	18-30VDC	A10-22
M18	1-7.0mm	Non-shielded	Nickel Plated brass	Voltage Output	M18x55 / M18x79	Cable/ Euro-style	18-30VDC	A10-22
M18	2.3-8.0mm	Shielded	Nickel Plated brass	Voltage Output	M18x55 / M18x79	Cable/ Euro-style	18-30VDC	A10-23
M18	5-16mm	Non-shielded	Nickel Plated brass	Voltage Output	M18x55 / M18x79	Cable/ Euro-style	18-30VDC	A10-23
M18	1-12mm	Shielded	Nickel Plated brass	Voltage Output	M18x55 / M18x79	Cable/ Euro-style	18-30VDC	A10-24
M18	7-20mm	Non-shielded	Nickel Plated brass	Voltage Output	M18x55 / M18x79	Cable/ Euro-style	18-30VDC	A10-24
M30	5-10mm	shielded	Nickel Plated brass	Voltage Output	M30x55 / M30x78	Cable/ Euro-style	18-30VDC	A10-25
M30	7-14mm	Non-shielded	Nickel Plated brass	Voltage Output	M30x55 / M30x78	Cable/ Euro-style	18-30VDC	A10-25
M30	5-16mm	Shielded	Nickel Plated brass	Voltage Output	M30x55 / M30x78	Cable/ Euro-style	18-30VDC	A10-26
M30	5-25mm	Non-shielded	Nickel Plated brass	Voltage Output	M30x55 / M30x78	Cable/ Euro-style	18-30VDC	A10-26
M30	7-22mm	Shielded	Nickel Plated brass	Voltage Output	M30x55 / M30x78	Cable/ Euro-style	18-30VDC	A10-27
M30	17-40mm	Non-shielded	Nickel Plated brass	Voltage Output	M30x55 / M30x78	Cable/ Euro-style	18-30VDC	A10-27
Q40S	5-15mm	Shielded	PBT RESIN	Voltage Output	40x40x49	Euro-style	18-30VDC	A10-28
Q40S	10-30mm	Non-shielded	PBT RESIN	Voltage Output	40x40x49	Euro-style	18-30VDC	A10-28
Q40	5-15mm	Shielded	PBT RESIN	Voltage Output	40x40x118	Terminal	18-30VDC	A10-29
Q40	10-30mm	Non-shielded	PBT RESIN	Voltage Output	40x40x118	Terminal	18-30VDC	A10-29
Q40	5-15mm	Shielded	PBT RESIN	Voltage Output	40x40x118	Euro-style	18-30VDC	A10-30
Q40	10-30mm	Non-shielded	PBT RESIN	Voltage Output	40x40x118	Euro-style	18-30VDC	A10-30
Voltage Output and Current Output								
M8	0.1-1.5mm	Shielded	Nickel Plated brass	Voltage Output and Current Output	M8x45 / M8x60	Cable/ Pico-style	18-30VDC	A10-31
M8	0.1-2.5mm	Non-shielded	Nickel Plated brass	Voltage Output and Current Output	M8x45 / M8x60	Cable/ Pico-style	18-30VDC	A10-31
M8	0.2-2.5mm	Shielded	Nickel Plated brass	Voltage Output and Current Output	M8x45 / M8x60	Cable/ Pico-style	18-30VDC	A10-32

ANALOG INDUCTIVE PROXIMITY SWITCH

M8	0.5-4.0mm	Non-shielded	Nickel Plated brass	Voltage Output and Current Output	M8x45 / M8x60	Cable/ Pico-style	18-30VDC	A10-32
M8	0.6-3.0mm	Shielded	Nickel Plated brass	Voltage Output and Current Output	M8x45 / M8x60	Cable/ Pico-style	18-30VDC	A10-33
M8	1-6.0mm	Non-shielded	Nickel Plated brass	Voltage Output and Current Output	M8x45 / M8x60	Cable/ Pico-style	18-30VDC	A10-33
M12	0.1-3.0mm	shielded	Nickel Plated brass	Voltage Output and Current Output	M12x50 / M12x68	Cable/ Euro-style	18-30VDC	A10-34
M12	0.1-4.0mm	Non-shielded	Nickel Plated brass	Voltage Output and Current Output	M12x50 / M12x68	Cable/ Euro-style	18-30VDC	A10-34
M12	0.5-4.0mm	Shielded	Nickel Plated brass	Voltage Output and Current Output	M12x50 / M12x68	Cable/ Euro-style	18-30VDC	A10-35
M12	2.3-8mm	Non-shielded	Nickel Plated brass	Voltage Output and Current Output	M12x50 / M12x68	Cable/ Euro-style	18-30VDC	A10-35
M12	0.5-6.0mm	Shielded	Nickel Plated brass	Voltage Output and Current Output	M12x50 / M12x68	Cable/ Euro-style	18-30VDC	A10-36
M12	3-10mm	Non-shielded	Nickel Plated brass	Voltage Output and Current Output	M12x50 / M12x68	Cable/ Euro-style	18-30VDC	A10-36
M18	1-4mm	shielded	Nickel Plated brass	Voltage Output and Current Output	M18x55 / M18x79	Cable/ Euro-style	18-30VDC	A10-37
M18	1-7mm	Non-shielded	Nickel Plated brass	Voltage Output and Current Output	M18x55 / M18x79	Cable/ Euro-style	18-30VDC	A10-37
M18	2.3-8.0mm	Shielded	Nickel Plated brass	Voltage Output and Current Output	M18x55 / M18x79	Cable/ Euro-style	18-30VDC	A10-38
M18	5-16mm	Non-shielded	Nickel Plated brass	Voltage Output and Current Output	M18x55 / M18x79	Cable/ Euro-style	18-30VDC	A10-38
M18	1-12mm	Shielded	Nickel Plated brass	Voltage Output and Current Output	M18x55 / M18x79	Cable/ Euro-style	18-30VDC	A10-39
M18	7-20mm	Non-shielded	Nickel Plated brass	Voltage Output and Current Output	M18x55 / M18x79	Cable/ Euro-style	18-30VDC	A10-39
M30	5-10mm	shielded	Nickel Plated brass	Voltage Output and Current Output	M30x55 / M30x78	Cable/ Euro-style	18-30VDC	A10-40
M30	7-14mm	Non-shielded	Nickel Plated brass	Voltage Output and Current Output	M30x55 / M30x78	Cable/ Euro-style	18-30VDC	A10-40
M30	5-16mm	Shielded	Nickel Plated brass	Voltage Output and Current Output	M30x55 / M30x78	Cable/ Euro-style	18-30VDC	A10-41
M30	5-25mm	Non-shielded	Nickel Plated brass	Voltage Output and Current Output	M30x55 / M30x78	Cable/ Euro-style	18-30VDC	A10-41
M30	7-22mm	Shielded	Nickel Plated brass	Voltage Output and Current Output	M30x55 / M30x78	Cable/ Euro-style	18-30VDC	A10-42

ANALOG INDUCTIVE PROXIMITY SWITCH

M30	17-40mm	Non-shielded	Nickel Plated brass	Voltage Output and Current Output	M30x55 / M30x78	Cable/ Euro-style	18-30VDC	A10-42
Q40S	5-15mm	Shielded	PBT RESIN	Voltage Output and Current Output	40x40x49	Euro-style	18-30VDC	A10-43
Q40S	10-30mm	Non-shielded	PBT RESIN	Voltage Output and Current Output	40x40x49	Euro-style	18-30VDC	A10-43
Q40	5-15mm	Shielded	PBT RESIN	Voltage Output and Current Output	40x40x118	Terminal	18-30VDC	A10-44
Q40	10-30mm	Non-shielded	PBT RESIN	Voltage Output and Current Output	40x40x118	Terminal	18-30VDC	A10-44
Q40	5-15mm	Shielded	PBT RESIN	Voltage Output and Current Output	40x40x118	Euro-style	18-30VDC	A10-45
Q40	10-30mm	Non-shielded	PBT RESIN	Voltage Output and Current Output	40x40x118	Euro-style	18-30VDC	A10-45

ANALOG INDUCTIVE PROXIMITY SWITCH (M8)-Current Output

Diameter	M8	M8
Shielded/non-Shielded	Shielded	Non-Shielded
Switching Distance Sn mm	0.1-1.5 mm	0.1-2.5 mm
Housing Material	Nickel plated brass	Nickel plated brass
With LED/Without LED	Without LED	Without LED
Picture		
Supply Voltage	18-30VDC	18-30VDC
Max. Ripple	<10%	<10%
No Load Currentt	<35mA	<35mA
Output Voltage/Load Resistor	-	-
Output Current/Load Resistor	4-20mA/400ΩMax.	4-20mA/400ΩMax.
Linearity	<5%	<5%
Repeat Accuracy	0.02mm	0.02mm
Ambient Temperature	-25 ℃ - +70℃	-25 ℃ - +70℃
Temperature Drift	<5%(sr)	<5%(sr)
Short Circuit Protection	-	-
Reverse Polarity Protection	YES	YES
Protection Degree	IP67	IP67
Output Signal	PNP-ANALOG	PNP-ANALOG
Switch Frequency Max.	100HZ	100HZ
Time Delay Before Availability	-	-
EMC	RFI>3V/M; EFT>1KV; ESD>4KV(contact)	RFI>3V/M; EFT>1KV; ESD>4KV(contact)
Shock / Vibration	IEC 60947-5-2,Part7.4.1;IEC 60947-5-2,Part7.4.2	IEC 60947-5-2,Part7.4.1;IEC 60947-5-2,Part7.4.2
Material Active Face	PBT	PBT
Characteristics (Current output)	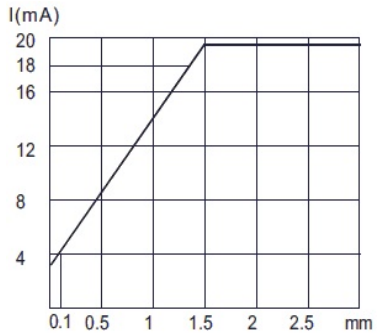	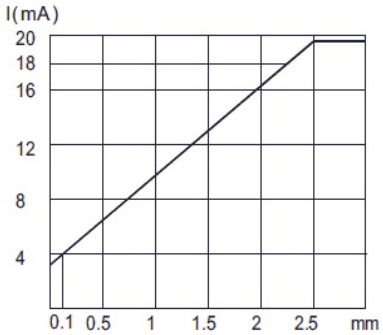
	-	-
Inductive Current output, cable	D5B1-M081.5G-I3A2 19	D5B2-M082.5G-I3A2 19
Inductive Current output, connector	D5B1-M081.5G-IPA3 26	D5B2-M082.5G-IPA3 26
Wiring diagram number		
Dimensions (unit: mm)	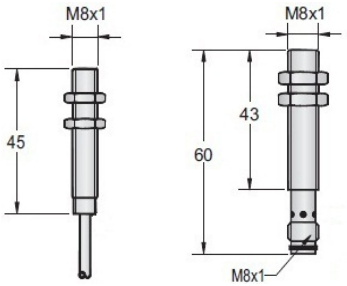	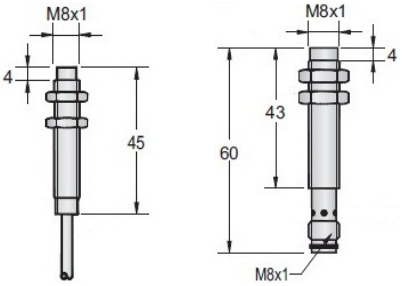
Cable 2M (PVC)	3φ 3x0.15 / M8 Pico-style	3φ 3x0.15 / M8 Pico-style
Weight	approx.40 g / approx.15 g	approx.40 g / approx.15 g

Subject to modifications without notice

Tel: +86-755-2646 7962 Fax: +86-755-2646 7925 MSN: dfan852@hotmail.com
Web: www.mountiger.com E-mail: sales@mountiger.com QQ: 873764592

Mountiger Sensing the future

ANALOG INDUCTIVE PROXIMITY SWITCH (M8)-Current Output

Diameter	M8	M8
Shielded/non-Shielded	Shielded	Non-Shielded
Switching Distance Sn mm	0.2-2.5 mm	0.5-4.0 mm
Housing Material	Nickel plated brass	Nickel plated brass
With LED/Without LED	Without LED	Without LED
Picture		
Supply Voltage	18-30VDC	18-30VDC
Max. Ripple	<10%	<10%
No Load Currentt	<35mA	<35mA
Output Voltage/Load Resistor	-	-
Output Current/Load Resistor	4-20mA/400ΩMax.	4-20mA/400ΩMax.
Linearity	<5%	<5%
Repeat Accuracy	0.02mm	0.02mm
Ambient Temperature	-25 ℃ - +70℃	-25 ℃ - +70℃
Temperature Drift	<5%(sr)	<5%(sr)
Short Circuit Protection	-	-
Reverse Polarity Protection	YES	YES
Protection Degree	IP67	IP67
Output Signal	PNP-ANALOG	PNP-ANALOG
Switch Frequency Max.	100HZ	100HZ
Time Delay Before Availability	-	-
EMC	RFI>3V/M; EFT>1KV; ESD>4KV(contact)	RFI>3V/M; EFT>1KV; ESD>4KV(contact)
Shock / Vibration	IEC 60947-5-2,Part7.4.1;IEC 60947-5-2,Part7.4.2	IEC 60947-5-2,Part7.4.1;IEC 60947-5-2,Part7.4.2
Material Active Face	PBT	PBT
Characteristics (Current output)	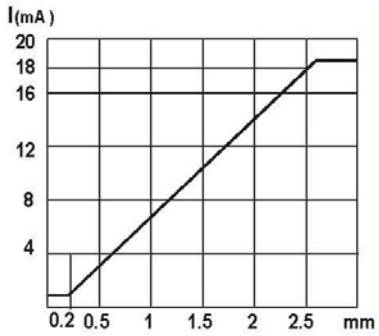	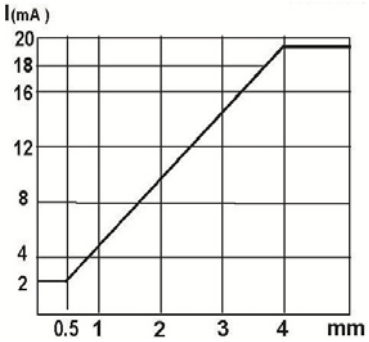
	-	-
Inductive Current output, cable	D5B1-M082.5G-I3A2 19	D5B2-M0804G-I3A2 19
Inductive Current output, connector	D5B1-M082.5G-IPA3 26	D5B2-M0804G-IPA3 26
Wiring diagram number		
Dimensions (unit: mm)	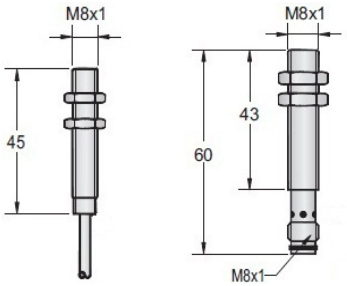	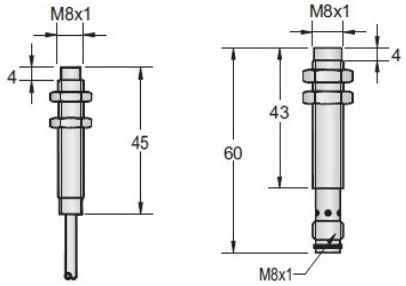
Cable 2M (PVC)	3φ 3x0.15 / M8 Pico-style	3φ 3x0.15 / M8 Pico-style
Weight	approx.40 g / approx.15 g	approx.40 g / approx.15 g

Subject to modifications without notice

Tel: +86-755-2646 7962 Fax: +86-755-2646 7925 MSN: dfan852@hotmail.com
Web: www.mountiger.com E-mail: sales@mountiger.com QQ: 873764592

Mountiger Sensing the future

ANALOG INDUCTIVE PROXIMITY SWITCH (M8)-Current Output

Diameter	M8	M8
Shielded/non-Shielded	Shielded	Non-Shielded
Switching Distance Sn mm	0.6-3.0 mm	1-6.0 mm
Housing Material	Nickel plated brass	Nickel plated brass
With LED/Without LED	Without LED	Without LED
Picture		
Supply Voltage	18-30VDC	18-30VDC
Max. Ripple	<10%	<10%
No Load Currentt	<35mA	<35mA
Output Voltage/Load Resistor	-	-
Output Current/Load Resistor	4-20mA/400ΩMax.	4-20mA/400ΩMax.
Linearity	<5%	<5%
Repeat Accuracy	0.02mm	0.02mm
Ambient Temperature	-25 ℃ - +70℃	-25 ℃ - +70℃
Temperature Drift	<5%(sr)	<5%(sr)
Short Circuit Protection	-	-
Reverse Polarity Protection	YES	YES
Protection Degree	IP67	IP67
Output Signal	PNP-ANALOG	PNP-ANALOG
Switch Frequency Max.	100HZ	100HZ
Time Delay Before Availability	-	-
EMC	RFI>3V/M; EFT>1KV; ESD>4KV(contact)	RFI>3V/M; EFT>1KV; ESD>4KV(contact)
Shock / Vibration	IEC 60947-5-2,Part7.4.1;IEC 60947-5-2,Part7.4.2	IEC 60947-5-2,Part7.4.1;IEC 60947-5-2,Part7.4.2
Material Active Face	PBT	PBT
Characteristics (Current output)	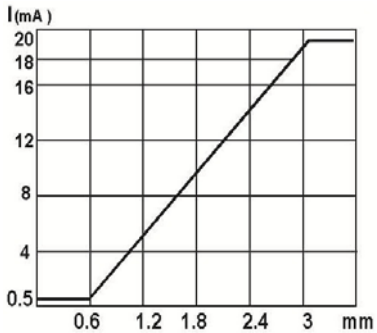	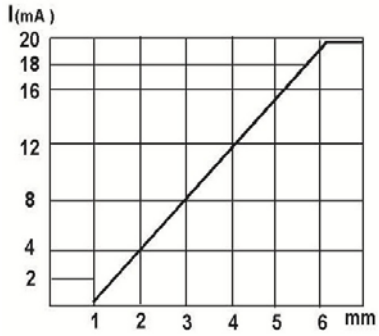
	-	-
Inductive Current output, cable	D5B1-M0803G-I3A2 19	D5B2-M0806G-I3A2 19
Inductive Current output, connector	D5B1-M0803G-IPA3 26	D5B2-M0806G-IPA3 26
Wiring diagram number		
Dimensions (unit: mm)	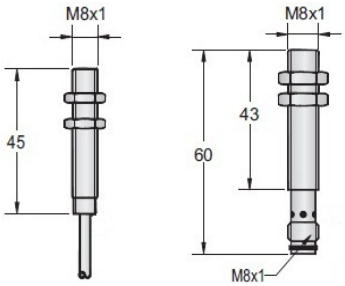	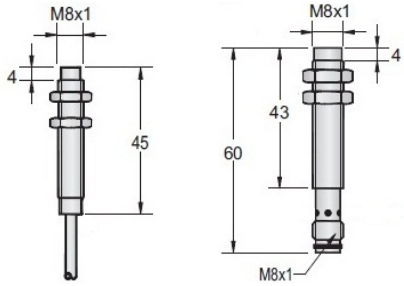
Cable 2M (PVC)	3φ 3x0.15 / M8 Pico-style	3φ 3x0.15 / M8 Pico-style
Weight	approx.40 g / approx.15 g	approx.40 g / approx.15 g

Subject to modifications without notice

Tel: +86-755-2646 7962 Fax: +86-755-2646 7925 MSN: dfan852@hotmail.com
Web: www.mountiger.com E-mail: sales@mountiger.com QQ: 873764592

Mountiger Sensing the future

ANALOG INDUCTIVE PROXIMITY SWITCH (M12)-Current Output

Diameter	M12	M12
Shielded/non-Shielded	Shielded	Non-Shielded
Switching Distance Sn mm	0.1-3.0mm	0.1-4.0mm
Housing Material	Nickel plated brass	Nickel plated brass
With LED/Without LED	Without LED	Without LED
Picture		
Supply Voltage	18-30VDC	18-30VDC
Max. Ripple	<10%	<10%
No Load Currentt	<35mA	<35mA
Output Voltage/Load Resistor	-	-
Output Current/Load Resistor	4-20mA/400ΩMax.	4-20mA/400ΩMax.
Linearity	<5%	<5%
Repeat Accuracy	0.02mm	0.02mm
Ambient Temperature	-25 ℃ - +70℃	-25 ℃ - +70℃
Temperature Drift	<5%(sr)	<5%(sr)
Short Circuit Protection	-	-
Reverse Polarity Protection	YES	YES
Protection Degree	IP67	IP67
Output Signal	PNP-ANALOG	PNP-ANALOG
Switch Frequency Max.	100HZ	100HZ
Time Delay Before Availability	-	-
EMC	RFI>3V/M; EFT>1KV; ESD>4KV(contact)	RFI>3V/M; EFT>1KV; ESD>4KV(contact)
Shock / Vibration	IEC 60947-5-2,Part7.4.1;IEC 60947-5-2,Part7.4.2	IEC 60947-5-2,Part7.4.1;IEC 60947-5-2,Part7.4.2
Material Active Face	PBT	PBT
Characteristics (Current output)	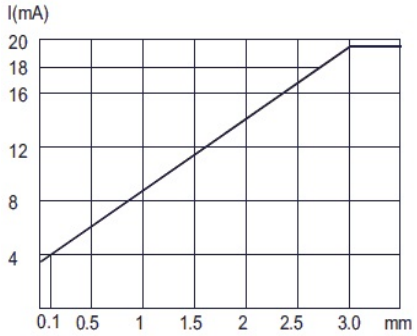	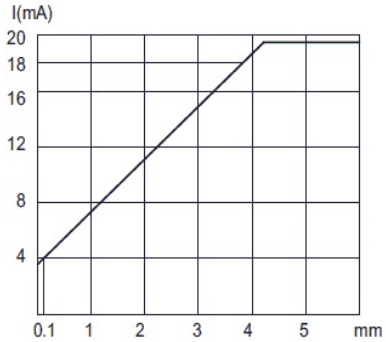
	-	-
Inductive Current output, cable	D5B1-M1203G-I3A2 19	D5B2-M1204G-I3A2 19
Inductive Current output, connector	D5B1-M1203G-IEA4 40	D5B2-M1204G-IEA4 40
Wiring diagram number		
Dimensions (unit: mm)	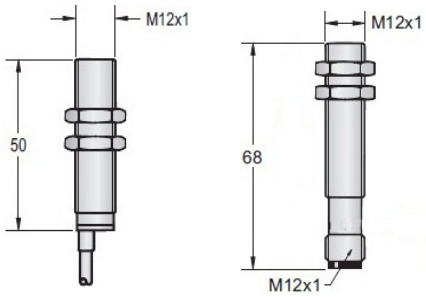	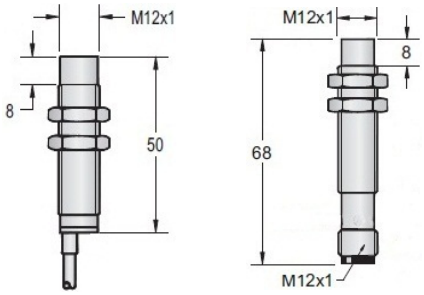
Cable 2M (PVC)	4φ 3x0.15 / M12 Euro-style	4φ 3x0.15 / M12 Euro-style
Weight	approx. 67g / approx. 30 g	approx. 67g / approx. 30 g

Subject to modifications without notice

Tel: +86-755-2646 7962 Fax: +86-755-2646 7925 MSN: dfan852@hotmail.com
Web: www.mountiger.com E-mail: sales@mountiger.com QQ: 873764592

Mountiger Sensing the future

ANALOG INDUCTIVE PROXIMITY SWITCH (M12)-Current Output

Diameter	M12	M12
Shielded/non-Shielded	Shielded	Non-Shielded
Switching Distance Sn mm	0.5-4.0mm	2.3-8mm
Housing Material	Nickel plated brass	Nickel plated brass
With LED/Without LED	Without LED	Without LED
Picture		
Supply Voltage	18-30VDC	18-30VDC
Max. Ripple	<10%	<10%
No Load Currentt	<35mA	<35mA
Output Voltage/Load Resistor	-	-
Output Current/Load Resistor	4-20mA/400ΩMax.	4-20mA/400ΩMax.
Linearity	<5%	<5%
Repeat Accuracy	0.02mm	0.02mm
Ambient Temperature	-25 ℃ - +70℃	-25 ℃ - +70℃
Temperature Drift	<5%(sr)	<5%(sr)
Short Circuit Protection	-	-
Reverse Polarity Protection	YES	YES
Protection Degree	IP67	IP67
Output Signal	PNP-ANALOG	PNP-ANALOG
Switch Frequency Max.	100HZ	100HZ
Time Delay Before Availability	-	-
EMC	RFI>3V/M; EFT>1KV; ESD>4KV(contact)	RFI>3V/M; EFT>1KV; ESD>4KV(contact)
Shock / Vibration	IEC 60947-5-2,Part7.4.1;IEC 60947-5-2,Part7.4.2	IEC 60947-5-2,Part7.4.1;IEC 60947-5-2,Part7.4.2
Material Active Face	PBT	PBT
Characteristics (Current output)	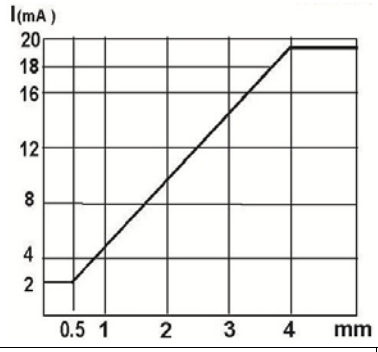	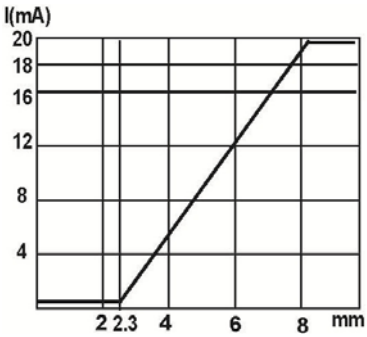
	-	-
Inductive Current output, cable	D5B1-M1204G-I3A2 19	D5B2-M1208G-I3A2 19
Inductive Current output, connector	D5B1-M1204G-IEA4 40	D5B2-M1208G-IEA4 40
Wiring diagram number		
Dimensions (unit: mm)	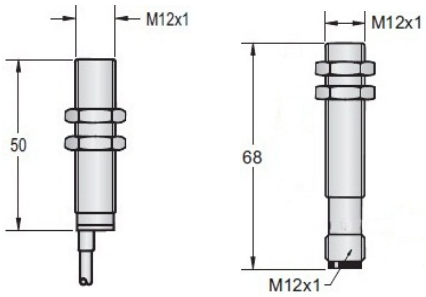	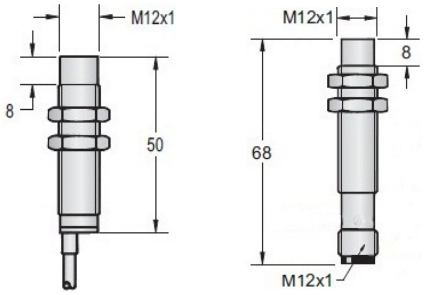
Cable 2M (PVC)	4φ 3x0.15 / M12 Euro-style	4φ 3x0.15 / M12 Euro-style
Weight	approx. 67g / approx. 30 g	approx. 67g / approx. 30 g

Subject to modifications without notice

Tel: +86-755-2646 7962 Fax: +86-755-2646 7925 MSN: dfan852@hotmail.com
Web: www.mountiger.com E-mail: sales@mountiger.com QQ: 873764592

Mountiger Sensing the future

ANALOG INDUCTIVE PROXIMITY SWITCH (M12)-Current Output

Diameter	M12	M12
Shielded/non-Shielded	Shielded	Non-Shielded
Switching Distance Sn mm	0.5-6.0mm	3-10mm
Housing Material	Nickel plated brass	Nickel plated brass
With LED/Without LED	Without LED	Without LED
Picture		
Supply Voltage	18-30VDC	18-30VDC
Max. Ripple	<10%	<10%
No Load Currentt	<35mA	<35mA
Output Voltage/Load Resistor	-	-
Output Current/Load Resistor	4-20mA/400ΩMax.	4-20mA/400ΩMax.
Linearity	<5%	<5%
Repeat Accuracy	0.02mm	0.02mm
Ambient Temperature	-25 ℃ - +70℃	-25 ℃ - +70℃
Temperature Drift	<5%(sr)	<5%(sr)
Short Circuit Protection	-	-
Reverse Polarity Protection	YES	YES
Protection Degree	IP67	IP67
Output Signal	PNP-ANALOG	PNP-ANALOG
Switch Frequency Max.	100HZ	100HZ
Time Delay Before Availability	-	-
EMC	RFI>3V/M; EFT>1KV; ESD>4KV(contact)	RFI>3V/M; EFT>1KV; ESD>4KV(contact)
Shock / Vibration	IEC 60947-5-2,Part7.4.1;IEC 60947-5-2,Part7.4.2	IEC 60947-5-2,Part7.4.1;IEC 60947-5-2,Part7.4.2
Material Active Face	PBT	PBT
Characteristics (Current output)	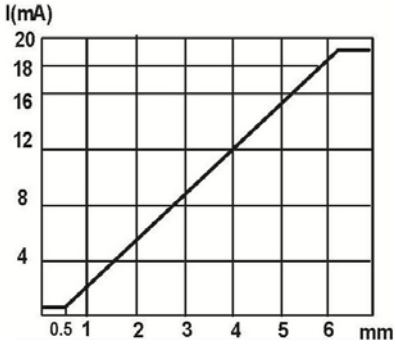	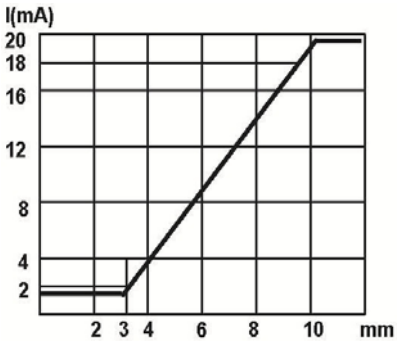
	-	-
Inductive Current output, cable	D5B1-M1206G-I3A2 19	D5B2-M1210G-I3A2 19
Inductive Current output, connector	D5B1-M1206G-IEA4 40	D5B2-M1210G-IEA4 40
Wiring diagram number		
Dimensions (unit: mm)	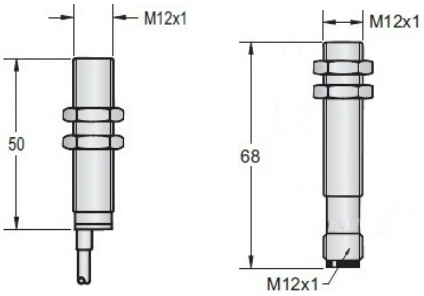	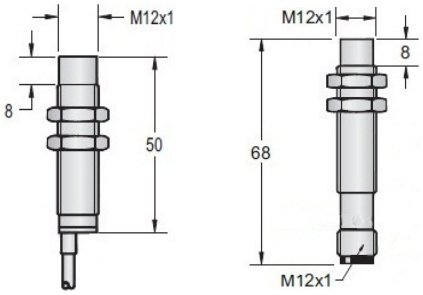
Cable 2M (PVC)	4φ 3x0.15 / M12 Euro-style	4φ 3x0.15 / M12 Euro-style
Weight	approx. 67g / approx. 30 g	approx. 67g / approx. 30 g

Subject to modifications without notice

Tel: +86-755-2646 7962 Fax: +86-755-2646 7925 MSN: dfan852@hotmail.com
Web: www.mountiger.com E-mail: sales@mountiger.com QQ: 873764592

Mountiger Sensing the future

ANALOG INDUCTIVE PROXIMITY SWITCH (M18)-Current Output

Diameter	M18	M18
Shielded/non-Shielded	Shielded	Non-Shielded
Switching Distance Sn mm	1-4mm	1-7mm
Housing Material	Nickel plated brass	Nickel plated brass
With LED/Without LED	Without LED	Without LED
Picture		
Supply Voltage	18-30VDC	18-30VDC
Max. Ripple	<10%	<10%
No Load Currentt	<15mA	<15mA
Output Voltage/Load Resistor	-	-
Output Current/Load Resistor	0-20mA/200ΩMax.	0-20mA/200ΩMax.
Linearity	<10%(Sr)	<10%(Sr)
Repeat Accuracy	0.02mm	0.02mm
Ambient Temperature	-25 ℃ - +70℃	-25 ℃ - +70℃
Temperature Drift	<5%(Sr)	<5%(Sr)
Short Circuit Protection	-	-
Reverse Polarity Protection	YES	YES
Protection Degree	IP67	IP67
Output Signal	PNP-ANALOG	PNP-ANALOG
Switch Frequency Max.	100HZ	100HZ
Time Delay Before Availability	-	-
EMC	RFI>3V/M; EFT>1KV; ESD>4KV(contact)	RFI>3V/M; EFT>1KV; ESD>4KV(contact)
Shock / Vibration	IEC 60947-5-2,Part7.4.1;IEC 60947-5-2,Part7.4.2	IEC 60947-5-2,Part7.4.1;IEC 60947-5-2,Part7.4.2
Material Active Face	PBT	PBT
Characteristics (Current output)	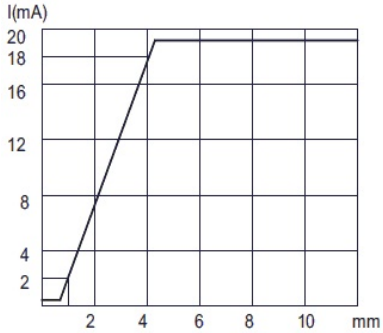	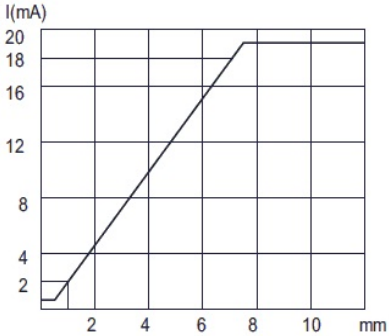
	-	-
Inductive Current output, cable	D5B1-M1804G-I3A2 19	D5B2-M1807G-I3A2 19
Inductive Current output, connector	D5B1-M1804G-IEA4 40	D5B2-M1807G-IEA4 40
Wiring diagram number		
Dimensions (unit: mm)	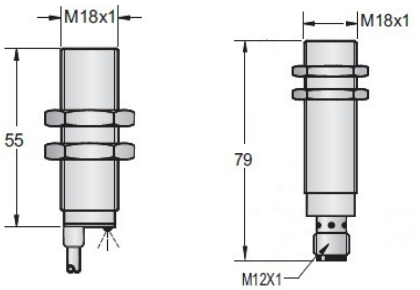	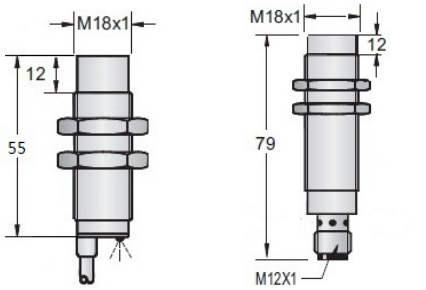
Cable 2M (PVC)	5φ 3x0.34 / M12 Euro-style	5φ 3x0.34 / M12 Euro-style
Weight	approx. 142 g / approx. 69 g	approx. 142 g / approx. 69 g

Subject to modifications without notice

Tel: +86-755-2646 7962 Fax: +86-755-2646 7925 MSN: dfan852@hotmail.com
Web: www.mountiger.com E-mail: sales@mountiger.com QQ: 873764592

Mountiger Sensing the future

ANALOG INDUCTIVE PROXIMITY SWITCH (M18)-Current Output

Diameter	M18	M18
Shielded/non-Shielded	Shielded	Non-Shielded
Switching Distance Sn mm	2.3-8mm	5-16mm
Housing Material	Nickel plated brass	Nickel plated brass
With LED/Without LED	Without LED	Without LED
Picture		
Supply Voltage	18-30VDC	18-30VDC
Max. Ripple	<10%	<10%
No Load Currentt	<15mA	<15mA
Output Voltage/Load Resistor	-	-
Output Current/Load Resistor	0-20mA/200ΩMax.	0-20mA/200ΩMax.
Linearity	<10%(Sr)	<10%(Sr)
Repeat Accuracy	0.02mm	0.02mm
Ambient Temperature	-25 ℃ - +70℃	-25 ℃ - +70℃
Temperature Drift	<5%(Sr)	<5%(Sr)
Short Circuit Protection	-	-
Reverse Polarity Protection	YES	YES
Protection Degree	IP67	IP67
Output Signal	PNP-ANALOG	PNP-ANALOG
Switch Frequency Max.	100HZ	100HZ
Time Delay Before Availability	-	-
EMC	RFI>3V/M; EFT>1KV; ESD>4KV(contact)	RFI>3V/M; EFT>1KV; ESD>4KV(contact)
Shock / Vibration	IEC 60947-5-2,Part7.4.1;IEC 60947-5-2,Part7.4.2	IEC 60947-5-2,Part7.4.1;IEC 60947-5-2,Part7.4.2
Material Active Face	PBT	PBT
Characteristics (Current output)	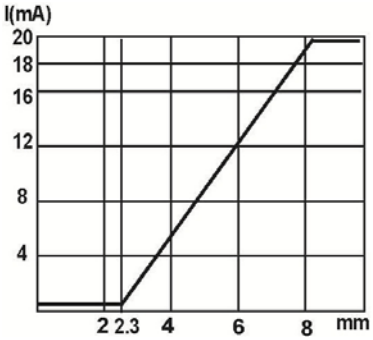	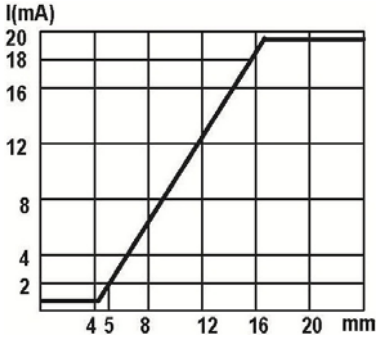
	-	-
Inductive Current output, cable	D5B1-M1808G-I3A2 19	D5B2-M1816G-I3A2 19
Inductive Current output, connector	D5B1-M1808G-IEA4 40	D5B2-M1816G-IEA4 40
Wiring diagram number		
Dimensions (unit: mm)	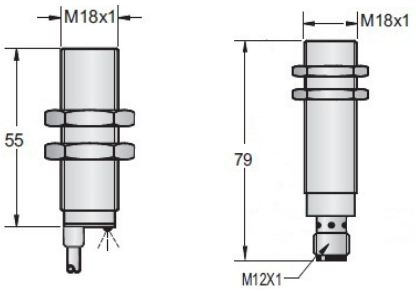	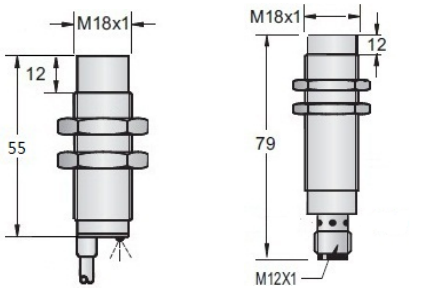
Cable 2M (PVC)	5φ 3x0.34 / M12 Euro-style	5φ 3x0.34 / M12 Euro-style
Weight	approx. 142 g / approx. 69 g	approx. 142 g / approx. 69 g

Subject to modifications without notice

Tel: +86-755-2646 7962 Fax: +86-755-2646 7925 MSN: dfan852@hotmail.com
Web: www.mountiger.com E-mail: sales@mountiger.com QQ: 873764592

Mountiger Sensing the future

ANALOG INDUCTIVE PROXIMITY SWITCH (M18)-Current Output

Diameter	M18	M18
Shielded/non-Shielded	Shielded	Non-Shielded
Switching Distance Sn mm	1-12mm	7-20mm
Housing Material	Nickel plated brass	Nickel plated brass
With LED/Without LED	Without LED	Without LED
Picture		
Supply Voltage	18-30VDC	18-30VDC
Max. Ripple	<10%	<10%
No Load Currentt	<15mA	<15mA
Output Voltage/Load Resistor	-	-
Output Current/Load Resistor	0-20mA/200ΩMax.	0-20mA/200ΩMax.
Linearity	<10%(Sr)	<10%(Sr)
Repeat Accuracy	0.02mm	0.02mm
Ambient Temperature	-25 ℃ - +70℃	-25 ℃ - +70℃
Temperature Drift	<5%(Sr)	<5%(Sr)
Short Circuit Protection	-	-
Reverse Polarity Protection	YES	YES
Protection Degree	IP67	IP67
Output Signal	PNP-ANALOG	PNP-ANALOG
Switch Frequency Max.	100HZ	100HZ
Time Delay Before Availability	-	-
EMC	RFI>3V/M; EFT>1KV; ESD>4KV(contact)	RFI>3V/M; EFT>1KV; ESD>4KV(contact)
Shock / Vibration	IEC 60947-5-2,Part7.4.1;IEC 60947-5-2,Part7.4.2	IEC 60947-5-2,Part7.4.1;IEC 60947-5-2,Part7.4.2
Material Active Face	PBT	PBT
Characteristics (Current output)	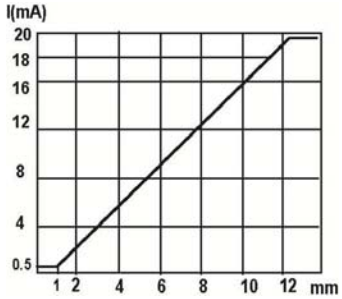	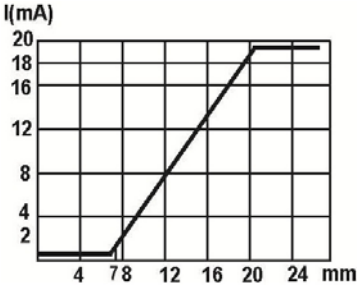
	-	-
Inductive Current output, cable	D5B1-M1812G-I3A2 19	D5B2-M1820G-I3A2 19
Inductive Current output, connector	D5B1-M1812G-IEA4 40	D5B2-M1820G-IEA4 40
Wiring diagram number		
Dimensions (unit: mm)	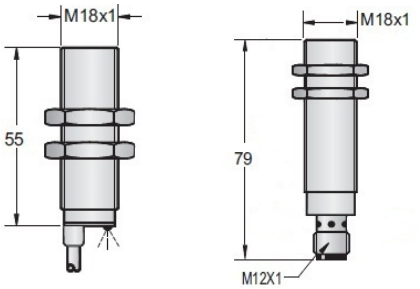	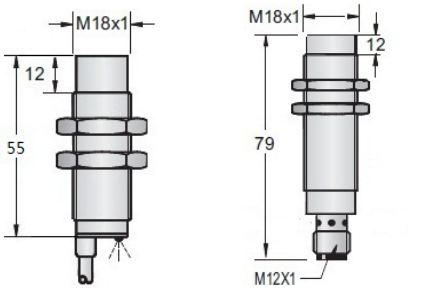
Cable 2M (PVC)	5φ 3x0.34 / M12 Euro-style	5φ 3x0.34 / M12 Euro-style
Weight	approx. 142 g / approx. 69 g	approx. 142 g / approx. 69 g

Subject to modifications without notice

Tel: +86-755-2646 7962 Fax: +86-755-2646 7925 MSN: dfan852@hotmail.com
Web: www.mountiger.com E-mail: sales@mountiger.com QQ: 873764592

Mountiger Sensing the future

ANALOG INDUCTIVE PROXIMITY SWITCH (M30)-Current Output

Diameter	M30	M30
Shielded/non-Shielded	Shielded	Non-Shielded
Switching Distance Sn mm	5-10mm	7-14mm
Housing Material	Nickel plated brass	Nickel plated brass
With LED/Without LED	Without LED	Without LED
Picture		
Supply Voltage	18-30VDC	18-30VDC
Max. Ripple	<10%	<10%
No Load Currentt	<15mA	<15mA
Output Current/Load Resistor	0-20mA/200ΩMax.	0-20mA/200ΩMax.
Linearity	<10%(Sr)	<10%(Sr)
Repeat Accuracy	0.02mm	0.02mm
Ambient Temperature	-25 ℃ - +70℃	-25 ℃ - +70℃
Temperature Drift	<5%(Sr)	<5%(Sr)
Short Circuit Protection	-	-
Reverse Polarity Protection	YES	YES
Protection Degree	IP67	IP67
Output Signal	PNP-ANALOG	PNP-ANALOG
Switch Frequency Max.	100HZ	100HZ
Time Delay Before Availability	-	-
EMC	RFI>3V/M; EFT>1KV; ESD>4KV(contact)	RFI>3V/M; EFT>1KV; ESD>4KV(contact)
Shock / Vibration	IEC 60947-5-2,Part7.4.1;IEC 60947-5-2,Part7.4.2	IEC 60947-5-2,Part7.4.1;IEC 60947-5-2,Part7.4.2
Material Active Face	PBT	PBT
Characteristics (Current output)	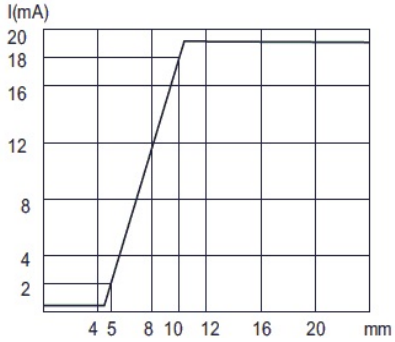	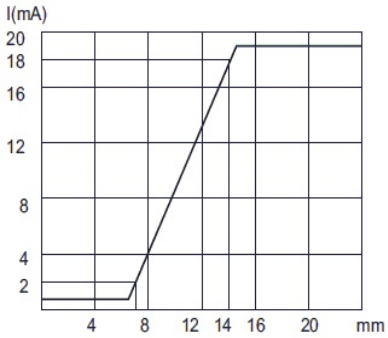
	-	-
Inductive Current output, cable	D5B1-M3010G-I3A2 19	D5B2-M3014G-I3A2 19
Inductive Current output, connector	D5B1-M3010G-IEA4 40	D5B2-M3014G-IEA4 40
Wiring diagram number		
Dimensions (unit: mm)	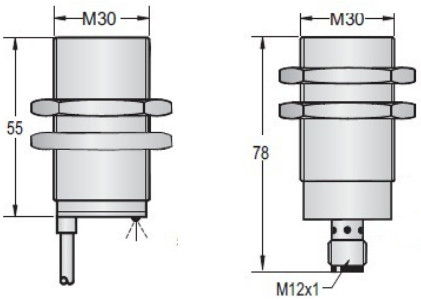	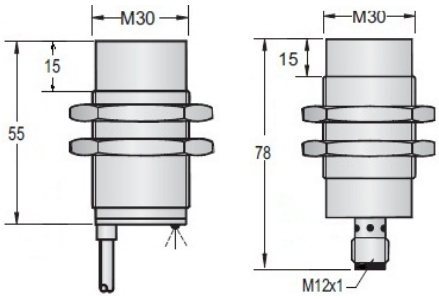
Cable 2M (PVC)	5φ 3x0.34 / M12 Euro-style	5φ 3x0.34 / M12 Euro-style
Weight	approx. 252 g / approx. 187g	approx. 252 g / approx. 187g

Subject to modifications without notice

Tel: +86-755-2646 7962 Fax: +86-755-2646 7925 MSN: dfan852@hotmail.com
Web: www.mountiger.com E-mail: sales@mountiger.com QQ: 873764592

Mountiger Sensing the future

ANALOG INDUCTIVE PROXIMITY SWITCH (M30)-Current Output

Diameter	M30	M30
Shielded/non-Shielded	Shielded	Non-Shielded
Switching Distance Sn mm	5-16mm	5-25mm
Housing Material	Nickel plated brass	Nickel plated brass
With LED/Without LED	Without LED	Without LED
Picture		
Supply Voltage	18-30VDC	18-30VDC
Max. Ripple	<10%	<10%
No Load Currentt	<15mA	<15mA
Output Current/Load Resistor	0-20mA/200ΩMax.	0-20mA/200ΩMax.
Linearity	<10%(Sr)	<10%(Sr)
Repeat Accuracy	0.02mm	0.02mm
Ambient Temperature	-25 ℃ - +70℃	-25 ℃ - +70℃
Temperature Drift	<5%(Sr)	<5%(Sr)
Short Circuit Protection	-	-
Reverse Polarity Protection	YES	YES
Protection Degree	IP67	IP67
Output Signal	PNP-ANALOG	PNP-ANALOG
Switch Frequency Max.	100HZ	100HZ
Time Delay Before Availability	-	-
EMC	RFI>3V/M; EFT>1KV; ESD>4KV(contact)	RFI>3V/M; EFT>1KV; ESD>4KV(contact)
Shock / Vibration	IEC 60947-5-2,Part7.4.1;IEC 60947-5-2,Part7.4.2	IEC 60947-5-2,Part7.4.1;IEC 60947-5-2,Part7.4.2
Material Active Face	PBT	PBT
Characteristics (Current output)	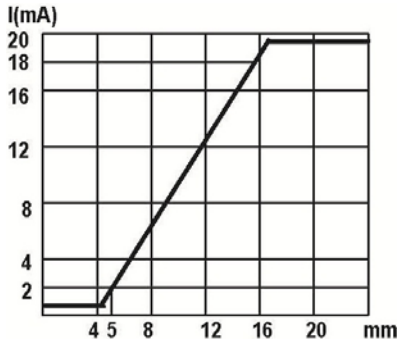	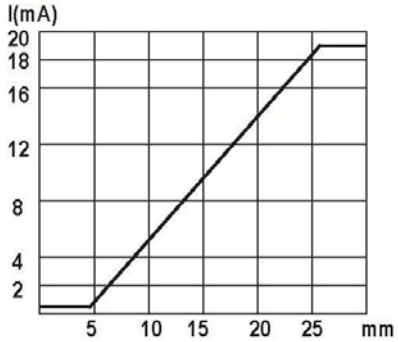
	-	-
Inductive Current output, cable	D5B1-M3016G-I3A2 19	D5B2-M3025G-I3A2 19
Inductive Current output, connector	D5B1-M3016G-IEA4 40	D5B2-M3025G-IEA4 40
Wiring diagram number		
Dimensions (unit: mm)	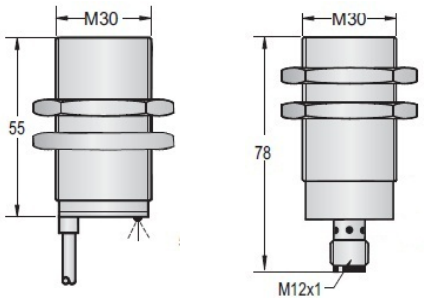	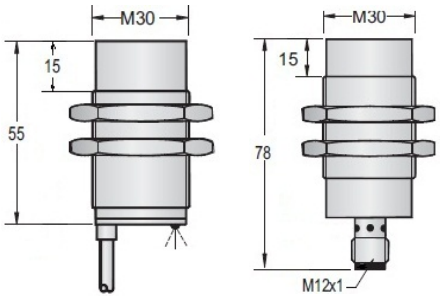
Cable 2M (PVC)	5φ 3x0.34 / M12 Euro-style	5φ 3x0.34 / M12 Euro-style
Weight	approx. 252 g / approx. 187g	approx. 252 g / approx. 187g

Subject to modifications without notice

Tel: +86-755-2646 7962 Fax: +86-755-2646 7925 MSN: dfan852@hotmail.com
Web: www.mountiger.com E-mail: sales@mountiger.com QQ: 873764592

Mountiger Sensing the future

ANALOG INDUCTIVE PROXIMITY SWITCH (M30)-Current Output

Diameter	M30	M30
Shielded/non-Shielded	Shielded	Non-Shielded
Switching Distance Sn mm	7-22mm	17-40mm
Housing Material	Nickel plated brass	Nickel plated brass
With LED/Without LED	Without LED	Without LED
Picture		
Supply Voltage	18-30VDC	18-30VDC
Max. Ripple	<10%	<10%
No Load Currentt	<15mA	<15mA
Output Current/Load Resistor	0-20mA/200ΩMax.	0-20mA/200ΩMax.
Linearity	<10%(Sr)	<10%(Sr)
Repeat Accuracy	0.02mm	0.02mm
Ambient Temperature	-25 ℃ - +70℃	-25 ℃ - +70℃
Temperature Drift	<5%(Sr)	<5%(Sr)
Short Circuit Protection	-	-
Reverse Polarity Protection	YES	YES
Protection Degree	IP67	IP67
Output Signal	PNP-ANALOG	PNP-ANALOG
Switch Frequency Max.	100HZ	100HZ
Time Delay Before Availability	-	-
EMC	RFI>3V/M; EFT>1KV; ESD>4KV(contact)	RFI>3V/M; EFT>1KV; ESD>4KV(contact)
Shock / Vibration	IEC 60947-5-2,Part7.4.1;IEC 60947-5-2,Part7.4.2	IEC 60947-5-2,Part7.4.1;IEC 60947-5-2,Part7.4.2
Material Active Face	PBT	PBT
Characteristics (Current output)	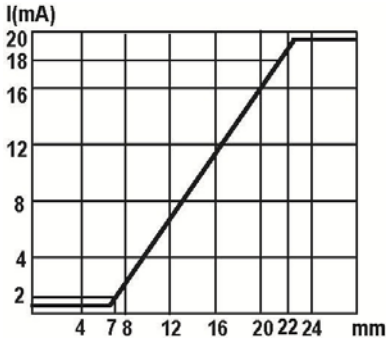	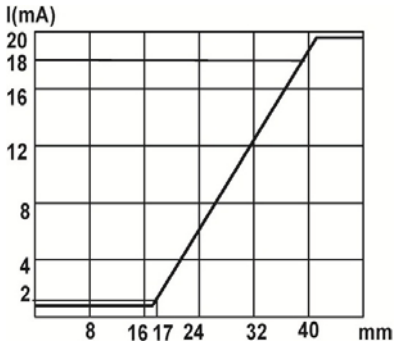
	-	-
Inductive Current output, cable	D5B1-M3022G-I3A2 19	D5B2-M3040G-I3A2 19
Inductive Current output, connector	D5B1-M3022G-IEA4 40	D5B2-M3040G-IEA4 40
Wiring diagram number		
Dimensions (unit: mm)	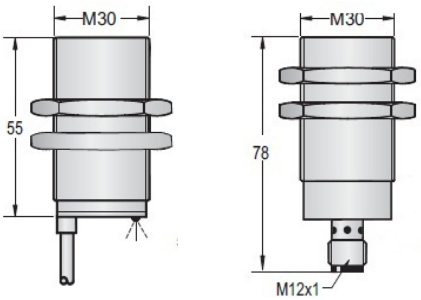	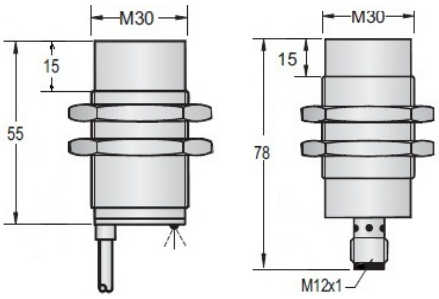
Cable 2M (PVC)	5φ 3x0.34 / M12 Euro-style	5φ 3x0.34 / M12 Euro-style
Weight	approx. 252 g / approx. 187g	approx. 252 g / approx. 187g

Subject to modifications without notice

Tel: +86-755-2646 7962 Fax: +86-755-2646 7925 MSN: dfan852@hotmail.com
Web: www.mountiger.com E-mail: sales@mountiger.com QQ: 873764592

Mountiger Sensing the future

ANALOG INDUCTIVE PROXIMITY SWITCH (Q40S)-Current Output

Diameter	Q40S	Q40S
Shielded/non-Shielded	Shielded	Non-Shielded
Switching Distance Sn mm	5-15mm	10-30mm
Housing Material	PBT RESIN	PBT RESIN
With LED/Without LED	Without LED	Without LED
Picture		
Supply Voltage	18-30VDC	18-30VDC
Max. Ripple	<10%	<10%
No Load Currentt	<15mA	<15mA
Output Voltage/Load Resistor	-	-
Output Current/Load Resistor	0-20mA/200ΩMax.	0-20mA/200ΩMax.
Linearity	<10%(Sr)	<10%(Sr)
Repeat Accuracy	0.02mm	0.02mm
Ambient Temperature	0 ℃ - +70℃	0 ℃ - +70℃
Temperature Drift	<5%(Sr)	<5%(Sr)
Short Circuit Protection	-	-
Reverse Polarity Protection	YES	YES
Protection Degree	IP67	IP67
Output Signal	PNP-ANALOG	PNP-ANALOG
Switch Frequency Max.	100HZ	100HZ
Time Delay Before Availability	-	-
EMC	RFI>3V/M; EFT>1KV; ESD>4KV(contact)	RFI>3V/M; EFT>1KV; ESD>4KV(contact)
Shock / Vibration	IEC 60947-5-2,Part7.4.1;IEC 60947-5-2,Part7.4.2	IEC 60947-5-2,Part7.4.1;IEC 60947-5-2,Part7.4.2
Material Active Face	PBT	PBT
Characteristics (Current output)	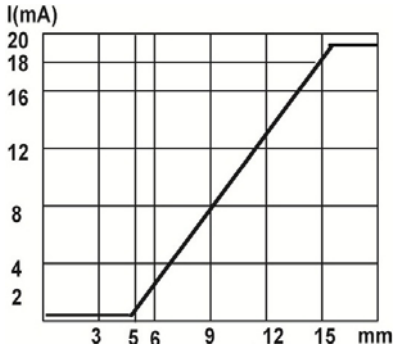	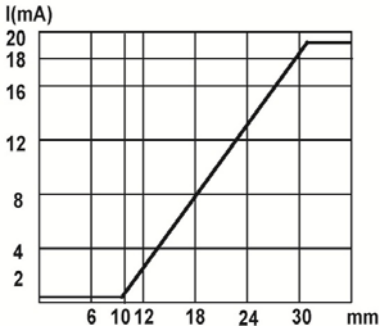
Inductive voltage output	-	-
Inductive Current output	D5B1-Q4015G-IES4 19	D5B2-Q4030G-IES4 19
Inductive voltage & Current output	-	-
Wiring diagram number		
Dimensions (unit: mm)	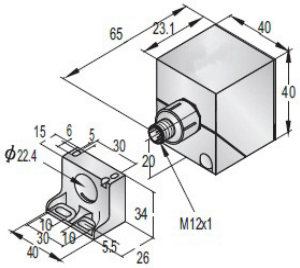	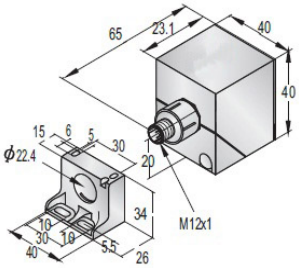
Cable 2M (PVC)	M12 connector	M12 connector
Weight	approx.170 g	approx.170 g

Subject to modifications without notice

Tel: +86-755-2646 7962 Fax: +86-755-2646 7925 MSN: dfan852@hotmail.com
Web: www.mountiger.com E-mail: sales@mountiger.com QQ: 873764592

Mountiger Sensing the future

ANALOG INDUCTIVE PROXIMITY SWITCH (Q40)-Current Output

Diameter	Q40	Q40
Shielded/non-Shielded	Shielded	Non-Shielded
Switching Distance Sn mm	5-15mm	10-30mm
Housing Material	PBT RESIN	PBT RESIN
With LED/Without LED	Without LED	Without LED
Picture		
Supply Voltage	18-30VDC	18-30VDC
Max. Ripple	<10%	<10%
No Load Currentt	<15mA	<15mA
Output Voltage/Load Resistor	-	-
Output Current/Load Resistor	0-20mA/200ΩMax.	0-20mA/200ΩMax.
Linearity	<10%(Sr)	<10%(Sr)
Repeat Accuracy	0.02mm	0.02mm
Ambient Temperature	0 ℃ - +70℃	0 ℃ - +70℃
Temperature Drift	<5%(Sr)	<5%(Sr)
Short Circuit Protection	-	-
Reverse Polarity Protection	YES	YES
Protection Degree	IP67	IP67
Output Signal	PNP-ANALOG	PNP-ANALOG
Switch Frequency Max.	100HZ	100HZ
Time Delay Before Availability	-	-
EMC	RFI>3V/M; EFT>1KV; ESD>4KV(contact)	RFI>3V/M; EFT>1KV; ESD>4KV(contact)
Shock / Vibration	IEC 60947-5-2,Part7.4.1;IEC 60947-5-2,Part7.4.2	IEC 60947-5-2,Part7.4.1;IEC 60947-5-2,Part7.4.2
Material Active Face	PBT	PBT
Characteristics (Current output)	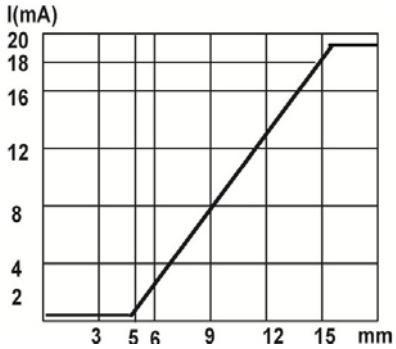	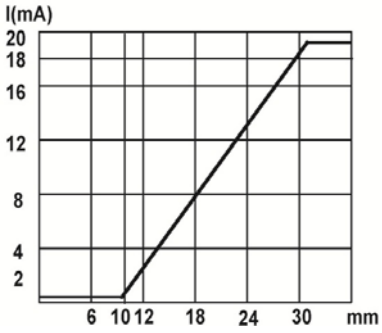
Inductive voltage output	-	-
Inductive Current output	D5B1-Q4015G-I3A 19	D5B2-Q4030G-I3A 19
Inductive voltage & Current output	-	-
Wiring diagram number		
Dimensions (unit: mm)	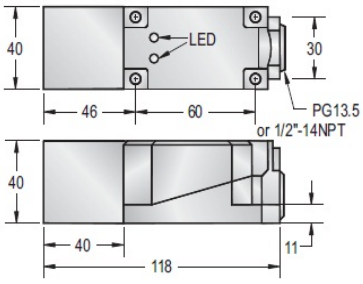	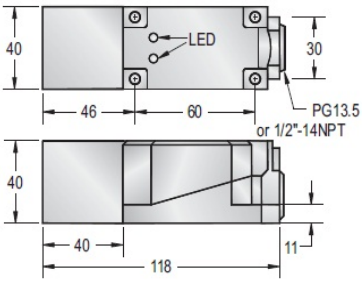
Cable 2M (PVC)	Terminal	Terminal
Weight	approx. 242 g	approx. 242g

Subject to modifications without notice

Tel: +86-755-2646 7962 Fax: +86-755-2646 7925 MSN: dfan852@hotmail.com
Web: www.mountiger.com E-mail: sales@mountiger.com QQ: 873764592

Mountiger Sensing the future

ANALOG INDUCTIVE PROXIMITY SWITCH (Q40)-Current Output

Diameter	Q40	Q40
Shielded/non-Shielded	Shielded	Non-Shielded
Switching Distance Sn mm	5-15mm	10-30mm
Housing Material	PBT RESIN	PBT RESIN
With LED/Without LED	Without LED	Without LED
Picture		
Supply Voltage	18-30VDC	18-30VDC
Max. Ripple	<10%	<10%
No Load Currentt	<15mA	<15mA
Output Voltage/Load Resistor	-	-
Output Current/Load Resistor	0-20mA/200ΩMax.	0-20mA/200ΩMax.
Linearity	<10%(Sr)	<10%(Sr)
Repeat Accuracy	0.02mm	0.02mm
Ambient Temperature	0 ℃ - +70℃	0 ℃ - +70℃
Temperature Drift	<5%(Sr)	<5%(Sr)
Short Circuit Protection	-	-
Reverse Polarity Protection	YES	YES
Protection Degree	IP67	IP67
Output Signal	PNP-ANALOG	PNP-ANALOG
Switch Frequency Max.	100HZ	100HZ
Time Delay Before Availability	-	-
EMC	RFI>3V/M; EFT>1KV; ESD>4KV(contact)	RFI>3V/M; EFT>1KV; ESD>4KV(contact)
Shock / Vibration	IEC 60947-5-2,Part7.4.1;IEC 60947-5-2,Part7.4.2	IEC 60947-5-2,Part7.4.1;IEC 60947-5-2,Part7.4.2
Material Active Face	PBT	PBT
Characteristics (Current output)	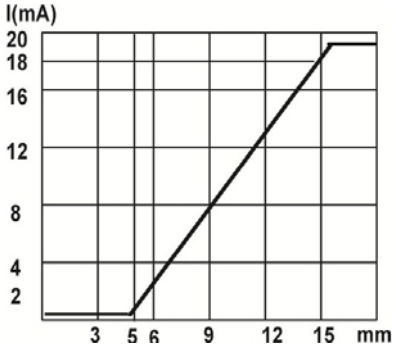	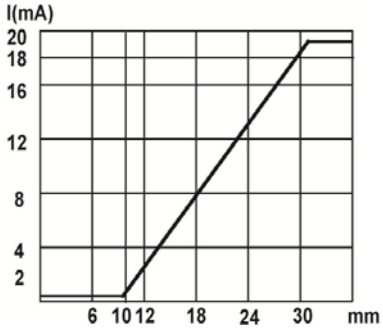
Inductive voltage output	-	-
Inductive Current output	D5B1-Q4015G-IEA4 41	D5B1-Q4030G-IEA4 41
Inductive voltage & Current output	-	-
Wiring diagram number		
Dimensions (unit: mm)	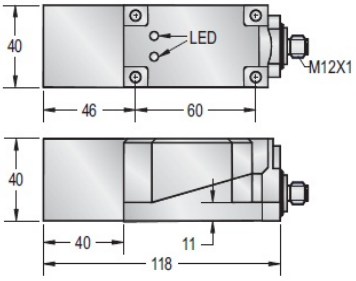	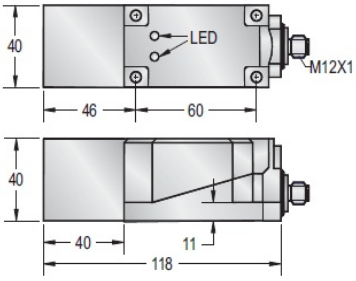
Cable 2M (PVC)	M12 connector	M12 connector
Weight	approx. 290 g	approx. 290 g

Subject to modifications without notice

Tel: +86-755-2646 7962 Fax: +86-755-2646 7925 MSN: dfan852@hotmail.com
Web: www.mountiger.com E-mail: sales@mountiger.com QQ: 873764592

ANALOG INDUCTIVE PROXIMITY SWITCH (M8)-Voltage Output

Diameter	M8		M8	
Shielded/non-Shielded	Shielded		Non-Shielded	
Switching Distance Sn mm	0.1-1.5 mm		0.1-2.5 mm	
Housing Material	Nickel plated brass		Nickel plated brass	
With LED/Without LED	Without LED		Without LED	
Picture				
Supply Voltage	18-30VDC		18-30VDC	
Max. Ripple	<10%		<10%	
No Load Currentt	<35mA		<35mA	
Output Voltage/Load Resistor	0-10VDC / >=2KΩ		0-10VDC / >=2KΩ	
Output Current/Load Resistor	-		-	
Linearity	<5%(sr)		<5%(sr)	
Repeat Accuracy	0.02mm		0.02mm	
Ambient Temperature	0 ℃ - +70℃		0 ℃ - +70℃	
Temperature Drift	<5%(sr)		<5%(sr)	
Short Circuit Protection	-		-	
Reverse Polarity Protection	YES		YES	
Protection Degree	IP67		IP67	
Output Signal	PNP-ANALOG		PNP-ANALOG	
Switch Frequency Max.	100HZ		100HZ	
Time Delay Before Availability	-		-	
EMC	RFI>3V/M; EFT>1KV; ESD>4KV(contact)		RFI>3V/M; EFT>1KV; ESD>4KV(contact)	
Shock / Vibration	IEC 60947-5-2,Part7.4.1;IEC 60947-5-2,Part7.4.2		IEC 60947-5-2,Part7.4.1;IEC 60947-5-2,Part7.4.2	
Material Active Face	PBT		PBT	
Characteristics (Voltage output)	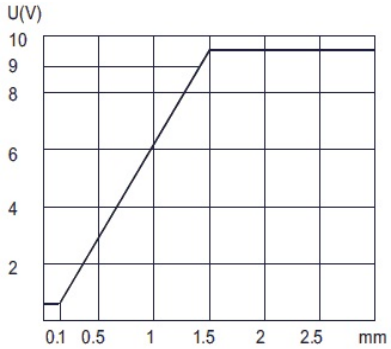		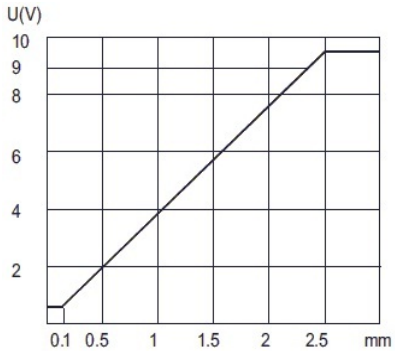	
Inductive voltage output, cable	D5B1-M081.5G-V3A2	20	D5B2-M082.5G-V3A2	20
Inductive voltage output, connector	D5B1-M081.5G-VPA3	26	D5B2-M082.5G-VPA3	26
	-		-	
Wiring diagram number				
Dimensions (unit: mm)	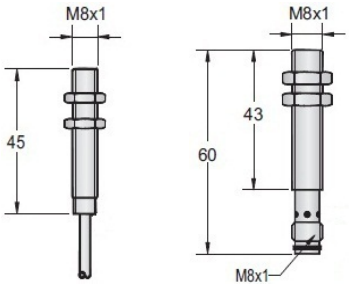		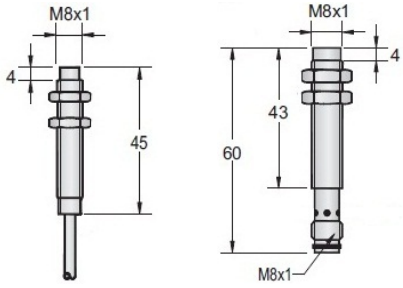	
Cable 2M (PVC)	3φ 3x0.15 / M8 Pico-style		3φ 3x0.15 / M8 Pico-style	
Weight	approx.40 g / approx.15 g		approx.40 g / approx.15 g	

Subject to modifications without notice

Tel: +86-755-2646 7962 Fax: +86-755-2646 7925 MSN: dfan852@hotmail.com
Web: www.mountiger.com E-mail: sales@mountiger.com QQ: 873764592

Mountiger Sensing the future

ANALOG INDUCTIVE PROXIMITY SWITCH (M8)-Voltage Output

Diameter	M8		M8	
Shielded/non-Shielded	Shielded		Non-Shielded	
Switching Distance Sn mm	0.2-2.5 mm		0.5-4.0 mm	
Housing Material	Nickel plated brass		Nickel plated brass	
With LED/Without LED	Without LED		Without LED	
Picture				
Supply Voltage	18-30VDC		18-30VDC	
Max. Ripple	<10%		<10%	
No Load Currentt	<35mA		<35mA	
Output Voltage/Load Resistor	0-10VDC / >=2KΩ		0-10VDC / >=2KΩ	
Output Current/Load Resistor	-		-	
Linearity	<5%(sr)		<5%(sr)	
Repeat Accuracy	0.02mm		0.02mm	
Ambient Temperature	0 ℃ - +70℃		0 ℃ - +70℃	
Temperature Drift	<5%(sr)		<5%(sr)	
Short Circuit Protection	-		-	
Reverse Polarity Protection	YES		YES	
Protection Degree	IP67		IP67	
Output Signal	PNP-ANALOG		PNP-ANALOG	
Switch Frequency Max.	100HZ		100HZ	
Time Delay Before Availability	-		-	
EMC	RFI>3V/M; EFT>1KV; ESD>4KV(contact)		RFI>3V/M; EFT>1KV; ESD>4KV(contact)	
Shock / Vibration	IEC 60947-5-2,Part7.4.1;IEC 60947-5-2,Part7.4.2		IEC 60947-5-2,Part7.4.1;IEC 60947-5-2,Part7.4.2	
Material Active Face	PBT		PBT	
Characteristics (Voltage output)	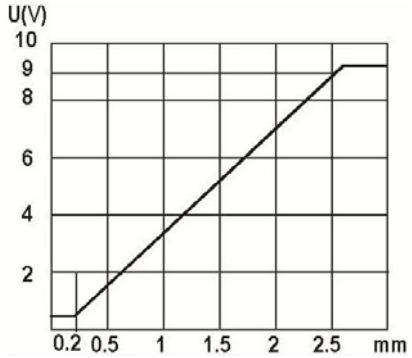		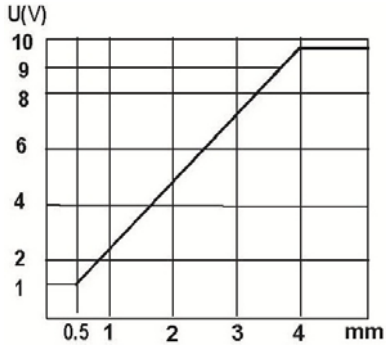	
Inductive voltage output, cable	D5B1-M082.5G-V3A2	20	D5B2-M0804G-V3A2	20
Inductive voltage output, connector	D5B1-M082.5G-VPA3	26	D5B2-M0804G-VPA3	26
	-		-	
Wiring diagram number				
Dimensions (unit: mm)	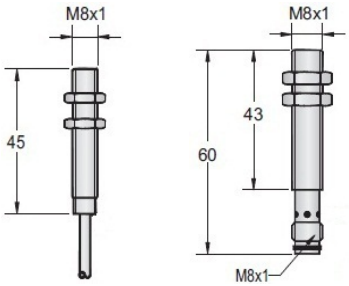		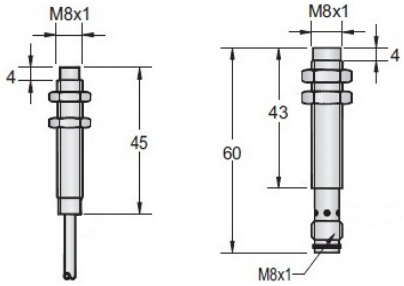	
Cable 2M (PVC)	3φ 3x0.15 / M8 Pico-style		3φ 3x0.15 / M8 Pico-style	
Weight	approx.40 g / approx.15 g		approx.40 g / approx.15 g	

Subject to modifications without notice

Tel: +86-755-2646 7962 Fax: +86-755-2646 7925 MSN: dfan852@hotmail.com
Web: www.mountiger.com E-mail: sales@mountiger.com QQ: 873764592

Mountiger Sensing the future

ANALOG INDUCTIVE PROXIMITY SWITCH (M8)-Voltage Output

Diameter	M8		M8	
Shielded/non-Shielded	Shielded		Non-Shielded	
Switching Distance Sn mm	0.6-3.0 mm		1-6.0 mm	
Housing Material	Nickel plated brass		Nickel plated brass	
With LED/Without LED	Without LED		Without LED	
Picture				
Supply Voltage	18-30VDC		18-30VDC	
Max. Ripple	<10%		<10%	
No Load Currentt	<35mA		<35mA	
Output Voltage/Load Resistor	0-10VDC / >=2KΩ		0-10VDC / >=2KΩ	
Output Current/Load Resistor	-		-	
Linearity	<5%(sr)		<5%(sr)	
Repeat Accuracy	0.02mm		0.02mm	
Ambient Temperature	0 ℃ - +70℃		0 ℃ - +70℃	
Temperature Drift	<5%(sr)		<5%(sr)	
Short Circuit Protection	-		-	
Reverse Polarity Protection	YES		YES	
Protection Degree	IP67		IP67	
Output Signal	PNP-ANALOG		PNP-ANALOG	
Switch Frequency Max.	100HZ		100HZ	
Time Delay Before Availability	-		-	
EMC	RFI>3V/M; EFT>1KV; ESD>4KV(contact)		RFI>3V/M; EFT>1KV; ESD>4KV(contact)	
Shock / Vibration	IEC 60947-5-2,Part7.4.1;IEC 60947-5-2,Part7.4.2		IEC 60947-5-2,Part7.4.1;IEC 60947-5-2,Part7.4.2	
Material Active Face	PBT		PBT	
Characteristics (Voltage output)	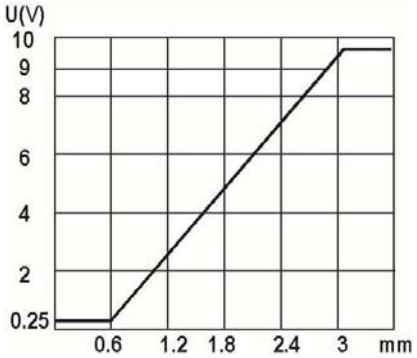		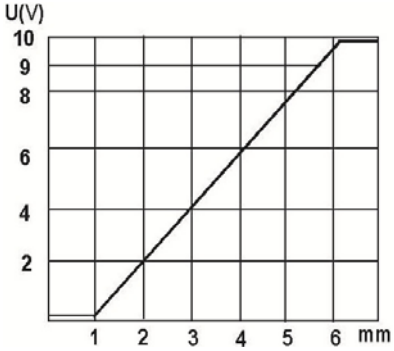	
Inductive voltage output, cable	D5B1-M0803G-V3A2	20	D5B2-M0806G-V3A2	20
Inductive voltage output, connector	D5B1-M0803G-VPA3	26	D5B2-M0806G-VPA3	26
	-		-	
Wiring diagram number				
Dimensions (unit: mm)	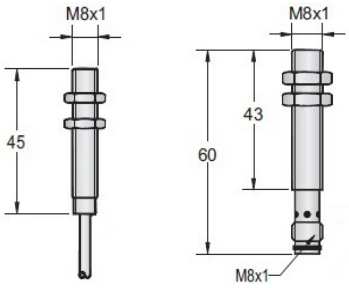		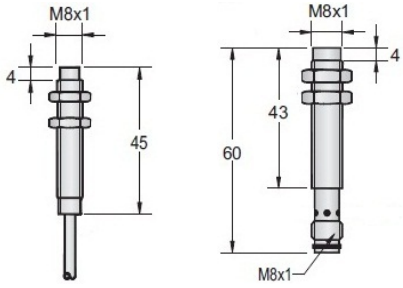	
Cable 2M (PVC)	3φ 3x0.15 / M8 Pico-style		3φ 3x0.15 / M8 Pico-style	
Weight	approx.40 g / approx.15 g		approx.40 g / approx.15 g	

Subject to modifications without notice

Tel: +86-755-2646 7962 Fax: +86-755-2646 7925 MSN: dfan852@hotmail.com
Web: www.mountiger.com E-mail: sales@mountiger.com QQ: 873764592

Mountiger Sensing the future

ANALOG INDUCTIVE PROXIMITY SWITCH (M12)-Voltage Output

Diameter	M12	M12
Shielded/non-Shielded	Shielded	Non-Shielded
Switching Distance Sn mm	0.1-3mm	0.1-4mm
Housing Material	Nickel plated brass	Nickel plated brass
With LED/Without LED	Without LED	Without LED
Picture		
Supply Voltage	18-30VDC	18-30VDC
Max. Ripple	<10%	<10%
No Load Currentt	<35mA	<35mA
Output Voltage/Load Resistor	0-10VDC / >=2KΩ	0-10VDC / >=2KΩ
Output Current/Load Resistor	-	-
Linearity	<5%(sr)	<5%(sr)
Repeat Accuracy	0.02mm	0.02mm
Ambient Temperature	0 ℃ - +70℃	0 ℃ - +70℃
Temperature Drift	<5%(sr)	<5%(sr)
Short Circuit Protection	-	-
Reverse Polarity Protection	YES	YES
Protection Degree	IP67	IP67
Output Signal	PNP-ANALOG	PNP-ANALOG
Switch Frequency Max.	100HZ	100HZ
Time Delay Before Availability	-	-
EMC	RFI>3V/M; EFT>1KV; ESD>4KV(contact)	RFI>3V/M; EFT>1KV; ESD>4KV(contact)
Shock / Vibration	IEC 60947-5-2,Part7.4.1;IEC 60947-5-2,Part7.4.2	IEC 60947-5-2,Part7.4.1;IEC 60947-5-2,Part7.4.2
Material Active Face	PBT	PBT
Characteristics (Voltage output)	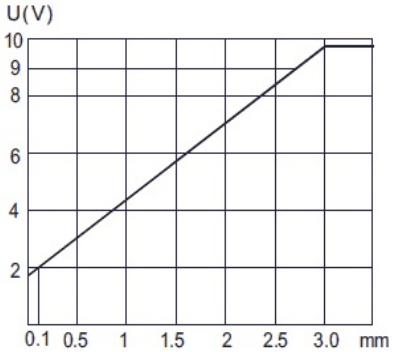	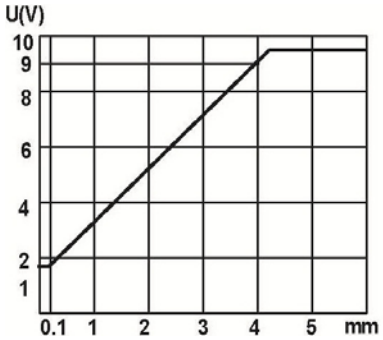
Inductive voltage output, cable	D5B1-M1203G-V3A2 20	D5B2-M1204G-V3A2
Inductive voltage output, connector	D5B1-M1203G-VEA4 39	D5B2-M1204G-VEA4
	-	-
Wiring diagram number		
Dimensions (unit: mm)	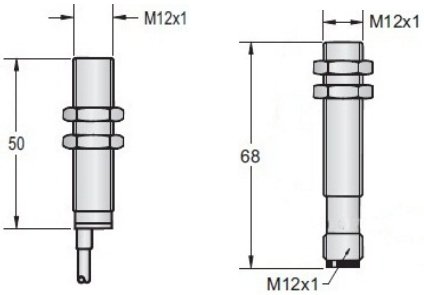	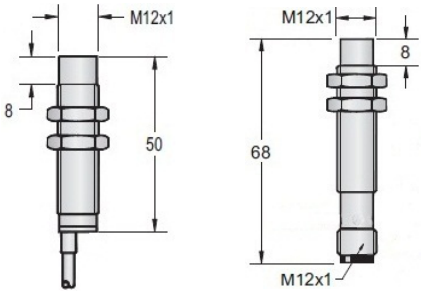
Cable 2M (PVC)	4φ 3x0.15 / M12 Euro-style	4φ 3x0.15 / M12 Euro-style
Weight	approx. 67g / approx. 30 g	approx. 67g / approx. 30 g

Subject to modifications without notice

Tel: +86-755-2646 7962 Fax: +86-755-2646 7925 MSN: dfan852@hotmail.com
Web: www.mountiger.com E-mail: sales@mountiger.com QQ: 873764592

Mountiger Sensing the future

ANALOG INDUCTIVE PROXIMITY SWITCH (M12)-Voltage Output

Diameter	M12	M12
Shielded/non-Shielded	Shielded	Non-Shielded
Switching Distance Sn mm	0.5-4.0mm	2.3-8mm
Housing Material	Nickel plated brass	Nickel plated brass
With LED/Without LED	Without LED	Without LED
Picture		
Supply Voltage	18-30VDC	18-30VDC
Max. Ripple	<10%	<10%
No Load Currentt	<35mA	<35mA
Output Voltage/Load Resistor	0-10VDC / >=2KΩ	0-10VDC / >=2KΩ
Output Current/Load Resistor	-	-
Linearity	<5%(sr)	<5%(sr)
Repeat Accuracy	0.02mm	0.02mm
Ambient Temperature	0 ℃ - +70℃	0 ℃ - +70℃
Temperature Drift	<5%(sr)	<5%(sr)
Short Circuit Protection	-	-
Reverse Polarity Protection	YES	YES
Protection Degree	IP67	IP67
Output Signal	PNP-ANALOG	PNP-ANALOG
Switch Frequency Max.	100HZ	100HZ
Time Delay Before Availability	-	-
EMC	RFI>3V/M; EFT>1KV; ESD>4KV(contact)	RFI>3V/M; EFT>1KV; ESD>4KV(contact)
Shock / Vibration	IEC 60947-5-2,Part7.4.1;IEC 60947-5-2,Part7.4.2	IEC 60947-5-2,Part7.4.1;IEC 60947-5-2,Part7.4.2
Material Active Face	PBT	PBT
Characteristics (Voltage output)	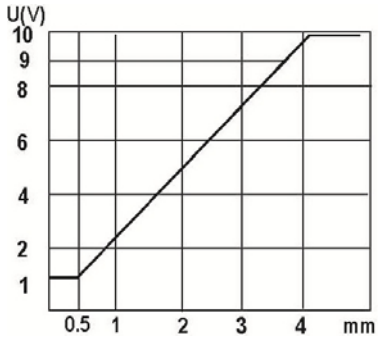	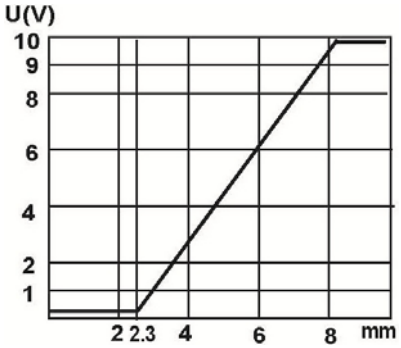
Inductive voltage output, cable	D5B1-M1204G-V3A2 20	D5B2-M1208G-V3A2
Inductive voltage output, connector	D5B1-M1204G-VEA4 39	D5B2-M1208G-VEA4
	-	-
Wiring diagram number		
Dimensions (unit: mm)	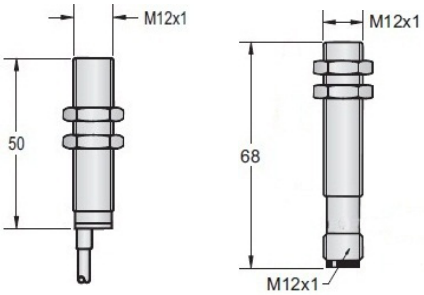	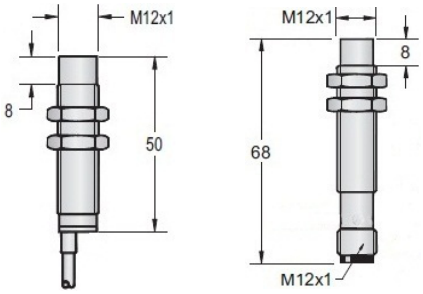
Cable 2M (PVC)	4φ 3x0.15 / M12 Euro-style	4φ 3x0.15 / M12 Euro-style
Weight	approx. 67g / approx. 30 g	approx. 67g / approx. 30 g

Subject to modifications without notice

Tel: +86-755-2646 7962 Fax: +86-755-2646 7925 MSN: dfan852@hotmail.com
Web: www.mountiger.com E-mail: sales@mountiger.com QQ: 873764592

Mountiger Sensing the future

ANALOG INDUCTIVE PROXIMITY SWITCH (M12)-Voltage Output

Diameter	M12	M12
Shielded/non-Shielded	Shielded	Non-Shielded
Switching Distance Sn mm	0.5-6.0mm	3-10mm
Housing Material	Nickel plated brass	Nickel plated brass
With LED/Without LED	Without LED	Without LED
Picture		
Supply Voltage	18-30VDC	18-30VDC
Max. Ripple	<10%	<10%
No Load Currentt	<35mA	<35mA
Output Voltage/Load Resistor	0-10VDC / >=2KΩ	0-10VDC / >=2KΩ
Output Current/Load Resistor	-	-
Linearity	<5%(sr)	<5%(sr)
Repeat Accuracy	0.02mm	0.02mm
Ambient Temperature	0 ℃ - +70℃	0 ℃ - +70℃
Temperature Drift	<5%(sr)	<5%(sr)
Short Circuit Protection	-	-
Reverse Polarity Protection	YES	YES
Protection Degree	IP67	IP67
Output Signal	PNP-ANALOG	PNP-ANALOG
Switch Frequency Max.	100HZ	100HZ
Time Delay Before Availability	-	-
EMC	RFI>3V/M; EFT>1KV; ESD>4KV(contact)	RFI>3V/M; EFT>1KV; ESD>4KV(contact)
Shock / Vibration	IEC 60947-5-2,Part7.4.1;IEC 60947-5-2,Part7.4.2	IEC 60947-5-2,Part7.4.1;IEC 60947-5-2,Part7.4.2
Material Active Face	PBT	PBT
Characteristics (Voltage output)	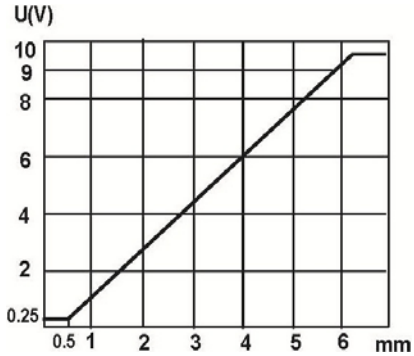	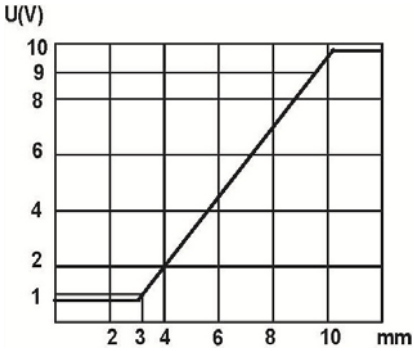
Inductive voltage output, cable	D5B1-M1206G-V3A2 20	D5B2-M1210G-V3A2
Inductive voltage output, connector	D5B1-M1206G-VEA4 39	D5B2-M1210G-VEA4
	-	-
Wiring diagram number		
Dimensions (unit: mm)	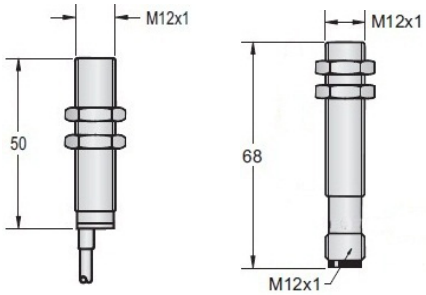	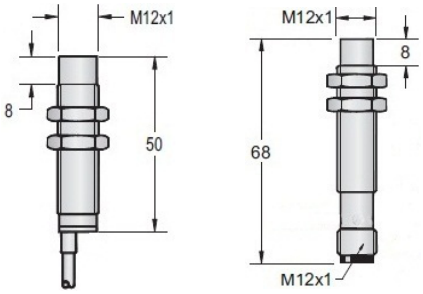
Cable 2M (PVC)	4φ 3x0.15 / M12 Euro-style	4φ 3x0.15 / M12 Euro-style
Weight	approx. 67g / approx. 30 g	approx. 67g / approx. 30 g

Subject to modifications without notice

Tel: +86-755-2646 7962 Fax: +86-755-2646 7925 MSN: dfan852@hotmail.com
Web: www.mountiger.com E-mail: sales@mountiger.com QQ: 873764592

Mountiger Sensing the future

ANALOG INDUCTIVE PROXIMITY SWITCH (M18)-Voltage Output

Diameter	M18		M18	
Shielded/non-Shielded	Shielded		Non-Shielded	
Switching Distance Sn: mm	1-4mm		1-7mm	
Housing Material	Nickel plated brass		Nickel plated brass	
With LED/Without LED	Without LED		Without LED	
Picture				
Supply Voltage	18-30VDC		18-30VDC	
Max. Ripple	<10%		<10%	
No Load Currentt	<15mA		<15mA	
Output Voltage/Load Resistor	0-10VDC / >=4.7KΩ		0-10VDC / >=4.7KΩ	
Output Current/Load Resistor	-		-	
Linearity	<10%(Sr)		<10%(Sr)	
Repeat Accuracy	0.02mm		0.02mm	
Ambient Temperature	0 ℃ - +70℃		0 ℃ - +70℃	
Temperature Drift	<5%(Sr)		<5%(Sr)	
Short Circuit Protection	-		-	
Reverse Polarity Protection	YES		YES	
Protection Degree	IP67		IP67	
Output Signal	PNP-ANALOG		PNP-ANALOG	
Switch Frequency Max.	100HZ		100HZ	
Time Delay Before Availability	-		-	
EMC	RFI>3V/M; EFT>1KV; ESD>4KV(contact)		RFI>3V/M; EFT>1KV; ESD>4KV(contact)	
Shock / Vibration	IEC 60947-5-2,Part7.4.1;IEC 60947-5-2,Part7.4.2		IEC 60947-5-2,Part7.4.1;IEC 60947-5-2,Part7.4.2	
Material Active Face	PBT		PBT	
Characteristics (Voltage output)	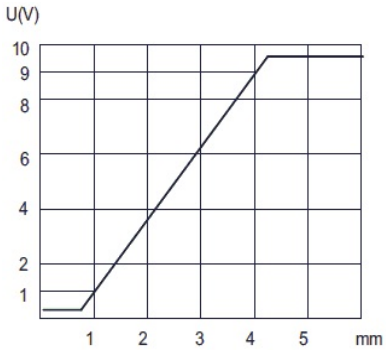		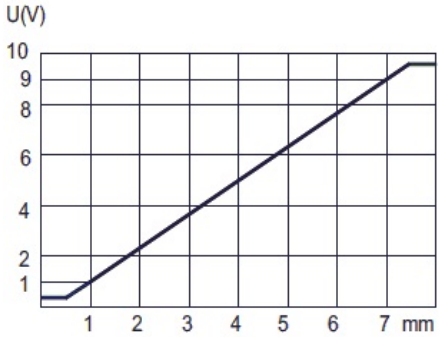	
Inductive voltage output, cable	D5B1-M1804G-V3A2	20	D5B2-M1807G-V3A2	20
Inductive voltage output, connector	D5B1-M1804G-VEA4	39	D5B2-M1807G-VEA4	39
	-		-	
Wiring diagram number				
Dimensions (unit: mm)	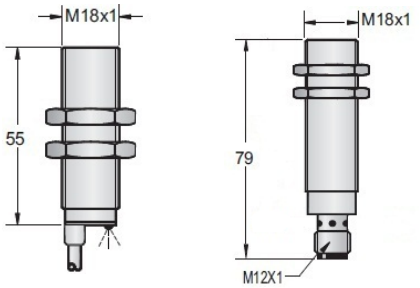		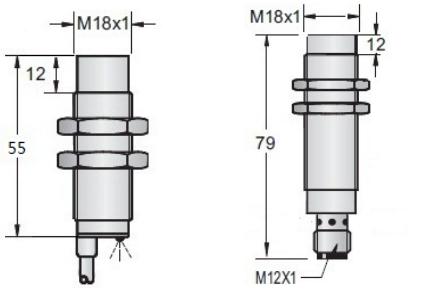	
Cable 2M (PVC)	5φ 3x0.34 / M12 Euro-style		5φ 3x0.34 / M12 Euro-style	
Weight	approx. 142 g / approx. 69 g		approx. 142 g / approx. 69 g	

Subject to modifications without notice

Tel: +86-755-2646 7962 Fax: +86-755-2646 7925 MSN: dfan852@hotmail.com
Web: www.mountiger.com E-mail: sales@mountiger.com QQ: 873764592

Mountiger Sensing the future

ANALOG INDUCTIVE PROXIMITY SWITCH (M18)-Voltage Output

Diameter	M18		M18	
Shielded/non-Shielded	Shielded		Non-Shielded	
Switching Distance Sn: mm	2.3-8mm		5-16mm	
Housing Material	Nickel plated brass		Nickel plated brass	
With LED/Without LED	Without LED		Without LED	
Picture				
Supply Voltage	18-30VDC		18-30VDC	
Max. Ripple	<10%		<10%	
No Load Currentt	<15mA		<15mA	
Output Voltage/Load Resistor	0-10VDC / >=4.7KΩ		0-10VDC / >=4.7KΩ	
Output Current/Load Resistor	-		-	
Linearity	<10%(Sr)		<10%(Sr)	
Repeat Accuracy	0.02mm		0.02mm	
Ambient Temperature	0 ℃ - +70℃		0 ℃ - +70℃	
Temperature Drift	<5%(Sr)		<5%(Sr)	
Short Circuit Protection	-		-	
Reverse Polarity Protection	YES		YES	
Protection Degree	IP67		IP67	
Output Signal	PNP-ANALOG		PNP-ANALOG	
Switch Frequency Max.	100HZ		100HZ	
Time Delay Before Availability	-		-	
EMC	RFI>3V/M; EFT>1KV; ESD>4KV(contact)		RFI>3V/M; EFT>1KV; ESD>4KV(contact)	
Shock / Vibration	IEC 60947-5-2,Part7.4.1;IEC 60947-5-2,Part7.4.2		IEC 60947-5-2,Part7.4.1;IEC 60947-5-2,Part7.4.2	
Material Active Face	PBT		PBT	
Characteristics (Voltage output)	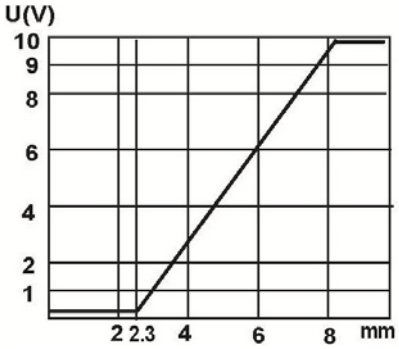		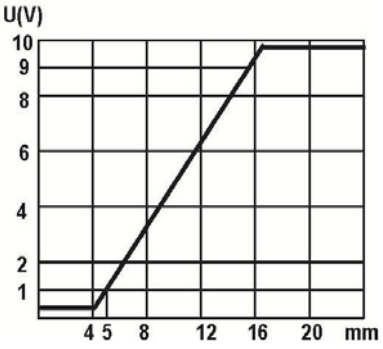	
Inductive voltage output, cable	D5B1-M1808G-V3A2	20	D5B2-M1816G-V3A2	20
Inductive voltage output, connector	D5B1-M1808G-VEA4	39	D5B2-M1816G-VEA4	39
	-		-	
Wiring diagram number				
Dimensions (unit: mm)	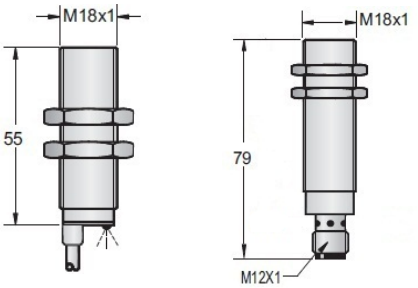		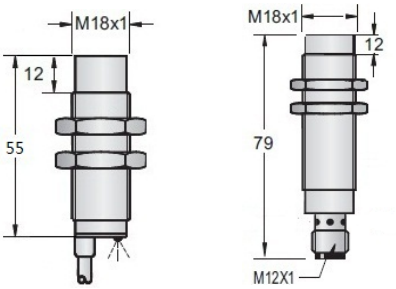	
Cable 2M (PVC)	5φ 3x0.34 / M12 Euro-style		5φ 3x0.34 / M12 Euro-style	
Weight	approx. 142 g / approx. 69 g		approx. 142 g / approx. 69 g	

Subject to modifications without notice

Tel: +86-755-2646 7962 Fax: +86-755-2646 7925 MSN: dfan852@hotmail.com
Web: www.mountiger.com E-mail: sales@mountiger.com QQ: 873764592

Mountiger Sensing the future

ANALOG INDUCTIVE PROXIMITY SWITCH (M18)-Voltage Output

Diameter	M18		M18	
Shielded/non-Shielded	Shielded		Non-Shielded	
Switching Distance Sn: mm	1-12mm		7-20mm	
Housing Material	Nickel plated brass		Nickel plated brass	
With LED/Without LED	Without LED		Without LED	
Picture				
Supply Voltage	18-30VDC		18-30VDC	
Max. Ripple	<10%		<10%	
No Load Currentt	<15mA		<15mA	
Output Voltage/Load Resistor	0-10VDC / >=4.7KΩ		0-10VDC / >=4.7KΩ	
Output Current/Load Resistor	-		-	
Linearity	<10%(Sr)		<10%(Sr)	
Repeat Accuracy	0.02mm		0.02mm	
Ambient Temperature	0 ℃ - +70℃		0 ℃ - +70℃	
Temperature Drift	<5%(Sr)		<5%(Sr)	
Short Circuit Protection	-		-	
Reverse Polarity Protection	YES		YES	
Protection Degree	IP67		IP67	
Output Signal	PNP-ANALOG		PNP-ANALOG	
Switch Frequency Max.	100HZ		100HZ	
Time Delay Before Availability	-		-	
EMC	RFI>3V/M; EFT>1KV; ESD>4KV(contact)		RFI>3V/M; EFT>1KV; ESD>4KV(contact)	
Shock / Vibration	IEC 60947-5-2,Part7.4.1;IEC 60947-5-2,Part7.4.2		IEC 60947-5-2,Part7.4.1;IEC 60947-5-2,Part7.4.2	
Material Active Face	PBT		PBT	
Characteristics (Voltage output)	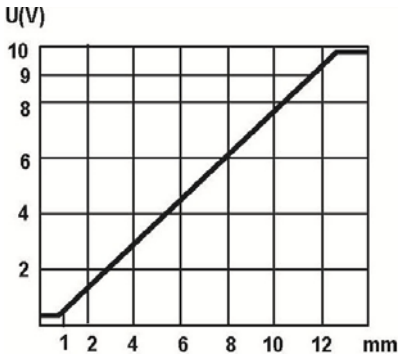		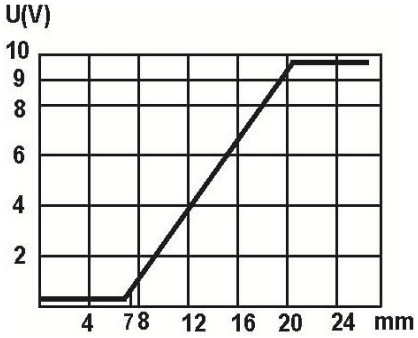	
Inductive voltage output, cable	D5B1-M1812G-V3A2	20	D5B2-M1820G-V3A2	20
Inductive voltage output, connector	D5B1-M1812G-VEA4	39	D5B2-M1820G-VEA4	39
	-		-	
Wiring diagram number				
Dimensions (unit: mm)	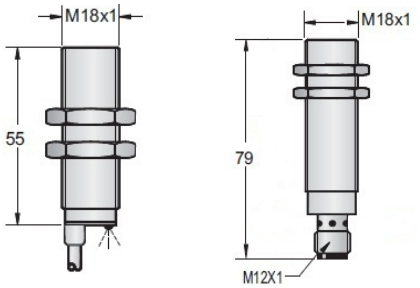		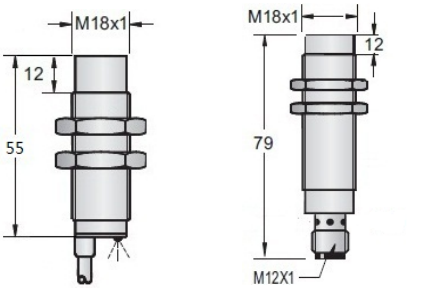	
Cable 2M (PVC)	5φ 3x0.34 / M12 Euro-style		5φ 3x0.34 / M12 Euro-style	
Weight	approx. 142 g / approx. 69 g		approx. 142 g / approx. 69 g	

Subject to modifications without notice

Tel: +86-755-2646 7962 Fax: +86-755-2646 7925 MSN: dfan852@hotmail.com
Web: www.mountiger.com E-mail: sales@mountiger.com QQ: 873764592

Mountiger Sensing the future

ANALOG INDUCTIVE PROXIMITY SWITCH (M30)-Voltage Output

Diameter	M30		M30	
Shielded/non-Shielded	Shielded		Non-Shielded	
Switching Distance Sn mm	5-10mm		7-14mm	
Housing Material	Nickel plated brass		Nickel plated brass	
With LED/Without LED	Without LED		Without LED	
Picture				
Supply Voltage	18-30VDC		18-30VDC	
Max. Ripple	<10%		<10%	
No Load Currentt	<15mA		<15mA	
Output Voltage/Load Resistor	0-10VDC / >=4.7KΩ		0-10VDC / >=4.7KΩ	
Linearity	<10%(Sr)		<10%(Sr)	
Repeat Accuracy	0.02mm		0.02mm	
Ambient Temperature	0 ℃ - +70℃		0 ℃ - +70℃	
Temperature Drift	<5%(Sr)		<5%(Sr)	
Short Circuit Protection	-		-	
Reverse Polarity Protection	YES		YES	
Protection Degree	IP67		IP67	
Output Signal	PNP-ANALOG		PNP-ANALOG	
Switch Frequency Max.	100HZ		100HZ	
Time Delay Before Availability	-		-	
EMC	RFI>3V/M; EFT>1KV; ESD>4KV(contact)		RFI>3V/M; EFT>1KV; ESD>4KV(contact)	
Shock / Vibration	IEC 60947-5-2,Part7.4.1;IEC 60947-5-2,Part7.4.2		IEC 60947-5-2,Part7.4.1;IEC 60947-5-2,Part7.4.2	
Material Active Face	PBT		PBT	
Characteristics (Voltage output)	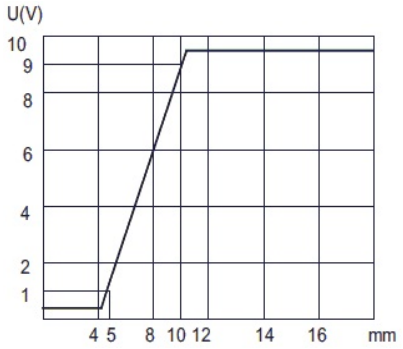		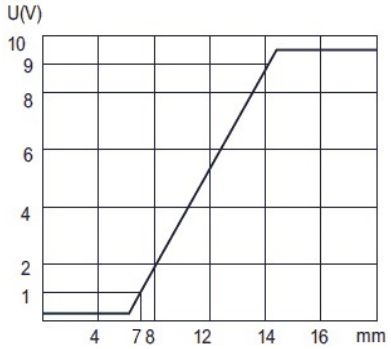	
Inductive voltage output, cable	D5B1-M3010G-V3A2	20	D5B2-M3014G-V3A2	20
Inductive voltage output, connector	D5B1-M3010G-VEA4	39	D5B2-M3014G-VEA4	39
	-		-	
Wiring diagram number				
Dimensions (unit: mm)	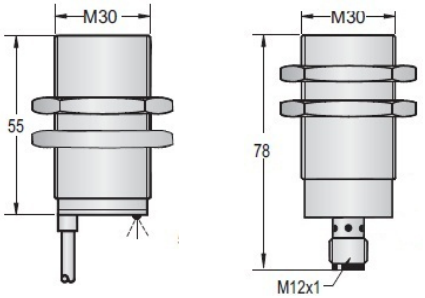		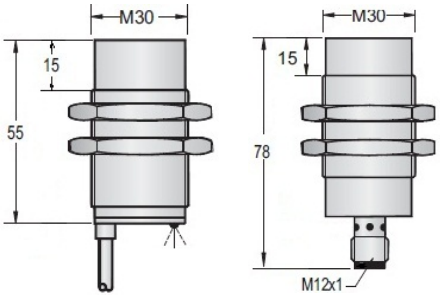	
Cable 2M (PVC)	5φ 3x0.34 / M12 Euro-style		5φ 3x0.34 / M12 Euro-style	
Weight	approx. 252 g / approx. 187g		approx. 252 g / approx. 187g	

Subject to modifications without notice

Tel: +86-755-2646 7962 Fax: +86-755-2646 7925 MSN: dfan852@hotmail.com
Web: www.mountiger.com E-mail: sales@mountiger.com QQ: 873764592

Mountiger Sensing the future

ANALOG INDUCTIVE PROXIMITY SWITCH (M30)-Voltage Output

Diameter	M30		M30	
Shielded/non-Shielded	Shielded		Non-Shielded	
Switching Distance Sn mm	5-16mm		5-25mm	
Housing Material	Nickel plated brass		Nickel plated brass	
With LED/Without LED	Without LED		Without LED	
Picture				
Supply Voltage	18-30VDC		18-30VDC	
Max. Ripple	<10%		<10%	
No Load Currentt	<15mA		<15mA	
Output Voltage/Load Resistor	0-10VDC / >=4.7KΩ		0-10VDC / >=4.7KΩ	
Linearity	<10%(Sr)		<10%(Sr)	
Repeat Accuracy	0.02mm		0.02mm	
Ambient Temperature	0 ℃ - +70℃		0 ℃ - +70℃	
Temperature Drift	<5%(Sr)		<5%(Sr)	
Short Circuit Protection	-		-	
Reverse Polarity Protection	YES		YES	
Protection Degree	IP67		IP67	
Output Signal	PNP-ANALOG		PNP-ANALOG	
Switch Frequency Max.	100HZ		100HZ	
Time Delay Before Availability	-		-	
EMC	RFI>3V/M; EFT>1KV; ESD>4KV(contact)		RFI>3V/M; EFT>1KV; ESD>4KV(contact)	
Shock / Vibration	IEC 60947-5-2,Part7.4.1;IEC 60947-5-2,Part7.4.2		IEC 60947-5-2,Part7.4.1;IEC 60947-5-2,Part7.4.2	
Material Active Face	PBT		PBT	
Characteristics (Voltage output)	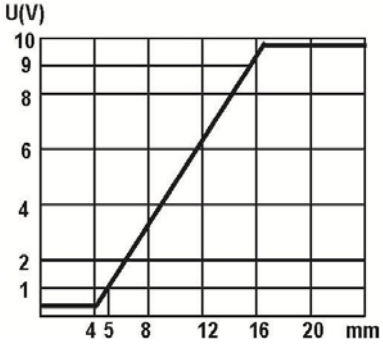		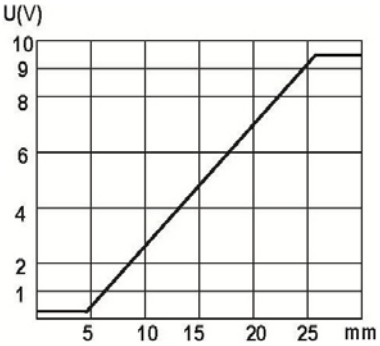	
Inductive voltage output, cable	D5B1-M3016G-V3A2	20	D5B2-M3025G-V3A2	20
Inductive voltage output, connector	D5B1-M3016G-VEA4	39	D5B2-M3025G-VEA4	39
	-		-	
Wiring diagram number				
Dimensions (unit: mm)	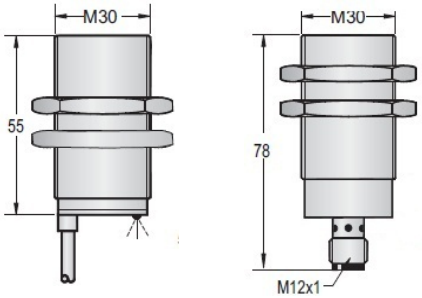		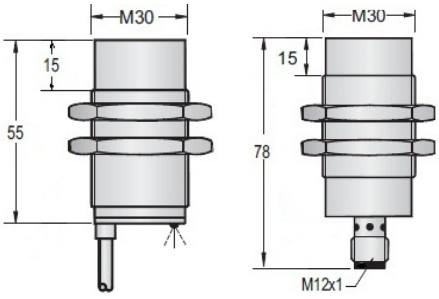	
Cable 2M (PVC)	5φ 3x0.34 / M12 Euro-style		5φ 3x0.34 / M12 Euro-style	
Weight	approx. 252 g / approx. 187g		approx. 252 g / approx. 187g	

Subject to modifications without notice

Tel: +86-755-2646 7962 Fax: +86-755-2646 7925 MSN: dfan852@hotmail.com
Web: www.mountiger.com E-mail: sales@mountiger.com QQ: 873764592

Mountiger Sensing the future

ANALOG INDUCTIVE PROXIMITY SWITCH (M30)-Voltage Output

Diameter	M30		M30	
Shielded/non-Shielded	Shielded		Non-Shielded	
Switching Distance Sn mm	7-22mm		17-40mm	
Housing Material	Nickel plated brass		Nickel plated brass	
With LED/Without LED	Without LED		Without LED	
Picture				
Supply Voltage	18-30VDC		18-30VDC	
Max. Ripple	<10%		<10%	
No Load Currentt	<15mA		<15mA	
Output Voltage/Load Resistor	0-10VDC / >=4.7KΩ		0-10VDC / >=4.7KΩ	
Linearity	<10%(Sr)		<10%(Sr)	
Repeat Accuracy	0.02mm		0.02mm	
Ambient Temperature	0 ℃ - +70℃		0 ℃ - +70℃	
Temperature Drift	<5%(Sr)		<5%(Sr)	
Short Circuit Protection	-		-	
Reverse Polarity Protection	YES		YES	
Protection Degree	IP67		IP67	
Output Signal	PNP-ANALOG		PNP-ANALOG	
Switch Frequency Max.	100HZ		100HZ	
Time Delay Before Availability	-		-	
EMC	RFI>3V/M; EFT>1KV; ESD>4KV(contact)		RFI>3V/M; EFT>1KV; ESD>4KV(contact)	
Shock / Vibration	IEC 60947-5-2,Part7.4.1;IEC 60947-5-2,Part7.4.2		IEC 60947-5-2,Part7.4.1;IEC 60947-5-2,Part7.4.2	
Material Active Face	PBT		PBT	
Characteristics (Voltage output)	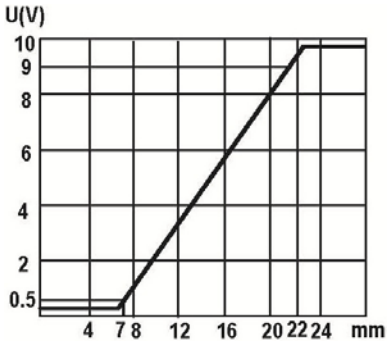		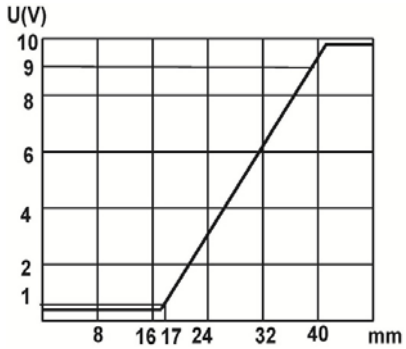	
Inductive voltage output, cable	D5B1-M3022G-V3A2	20	D5B2-M3040G-V3A2	20
Inductive voltage output, connector	D5B1-M3022G-VEA4	39	D5B2-M3040G-VEA4	39
	-		-	
Wiring diagram number				
Dimensions (unit: mm)	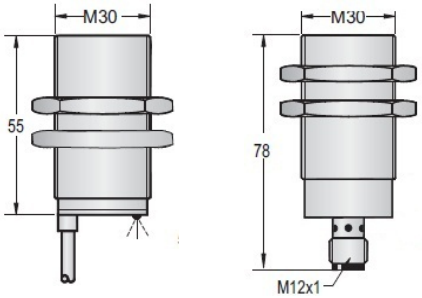		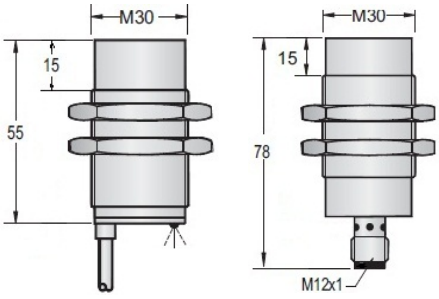	
Cable 2M (PVC)	5φ 3x0.34 / M12 Euro-style		5φ 3x0.34 / M12 Euro-style	
Weight	approx. 252 g / approx. 187g		approx. 252 g / approx. 187g	

Subject to modifications without notice

Tel: +86-755-2646 7962 Fax: +86-755-2646 7925 MSN: dfan852@hotmail.com
Web: www.mountiger.com E-mail: sales@mountiger.com QQ: 873764592

Mountiger Sensing the future

ANALOG INDUCTIVE PROXIMITY SWITCH (Q40S)-Voltage Output

Diameter	Q40S	Q40S
Shielded/non-Shielded	Shielded	Non-Shielded
Switching Distance Sn mm	5-15mm	10-30mm
Housing Material	PBT RESIN	PBT RESIN
With LED/Without LED	Without LED	Without LED
Picture		
Supply Voltage	18-30VDC	18-30VDC
Max. Ripple	<10%	<10%
No Load Currentt	<15mA	<15mA
Output Voltage/Load Resistor	0-10VDC / >=4.7KΩ	0-10VDC / >=4.7KΩ
Output Current/Load Resistor	-	-
Linearity	<10%(Sr)	<10%(Sr)
Repeat Accuracy	0.02mm	0.02mm
Ambient Temperature	0 ℃ - +70℃	0 ℃ - +70℃
Temperature Drift	<5%(Sr)	<5%(Sr)
Short Circuit Protection	-	-
Reverse Polarity Protection	YES	YES
Protection Degree	IP67	IP67
Output Signal	PNP-ANALOG	PNP-ANALOG
Switch Frequency Max.	100HZ	100HZ
Time Delay Before Availability	-	-
EMC	RFI>3V/M; EFT>1KV; ESD>4KV(contact)	RFI>3V/M; EFT>1KV; ESD>4KV(contact)
Shock / Vibration	IEC 60947-5-2,Part7.4.1;IEC 60947-5-2,Part7.4.2	IEC 60947-5-2,Part7.4.1;IEC 60947-5-2,Part7.4.2
Material Active Face	PBT	PBT
Characteristics (Current output)	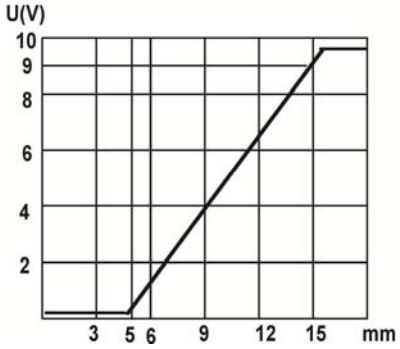	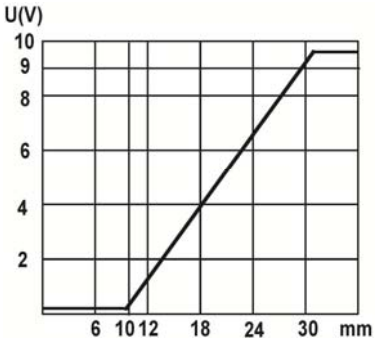
	-	-
Inductive voltage output	D5B1-Q4015G-VES4 20	D5B2-Q4030G-VES4 20
	-	-
Wiring diagram number		
Dimensions (unit: mm)	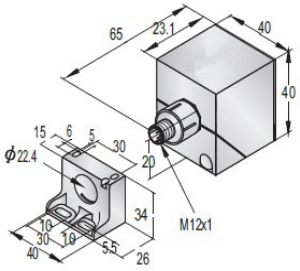	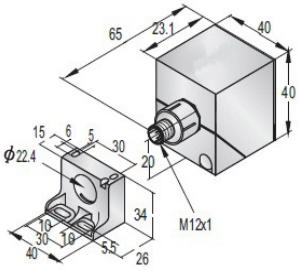
Cable 2M (PVC)	M12 connector	M12 connector
Weight	approx.170 g	approx.170 g

Subject to modifications without notice

Tel: +86-755-2646 7962 Fax: +86-755-2646 7925 MSN: dfan852@hotmail.com
Web: www.mountiger.com E-mail: sales@mountiger.com QQ: 873764592

Mountiger Sensing the future

ANALOG INDUCTIVE PROXIMITY SWITCH (Q40)-Voltage Output

Diameter	Q40	Q40
Shielded/non-Shielded	Shielded	Non-Shielded
Switching Distance Sn mm	5-15mm	10-30mm
Housing Material	PBT RESIN	PBT RESIN
With LED/Without LED	Without LED	Without LED
Picture		
Supply Voltage	18-30VDC	18-30VDC
Max. Ripple	<10%	<10%
No Load Currentt	<15mA	<15mA
Output Voltage/Load Resistor	0-10VDC / >=4.7KΩ	0-10VDC / >=4.7KΩ
Output Current/Load Resistor	-	-
Linearity	<10%(Sr)	<10%(Sr)
Repeat Accuracy	0.02mm	0.02mm
Ambient Temperature	-25 ℃ - +70℃	-25 ℃ - +70℃
Temperature Drift	<5%(Sr)	<5%(Sr)
Short Circuit Protection	-	-
Reverse Polarity Protection	YES	YES
Protection Degree	IP67	IP67
Output Signal	PNP-ANALOG	PNP-ANALOG
Switch Frequency Max.	100HZ	100HZ
Time Delay Before Availability	-	-
EMC	RFI>3V/M; EFT>1KV; ESD>4KV(contact)	RFI>3V/M; EFT>1KV; ESD>4KV(contact)
Shock / Vibration	IEC 60947-5-2,Part7.4.1;IEC 60947-5-2,Part7.4.2	IEC 60947-5-2,Part7.4.1;IEC 60947-5-2,Part7.4.2
Material Active Face	PBT	PBT
Characteristics (Current output)	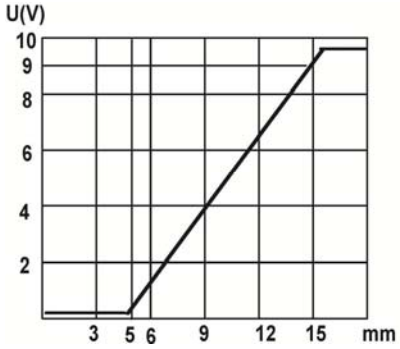	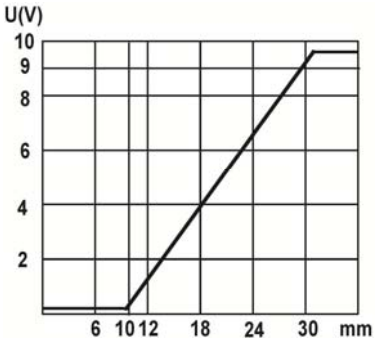
	-	-
Inductive Current output	D5B1-Q4015G-V3A 20	D5B1-Q4030G-V3A 20
	-	-
Wiring diagram number		
Dimensions (unit: mm)	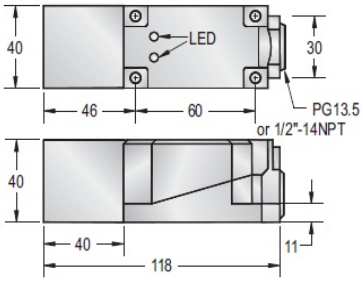	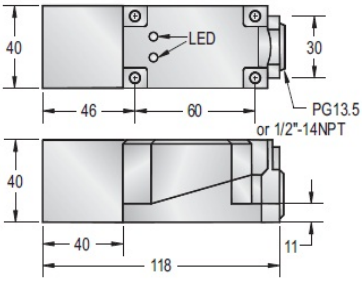
Cable 2M (PVC)	Terminal	Terminal
Weight	approx. 242 g	approx. 242g

Subject to modifications without notice

Tel: +86-755-2646 7962 Fax: +86-755-2646 7925 MSN: dfan852@hotmail.com
Web: www.mountiger.com E-mail: sales@mountiger.com QQ: 873764592

Mountiger Sensing the future

ANALOG INDUCTIVE PROXIMITY SWITCH (Q40)-Voltage Output

Diameter	Q40	Q40
Shielded/non-Shielded	Shielded	Non-Shielded
Switching Distance Sn mm	5-15mm	10-30mm
Housing Material	PBT RESIN	PBT RESIN
With LED/Without LED	Without LED	Without LED
Picture		
Supply Voltage	18-30VDC	18-30VDC
Max. Ripple	<10%	<10%
No Load Currentt	<15mA	<15mA
Output Voltage/Load Resistor	0-10VDC / >=4.7KΩ	0-10VDC / >=4.7KΩ
Output Current/Load Resistor	-	-
Linearity	<10%(Sr)	<10%(Sr)
Repeat Accuracy	0.02mm	0.02mm
Ambient Temperature	-25 ℃ - +70℃	-25 ℃ - +70℃
Temperature Drift	<5%(Sr)	<5%(Sr)
Short Circuit Protection	-	-
Reverse Polarity Protection	YES	YES
Protection Degree	IP67	IP67
Output Signal	PNP-ANALOG	PNP-ANALOG
Switch Frequency Max.	100HZ	100HZ
Time Delay Before Availability	-	-
EMC	RFI>3V/M; EFT>1KV; ESD>4KV(contact)	RFI>3V/M; EFT>1KV; ESD>4KV(contact)
Shock / Vibration	IEC 60947-5-2,Part7.4.1;IEC 60947-5-2,Part7.4.2	IEC 60947-5-2,Part7.4.1;IEC 60947-5-2,Part7.4.2
Material Active Face	PBT	PBT
Characteristics (Current output)	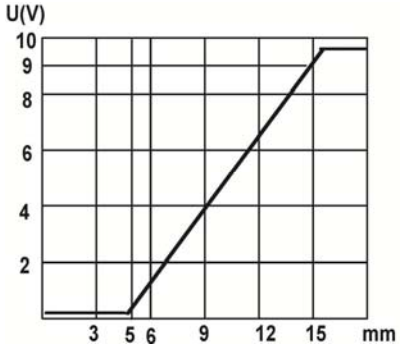	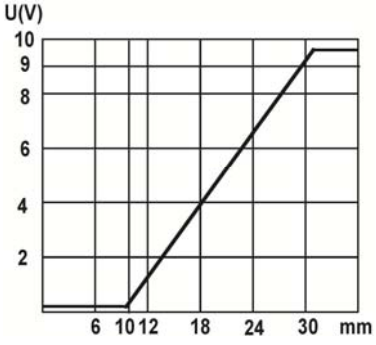
	-	-
Inductive Current output	D5B1-Q4015G-VEA4 39	D5B1-Q4030G-VEA4 39
	-	-
Wiring diagram number		
Dimensions (unit: mm)	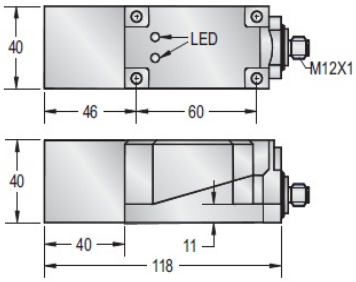	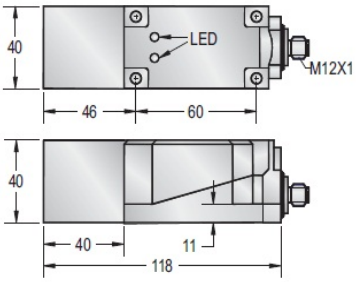
Cable 2M (PVC)	M12 connector	M12 connector
Weight	approx. 290 g	approx. 290 g

Subject to modifications without notice

Tel: +86-755-2646 7962 Fax: +86-755-2646 7925 MSN: dfan852@hotmail.com
Web: www.mountiger.com E-mail: sales@mountiger.com QQ: 873764592

Mountiger Sensing the future

ANALOG INDUCTIVE PROXIMITY SWITCH (M8)-Voltage and Current Output

Diameter	M8		M8	
Shielded/non-Shielded	Shielded		Non-Shielded	
Switching Distance Sn: mm	0.1-1.5mm		0.1-2.5mm	
Housing Material	Nickel plated brass		Nickel plated brass	
With LED/Without LED	Without LED		Without LED	
Picture				
Supply Voltage	18-30VDC		18-30VDC	
Max. Ripple	<10%		<10%	
No Load Currentt	<35mA		<35mA	
Output Voltage/Load Resistor	0-10VDC / >=4.7KΩ		0-10VDC / >=4.7KΩ	
Output Current/Load Resistor	4-20mA/400ΩMax.		4-20mA/400ΩMax.	
Linearity	<5%(Sr)		<5%(Sr)	
Repeat Accuracy	0.02mm		0.02mm	
Ambient Temperature	0 ℃ - +70℃		0 ℃ - +70℃	
Temperature Drift	<5%(Sr)		<5%(Sr)	
Short Circuit Protection	No		No	
Reverse Polarity Protection	YES		YES	
Protection Degree	IP67		IP67	
Output Signal	PNP-ANALOG		PNP-ANALOG	
Switch Frequency Max.	100HZ		100HZ	
Time Delay Before Availability	-		-	
EMC	RFI>3V/M; EFT>1KV; ESD>4KV(contact)		RFI>3V/M; EFT>1KV; ESD>4KV(contact)	
Shock / Vibration	IEC 60947-5-2,Part7.4.1;IEC 60947-5-2,Part7.4.2		IEC 60947-5-2,Part7.4.1;IEC 60947-5-2,Part7.4.2	
Material Active Face	PBT		PBT	
Characteristics (Voltage and Current output)	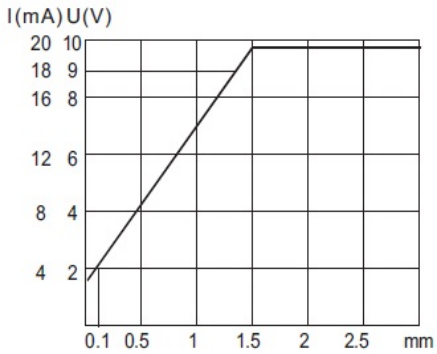		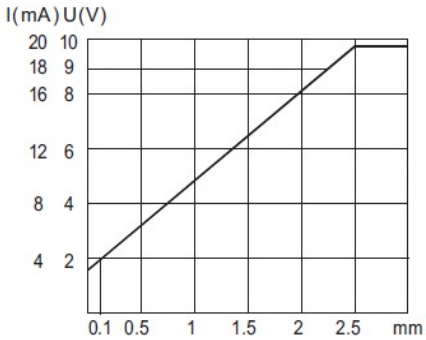	
	-		-	
Inductive voltage & Current output, Cable	D5B1-M081.5G-M4A2	18	D5B2-M082.5G-M4A2	18
Inductive voltage & Current output, Connector	D5B1-M081.5G-MPA4	18	D5B2-M082.5G-MPA4	18
Wiring diagram number				
Dimensions (unit: mm)	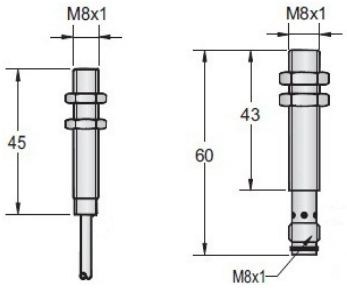		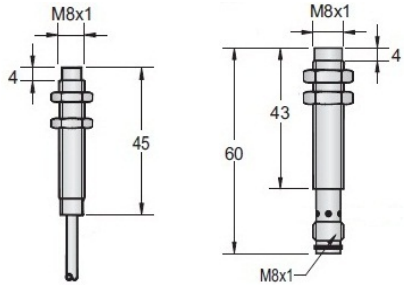	
Cable 2M (PVC)	3φ 3x0.15 / M8 Pico-style		3φ 3x0.15 / M8 Pico-style	
Weight	approx.40 g / approx.15 g		approx.40 g / approx.15 g	

Subject to modifications without notice

Tel: +86-755-2646 7962 Fax: +86-755-2646 7925 MSN: dfan852@hotmail.com
Web: www.mountiger.com E-mail: sales@mountiger.com QQ: 873764592

Mountiger Sensing the future

ANALOG INDUCTIVE PROXIMITY SWITCH (M8)-Voltage and Current Output

Diameter	M8	M8
Shielded/non-Shielded	Shielded	Non-Shielded
Switching Distance Sn: mm	0.2-2.5 mm	0.5-4.0 mm
Housing Material	Nickel plated brass	Nickel plated brass
With LED/Without LED	Without LED	Without LED
Picture		
Supply Voltage	18-30VDC	18-30VDC
Max. Ripple	<10%	<10%
No Load Currentt	<35mA	<35mA
Output Voltage/Load Resistor	0-10VDC / >=4.7KΩ	0-10VDC / >=4.7KΩ
Output Current/Load Resistor	4-20mA/400ΩMax.	4-20mA/400ΩMax.
Linearity	<5%(Sr)	<5%(Sr)
Repeat Accuracy	0.02mm	0.02mm
Ambient Temperature	0 ℃ - +70℃	0 ℃ - +70℃
Temperature Drift	<5%(Sr)	<5%(Sr)
Short Circuit Protection	No	No
Reverse Polarity Protection	YES	YES
Protection Degree	IP67	IP67
Output Signal	PNP-ANALOG	PNP-ANALOG
Switch Frequency Max.	100HZ	100HZ
Time Delay Before Availability	-	-
EMC	RFI>3V/M; EFT>1KV; ESD>4KV(contact)	RFI>3V/M; EFT>1KV; ESD>4KV(contact)
Shock / Vibration	IEC 60947-5-2,Part7.4.1;IEC 60947-5-2,Part7.4.2	IEC 60947-5-2,Part7.4.1;IEC 60947-5-2,Part7.4.2
Material Active Face	PBT	PBT
Characteristics (Voltage and Current output)	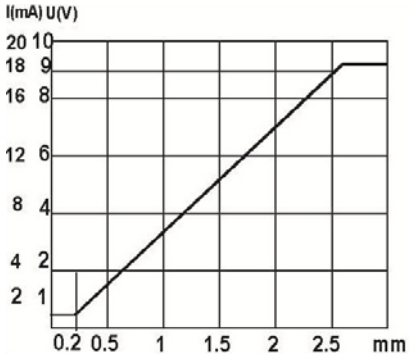	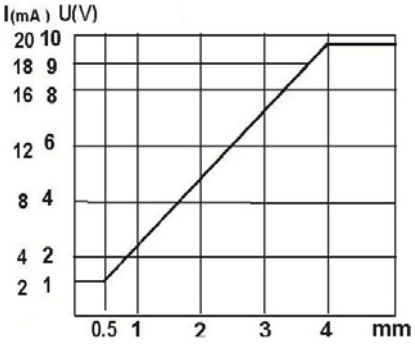
	-	-
Inductive voltage & Current output, Cable	D5B1-M081.5G-M4A2 18	D5B2-M082.5G-M4A2 18
Inductive voltage & Current output, Connector	D5B1-M081.5G-MPA4 18	D5B2-M082.5G-MPA4 18
Wiring diagram number		
Dimensions (unit: mm)	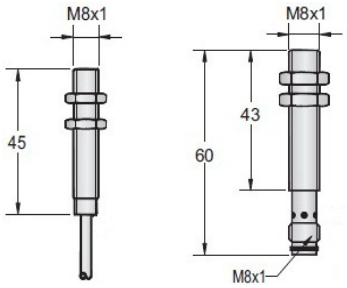	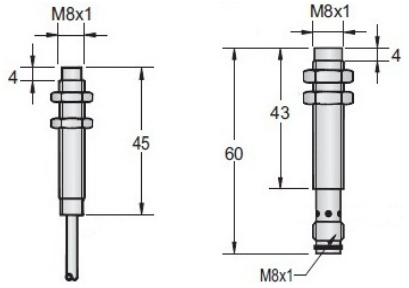
Cable 2M (PVC)	3φ 3x0.15 / M8 Pico-style	3φ 3x0.15 / M8 Pico-style
Weight	approx.40 g / approx.15 g	approx.40 g / approx.15 g

Subject to modifications without notice

Tel: +86-755-2646 7962 Fax: +86-755-2646 7925 MSN: dfan852@hotmail.com
Web: www.mountiger.com E-mail: sales@mountiger.com QQ: 873764592

Mountiger Sensing the future

ANALOG INDUCTIVE PROXIMITY SWITCH (M8)-Voltage and Current Output

Diameter	M8		M8	
Shielded/non-Shielded	Shielded		Non-Shielded	
Switching Distance Sn: mm	0.6-3.0 mm		1-6.0 mm	
Housing Material	Nickel plated brass		Nickel plated brass	
With LED/Without LED	Without LED		Without LED	
Picture				
Supply Voltage	18-30VDC		18-30VDC	
Max. Ripple	<10%		<10%	
No Load Currentt	<35mA		<35mA	
Output Voltage/Load Resistor	0-10VDC / >=4.7KΩ		0-10VDC / >=4.7KΩ	
Output Current/Load Resistor	4-20mA/400ΩMax.		4-20mA/400ΩMax.	
Linearity	<5%(Sr)		<5%(Sr)	
Repeat Accuracy	0.02mm		0.02mm	
Ambient Temperature	0 ℃ - +70℃		0 ℃ - +70℃	
Temperature Drift	<5%(Sr)		<5%(Sr)	
Short Circuit Protection	No		No	
Reverse Polarity Protection	YES		YES	
Protection Degree	IP67		IP67	
Output Signal	PNP-ANALOG		PNP-ANALOG	
Switch Frequency Max.	100HZ		100HZ	
Time Delay Before Availability	-		-	
EMC	RFI>3V/M; EFT>1KV; ESD>4KV(contact)		RFI>3V/M; EFT>1KV; ESD>4KV(contact)	
Shock / Vibration	IEC 60947-5-2,Part7.4.1;IEC 60947-5-2,Part7.4.2		IEC 60947-5-2,Part7.4.1;IEC 60947-5-2,Part7.4.2	
Material Active Face	PBT		PBT	
Characteristics (Voltage and Current output)	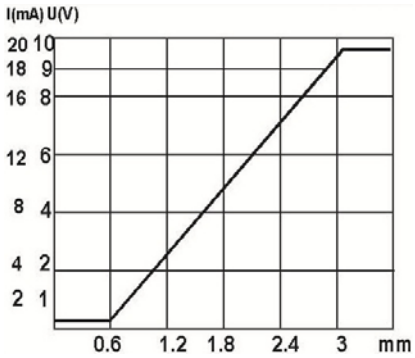		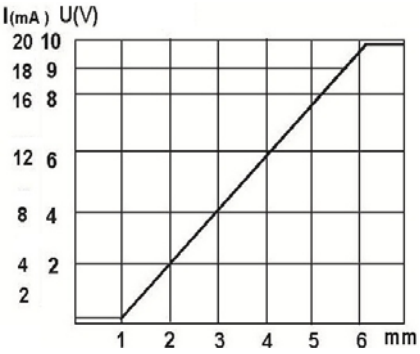	
	-		-	
Inductive voltage & Current output, Cable	D5B1-M081.5G-M4A2	18	D5B2-M082.5G-M4A2	18
Inductive voltage & Current output, Connector	D5B1-M081.5G-MPA4	18	D5B2-M082.5G-MPA4	18
Wiring diagram number				
Dimensions (unit: mm)	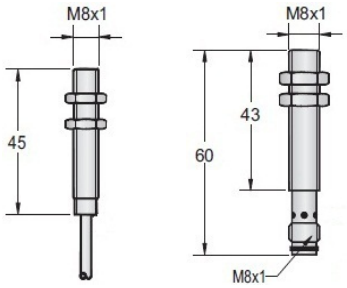		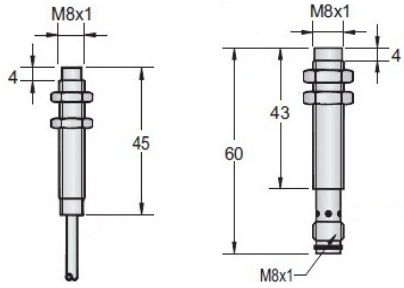	
Cable 2M (PVC)	3φ 3x0.15 / M8 Pico-style		3φ 3x0.15 / M8 Pico-style	
Weight	approx.40 g / approx.15 g		approx.40 g / approx.15 g	

Subject to modifications without notice

Tel: +86-755-2646 7962 Fax: +86-755-2646 7925 MSN: dfan852@hotmail.com
Web: www.mountiger.com E-mail: sales@mountiger.com QQ: 873764592

Mountiger Sensing the future

ANALOG INDUCTIVE PROXIMITY SWITCH (M12)-Voltage and Current Output

Diameter	M12	M12
Shielded/non-Shielded	Shielded	Non-Shielded
Switching Distance Sn: mm	0.1-3mm	0.1-4mm
Housing Material	Nickel plated brass	Nickel plated brass
With LED/Without LED	Without LED	Without LED
Picture		
Supply Voltage	18-30VDC	18-30VDC
Max. Ripple	<10%	<10%
No Load Currentt	<35mA	<35mA
Output Voltage/Load Resistor	0-10VDC / >=4.7KΩ	0-10VDC / >=4.7KΩ
Output Current/Load Resistor	4-20mA/400ΩMax.	4-20mA/400ΩMax.
Linearity	<5%(Sr)	<5%(Sr)
Repeat Accuracy	0.02mm	0.02mm
Ambient Temperature	0 ℃ - +70℃	0 ℃ - +70℃
Temperature Drift	<5%(Sr)	<5%(Sr)
Short Circuit Protection	No	No
Reverse Polarity Protection	YES	YES
Protection Degree	IP67	IP67
Output Signal	PNP-ANALOG	PNP-ANALOG
Switch Frequency Max.	100HZ	100HZ
Time Delay Before Availability	-	-
EMC	RFI>3V/M; EFT>1KV; ESD>4KV(contact)	RFI>3V/M; EFT>1KV; ESD>4KV(contact)
Shock / Vibration	IEC 60947-5-2,Part7.4.1;IEC 60947-5-2,Part7.4.2	IEC 60947-5-2,Part7.4.1;IEC 60947-5-2,Part7.4.2
Material Active Face	PBT	PBT
Characteristics (Voltage and Current output)	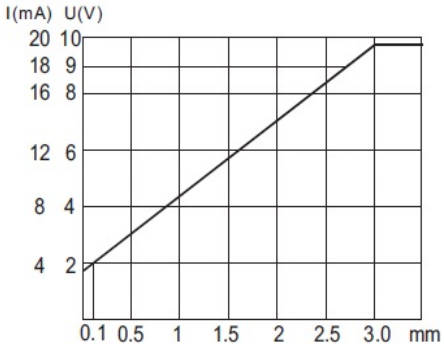	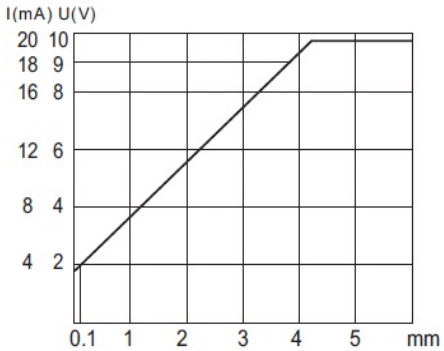
	-	-
Inductive voltage & Current output, Cable	D5B1-M1203G-M4A2 18	D5B2-M1204G-M4A2 18
Inductive voltage & Current output, Connector	D5B1-M1203G-MPA4 41	D5B2-M1204G-MPA4 41
Wiring diagram number		
Dimensions (unit: mm)	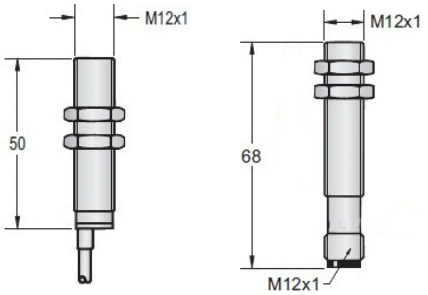	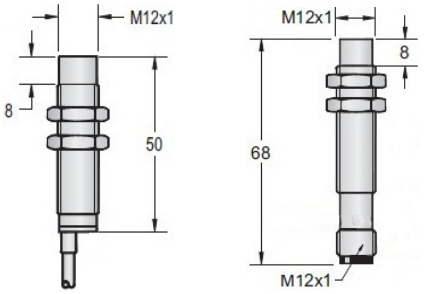
Cable 2M (PVC)	4φ 3x0.15 / M12 Euro-style	4φ 3x0.15 / M12 Euro-style
Weight	approx. 67g / approx. 30 g	approx. 67g / approx. 30 g

Subject to modifications without notice

Tel: +86-755-2646 7962 Fax: +86-755-2646 7925 MSN: dfan852@hotmail.com
Web: www.mountiger.com E-mail: sales@mountiger.com QQ: 873764592

Mountiger Sensing the future

ANALOG INDUCTIVE PROXIMITY SWITCH (M12)-Voltage and Current Output

Diameter	M12		M12	
Shielded/non-Shielded	Shielded		Non-Shielded	
Switching Distance Sn: mm	0.5-4.0mm		2.3-8mm	
Housing Material	Nickel plated brass		Nickel plated brass	
With LED/Without LED	Without LED		Without LED	
Picture				
Supply Voltage	18-30VDC		18-30VDC	
Max. Ripple	<10%		<10%	
No Load Currentt	<35mA		<35mA	
Output Voltage/Load Resistor	0-10VDC / >=4.7KΩ		0-10VDC / >=4.7KΩ	
Output Current/Load Resistor	4-20mA/400ΩMax.		4-20mA/400ΩMax.	
Linearity	<5%(Sr)		<5%(Sr)	
Repeat Accuracy	0.02mm		0.02mm	
Ambient Temperature	0 ℃ - +70℃		0 ℃ - +70℃	
Temperature Drift	<5%(Sr)		<5%(Sr)	
Short Circuit Protection	No		No	
Reverse Polarity Protection	YES		YES	
Protection Degree	IP67		IP67	
Output Signal	PNP-ANALOG		PNP-ANALOG	
Switch Frequency Max.	100HZ		100HZ	
Time Delay Before Availability	-		-	
EMC	RFI>3V/M; EFT>1KV; ESD>4KV(contact)		RFI>3V/M; EFT>1KV; ESD>4KV(contact)	
Shock / Vibration	IEC 60947-5-2,Part7.4.1;IEC 60947-5-2,Part7.4.2		IEC 60947-5-2,Part7.4.1;IEC 60947-5-2,Part7.4.2	
Material Active Face	PBT		PBT	
Characteristics (Voltage and Current output)	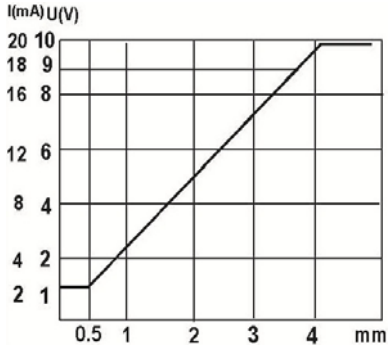		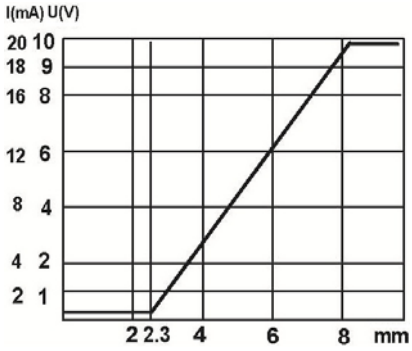	
	-		-	
Inductive voltage & Current output, Cable	D5B1-M1204G-M4A2	18	D5B2-M1208G-M4A2	18
Inductive voltage & Current output, Connector	D5B1-M1204G-MPA4	41	D5B2-M1208G-MPA4	41
Wiring diagram number				
Dimensions (unit: mm)	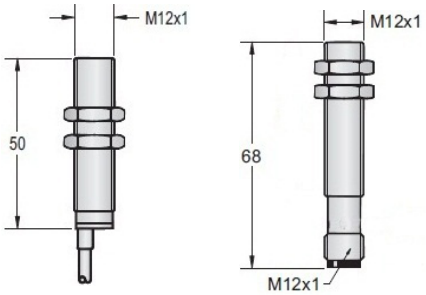		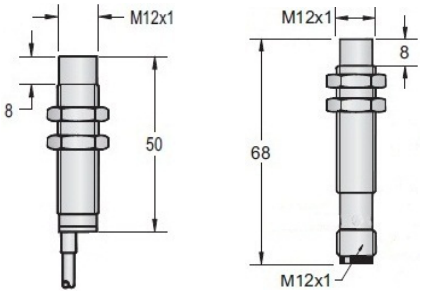	
Cable 2M (PVC)	4φ 3x0.15 / M12 Euro-style		4φ 3x0.15 / M12 Euro-style	
Weight	approx. 67g / approx. 30 g		approx. 67g / approx. 30 g	

Subject to modifications without notice

Tel: +86-755-2646 7962 Fax: +86-755-2646 7925 MSN: dfan852@hotmail.com
Web: www.mountiger.com E-mail: sales@mountiger.com QQ: 873764592

Mountiger Sensing the future

ANALOG INDUCTIVE PROXIMITY SWITCH (M12)-Voltage and Current Output

Diameter	M12	M12
Shielded/non-Shielded	Shielded	Non-Shielded
Switching Distance Sn: mm	0.5-6.0mm	3-10mm
Housing Material	Nickel plated brass	Nickel plated brass
With LED/Without LED	Without LED	Without LED
Picture		
Supply Voltage	18-30VDC	18-30VDC
Max. Ripple	<10%	<10%
No Load Currentt	<35mA	<35mA
Output Voltage/Load Resistor	0-10VDC / >=4.7KΩ	0-10VDC / >=4.7KΩ
Output Current/Load Resistor	4-20mA/400ΩMax.	4-20mA/400ΩMax.
Linearity	<5%(Sr)	<5%(Sr)
Repeat Accuracy	0.02mm	0.02mm
Ambient Temperature	0 ℃ - +70℃	0 ℃ - +70℃
Temperature Drift	<5%(Sr)	<5%(Sr)
Short Circuit Protection	No	No
Reverse Polarity Protection	YES	YES
Protection Degree	IP67	IP67
Output Signal	PNP-ANALOG	PNP-ANALOG
Switch Frequency Max.	100HZ	100HZ
Time Delay Before Availability	-	-
EMC	RFI>3V/M; EFT>1KV; ESD>4KV(contact)	RFI>3V/M; EFT>1KV; ESD>4KV(contact)
Shock / Vibration	IEC 60947-5-2,Part7.4.1;IEC 60947-5-2,Part7.4.2	IEC 60947-5-2,Part7.4.1;IEC 60947-5-2,Part7.4.2
Material Active Face	PBT	PBT
Characteristics (Voltage and Current output)	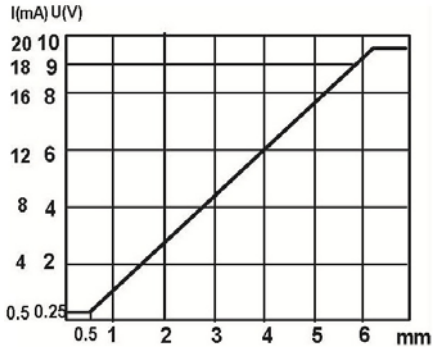	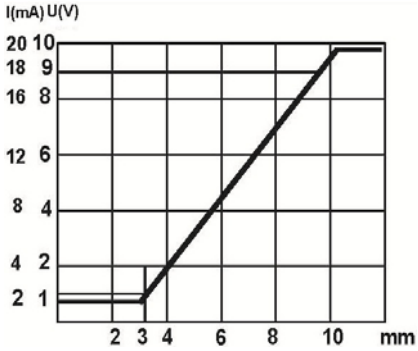
	-	-
Inductive voltage & Current output, Cable	D5B1-M1206G-M4A2 18	D5B2-M1210G-M4A2 18
Inductive voltage & Current output, Connector	D5B1-M1206G-MPA4 41	D5B2-M1210G-MPA4 41
Wiring diagram number		
Dimensions (unit: mm)	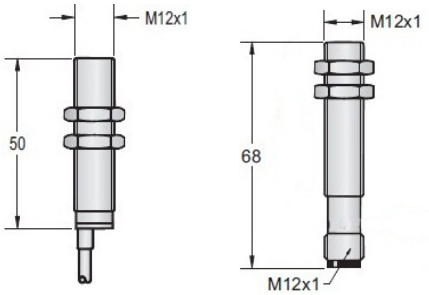	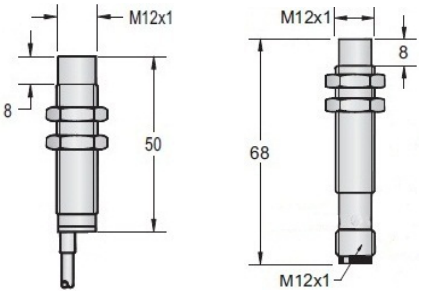
Cable 2M (PVC)	4φ 3x0.15 / M12 Euro-style	4φ 3x0.15 / M12 Euro-style
Weight	approx. 67g / approx. 30 g	approx. 67g / approx. 30 g

Subject to modifications without notice

Tel: +86-755-2646 7962 Fax: +86-755-2646 7925 MSN: dfan852@hotmail.com
Web: www.mountiger.com E-mail: sales@mountiger.com QQ: 873764592

Mountiger Sensing the future

ANALOG INDUCTIVE PROXIMITY SWITCH (M18)-Voltage and Current Output

Diameter	M18		M18	
Shielded/non-Shielded	Shielded		Non-Shielded	
Switching Distance Sn: mm	1-4mm		1-7mm	
Housing Material	Nickel plated brass		Nickel plated brass	
With LED/Without LED	Without LED		Without LED	
Picture				
Supply Voltage	18-30VDC		18-30VDC	
Max. Ripple	<10%		<10%	
No Load Currentt	<15mA		<15mA	
Output Voltage/Load Resistor	0-10VDC / >=4.7KΩ		0-10VDC / >=4.7KΩ	
Output Current/Load Resistor	0-20mA/200ΩMax.		0-20mA/200ΩMax.	
Linearity	<10%(Sr)		<10%(Sr)	
Repeat Accuracy	0.02mm		0.02mm	
Ambient Temperature	0 ℃ - +70℃		0 ℃ - +70℃	
Temperature Drift	<5%(Sr)		<5%(Sr)	
Short Circuit Protection	No		No	
Reverse Polarity Protection	YES		YES	
Protection Degree	IP67		IP67	
Output Signal	PNP-ANALOG		PNP-ANALOG	
Switch Frequency Max.	100HZ		100HZ	
Time Delay Before Availability	-		-	
EMC	RFI>3V/M; EFT>1KV; ESD>4KV(contact)		RFI>3V/M; EFT>1KV; ESD>4KV(contact)	
Shock / Vibration	IEC 60947-5-2,Part7.4.1;IEC 60947-5-2,Part7.4.2		IEC 60947-5-2,Part7.4.1;IEC 60947-5-2,Part7.4.2	
Material Active Face	PBT		PBT	
Characteristics (Voltage and Current output)	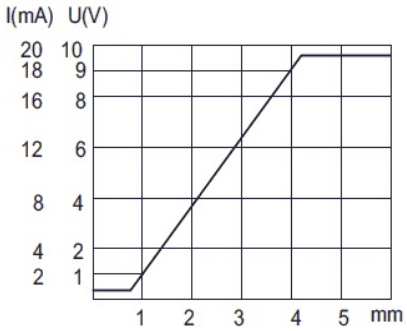		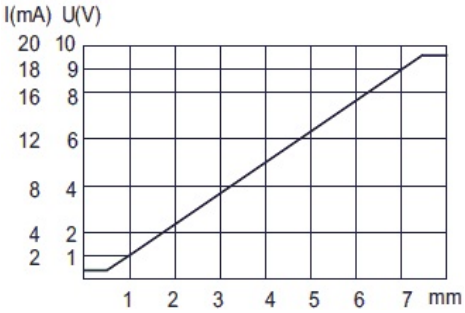	
	-		-	
Inductive voltage & Current output, Cable	D5B1-M1804G-M4A2	18	D5B2-M1807G-M4A2	18
Inductive voltage & Current output, Connector	D5B1-M1804G-MEA4	41	D5B2-M1807G-MEA4	41
Wiring diagram number				
Dimensions (unit: mm)	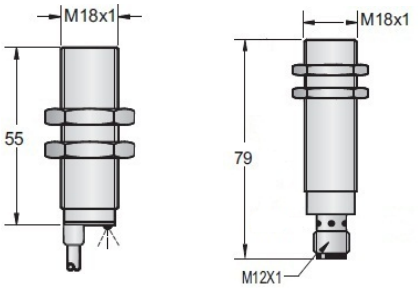		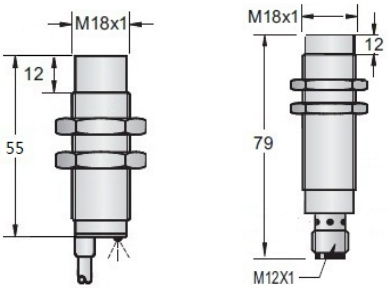	
Cable 2M (PVC)	5φ 3x0.34 / M12 Euro-style		5φ 3x0.34 / M12 Euro-style	
Weight	approx. 142 g / approx. 69 g		approx. 142 g / approx. 69 g	

Subject to modifications without notice

Tel: +86-755-2646 7962 Fax: +86-755-2646 7925 MSN: dfan852@hotmail.com
Web: www.mountiger.com E-mail: sales@mountiger.com QQ: 873764592

Mountiger Sensing the future

ANALOG INDUCTIVE PROXIMITY SWITCH (M18)-Voltage and Current Output

Diameter	M18		M18	
Shielded/non-Shielded	Shielded		Non-Shielded	
Switching Distance Sn: mm	2.3-8mm		5-16mm	
Housing Material	Nickel plated brass		Nickel plated brass	
With LED/Without LED	Without LED		Without LED	
Picture				
Supply Voltage	18-30VDC		18-30VDC	
Max. Ripple	<10%		<10%	
No Load Currentt	<15mA		<15mA	
Output Voltage/Load Resistor	0-10VDC / >=4.7KΩ		0-10VDC / >=4.7KΩ	
Output Current/Load Resistor	0-20mA/200ΩMax.		0-20mA/200ΩMax.	
Linearity	<10%(Sr)		<10%(Sr)	
Repeat Accuracy	0.02mm		0.02mm	
Ambient Temperature	0 ℃ - +70℃		0 ℃ - +70℃	
Temperature Drift	<5%(Sr)		<5%(Sr)	
Short Circuit Protection	No		No	
Reverse Polarity Protection	YES		YES	
Protection Degree	IP67		IP67	
Output Signal	PNP-ANALOG		PNP-ANALOG	
Switch Frequency Max.	100HZ		100HZ	
Time Delay Before Availability	-		-	
EMC	RFI>3V/M; EFT>1KV; ESD>4KV(contact)		RFI>3V/M; EFT>1KV; ESD>4KV(contact)	
Shock / Vibration	IEC 60947-5-2,Part7.4.1;IEC 60947-5-2,Part7.4.2		IEC 60947-5-2,Part7.4.1;IEC 60947-5-2,Part7.4.2	
Material Active Face	PBT		PBT	
Characteristics (Voltage and Current output)	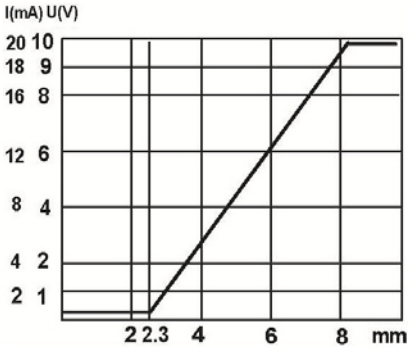		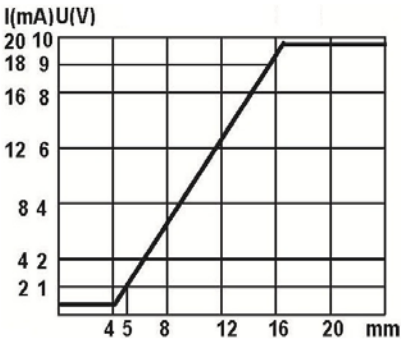	
	-		-	
Inductive voltage & Current output, Cable	D5B1-M1808G-M4A2	18	D5B2-M1816G-M4A2	18
Inductive voltage & Current output, Connector	D5B1-M1808G-MEA4	41	D5B2-M1816G-MEA4	41
Wiring diagram number				
Dimensions (unit: mm)	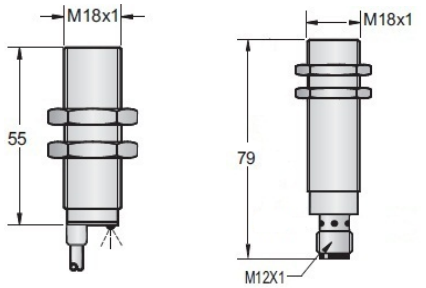		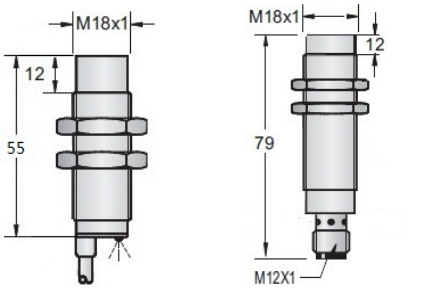	
Cable 2M (PVC)	5φ 3x0.34 / M12 Euro-style		5φ 3x0.34 / M12 Euro-style	
Weight	approx. 142 g / approx. 69 g		approx. 142 g / approx. 69 g	

Subject to modifications without notice

Tel: +86-755-2646 7962 Fax: +86-755-2646 7925 MSN: dfan852@hotmail.com
Web: www.mountiger.com E-mail: sales@mountiger.com QQ: 873764592

Mountiger Sensing the future

ANALOG INDUCTIVE PROXIMITY SWITCH (M18)-Voltage and Current Output

Diameter	M18	M18
Shielded/non-Shielded	Shielded	Non-Shielded
Switching Distance Sn: mm	1-12mm	7-20mm
Housing Material	Nickel plated brass	Nickel plated brass
With LED/Without LED	Without LED	Without LED
Picture		
Supply Voltage	18-30VDC	18-30VDC
Max. Ripple	<10%	<10%
No Load Currentt	<15mA	<15mA
Output Voltage/Load Resistor	0-10VDC / >=4.7KΩ	0-10VDC / >=4.7KΩ
Output Current/Load Resistor	0-20mA/200ΩMax.	0-20mA/200ΩMax.
Linearity	<10%(Sr)	<10%(Sr)
Repeat Accuracy	0.02mm	0.02mm
Ambient Temperature	0 ℃ - +70℃	0 ℃ - +70℃
Temperature Drift	<5%(Sr)	<5%(Sr)
Short Circuit Protection	No	No
Reverse Polarity Protection	YES	YES
Protection Degree	IP67	IP67
Output Signal	PNP-ANALOG	PNP-ANALOG
Switch Frequency Max.	100HZ	100HZ
Time Delay Before Availability	-	-
EMC	RFI>3V/M; EFT>1KV; ESD>4KV(contact)	RFI>3V/M; EFT>1KV; ESD>4KV(contact)
Shock / Vibration	IEC 60947-5-2,Part7.4.1;IEC 60947-5-2,Part7.4.2	IEC 60947-5-2,Part7.4.1;IEC 60947-5-2,Part7.4.2
Material Active Face	PBT	PBT
Characteristics (Voltage and Current output)	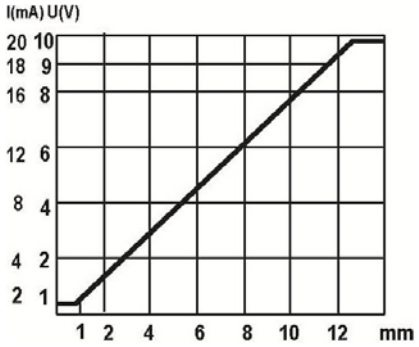	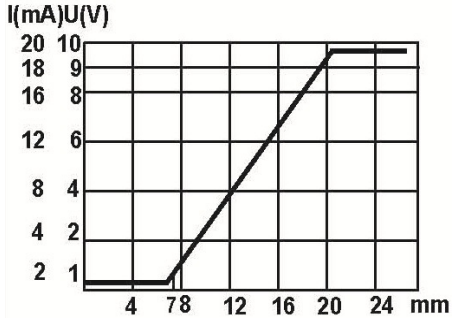
	-	-
Inductive voltage & Current output, Cable	D5B1-M1812G-M4A2 18	D5B2-M1820G-M4A2 18
Inductive voltage & Current output, Connector	D5B1-M1812G-MEA4 41	D5B2-M1820G-MEA4 41
Wiring diagram number		
Dimensions (unit: mm)	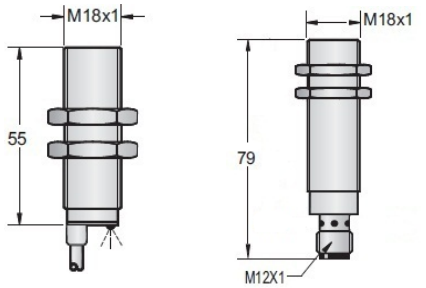	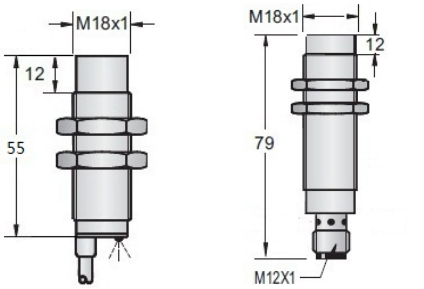
Cable 2M (PVC)	5φ 3x0.34 / M12 Euro-style	5φ 3x0.34 / M12 Euro-style
Weight	approx. 142 g / approx. 69 g	approx. 142 g / approx. 69 g

Subject to modifications without notice

Tel: +86-755-2646 7962 Fax: +86-755-2646 7925 MSN: dfan852@hotmail.com
Web: www.mountiger.com E-mail: sales@mountiger.com QQ: 873764592

Mountiger Sensing the future

ANALOG INDUCTIVE PROXIMITY SWITCH (M30)-Voltage and Current Output

Diameter	M30	M30
Shielded/non-Shielded	Shielded	Non-Shielded
Switching Distance Sn mm	5-10mm	7-14mm
Housing Material	Nickel plated brass	Nickel plated brass
With LED/Without LED	Without LED	Without LED
Picture		
Supply Voltage	18-30VDC	18-30VDC
Max. Ripple	<10%	<10%
No Load Currentt	<15mA	<15mA
Output Voltage/Load Resistor	0-10VDC / >=4.7KΩ	0-10VDC / >=4.7KΩ
Output Current/Load Resistor	0-20mA/200ΩMax.	0-20mA/200ΩMax.
Linearity	<10%(Sr)	<10%(Sr)
Repeat Accuracy	0.02mm	0.02mm
Ambient Temperature	0 ℃ - +70℃	0 ℃ - +70℃
Temperature Drift	<5%(Sr)	<5%(Sr)
Short Circuit Protection	No	No
Reverse Polarity Protection	YES	YES
Protection Degree	IP67	IP67
Output Signal	PNP-ANALOG	PNP-ANALOG
Switch Frequency Max.	100HZ	100HZ
Time Delay Before Availability	-	-
EMC	RFI>3V/M; EFT>1KV; ESD>4KV(contact)	RFI>3V/M; EFT>1KV; ESD>4KV(contact)
Shock / Vibration	IEC 60947-5-2,Part7.4.1;IEC 60947-5-2,Part7.4.2	IEC 60947-5-2,Part7.4.1;IEC 60947-5-2,Part7.4.2
Material Active Face	PBT	PBT
Characteristics (Voltage and Current output)	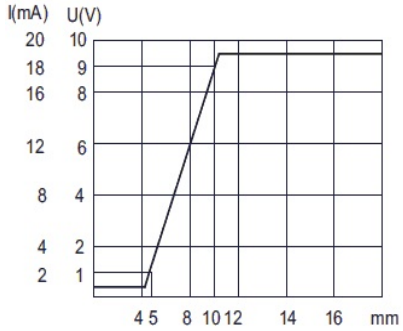	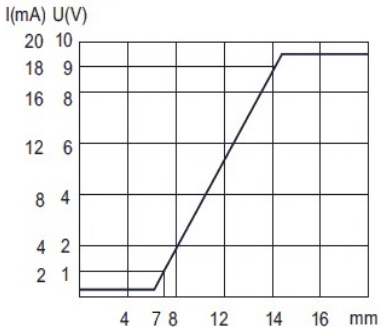
	-	-
Inductive voltage & Current output, Cable	D5B1-M3010G-M4A2 18	D5B2-M3014G-M4A2 18
Inductive voltage & Current output, Connector	D5B1-M3010G-MEA4 41	D5B2-M3014G-MEA4 41
Wiring diagram number		
Dimensions (unit: mm)	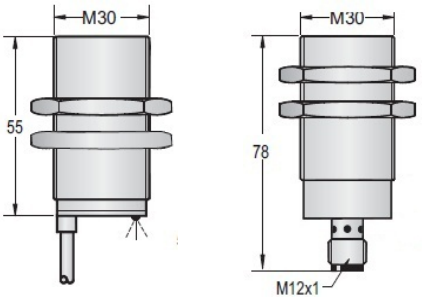	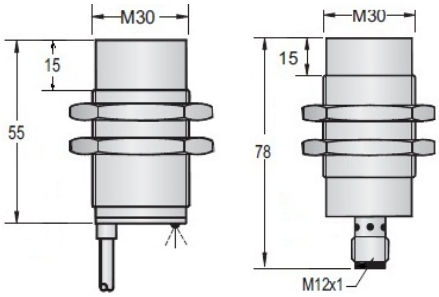
Cable 2M (PVC)	5φ 3x0.34 / M12 Euro-style	5φ 3x0.34 / M12 Euro-style
Weight	approx. 252 g / approx. 187g	approx. 252 g / approx. 187g

Subject to modifications without notice

Tel: +86-755-2646 7962 Fax: +86-755-2646 7925 MSN: dfan852@hotmail.com
Web: www.mountiger.com E-mail: sales@mountiger.com QQ: 873764592

Mountiger Sensing the future

ANALOG INDUCTIVE PROXIMITY SWITCH (M30)-Voltage and Current Output

Diameter	M30	M30
Shielded/non-Shielded	Shielded	Non-Shielded
Switching Distance Sn mm	5-16mm	5-25mm
Housing Material	Nickel plated brass	Nickel plated brass
With LED/Without LED	Without LED	Without LED
Picture		
Supply Voltage	18-30VDC	18-30VDC
Max. Ripple	<10%	<10%
No Load Currentt	<15mA	<15mA
Output Voltage/Load Resistor	0-10VDC / >=4.7KΩ	0-10VDC / >=4.7KΩ
Output Current/Load Resistor	0-20mA/200ΩMax.	0-20mA/200ΩMax.
Linearity	<10%(Sr)	<10%(Sr)
Repeat Accuracy	0.02mm	0.02mm
Ambient Temperature	0 ℃ - +70℃	0 ℃ - +70℃
Temperature Drift	<5%(Sr)	<5%(Sr)
Short Circuit Protection	No	No
Reverse Polarity Protection	YES	YES
Protection Degree	IP67	IP67
Output Signal	PNP-ANALOG	PNP-ANALOG
Switch Frequency Max.	100HZ	100HZ
Time Delay Before Availability	-	-
EMC	RFI>3V/M; EFT>1KV; ESD>4KV(contact)	RFI>3V/M; EFT>1KV; ESD>4KV(contact)
Shock / Vibration	IEC 60947-5-2,Part7.4.1;IEC 60947-5-2,Part7.4.2	IEC 60947-5-2,Part7.4.1;IEC 60947-5-2,Part7.4.2
Material Active Face	PBT	PBT
Characteristics (Voltage and Current output)	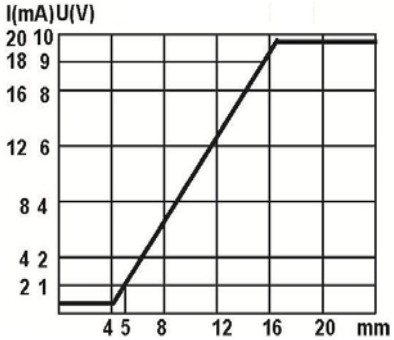	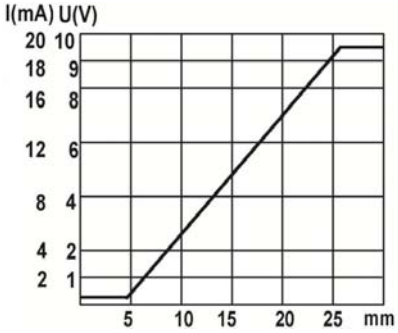
	-	-
Inductive voltage & Current output, Cable	D5B1-M3016G-M4A2 18	D5B2-M3025G-M4A2 18
Inductive voltage & Current output, Connector	D5B1-M3016G-MEA4 41	D5B2-M3025G-MEA4 41
Wiring diagram number		
Dimensions (unit: mm)	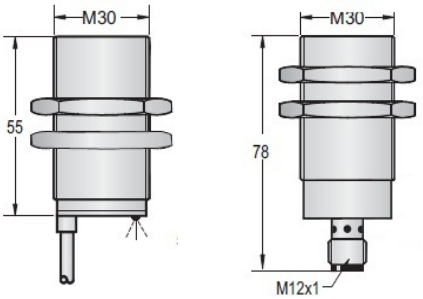	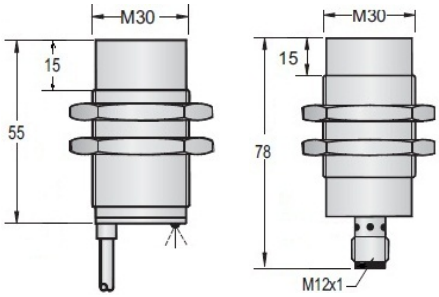
Cable 2M (PVC)	5φ 3x0.34 / M12 Euro-style	5φ 3x0.34 / M12 Euro-style
Weight	approx. 252 g / approx. 187g	approx. 252 g / approx. 187g

Subject to modifications without notice

Tel: +86-755-2646 7962 Fax: +86-755-2646 7925 MSN: dfan852@hotmail.com
Web: www.mountiger.com E-mail: sales@mountiger.com QQ: 873764592

Mountiger Sensing the future

ANALOG INDUCTIVE PROXIMITY SWITCH (M30)-Voltage and Current Output

Diameter	M30	M30
Shielded/non-Shielded	Shielded	Non-Shielded
Switching Distance Sn mm	7-22mm	17-40mm
Housing Material	Nickel plated brass	Nickel plated brass
With LED/Without LED	Without LED	Without LED
Picture		
Supply Voltage	18-30VDC	18-30VDC
Max. Ripple	<10%	<10%
No Load Currentt	<15mA	<15mA
Output Voltage/Load Resistor	0-10VDC / >=4.7KΩ	0-10VDC / >=4.7KΩ
Output Current/Load Resistor	0-20mA/200ΩMax.	0-20mA/200ΩMax.
Linearity	<10%(Sr)	<10%(Sr)
Repeat Accuracy	0.02mm	0.02mm
Ambient Temperature	0 ℃ - +70℃	0 ℃ - +70℃
Temperature Drift	<5%(Sr)	<5%(Sr)
Short Circuit Protection	No	No
Reverse Polarity Protection	YES	YES
Protection Degree	IP67	IP67
Output Signal	PNP-ANALOG	PNP-ANALOG
Switch Frequency Max.	100HZ	100HZ
Time Delay Before Availability	-	-
EMC	RFI>3V/M; EFT>1KV; ESD>4KV(contact)	RFI>3V/M; EFT>1KV; ESD>4KV(contact)
Shock / Vibration	IEC 60947-5-2,Part7.4.1;IEC 60947-5-2,Part7.4.2	IEC 60947-5-2,Part7.4.1;IEC 60947-5-2,Part7.4.2
Material Active Face	PBT	PBT
Characteristics (Voltage and Current output)	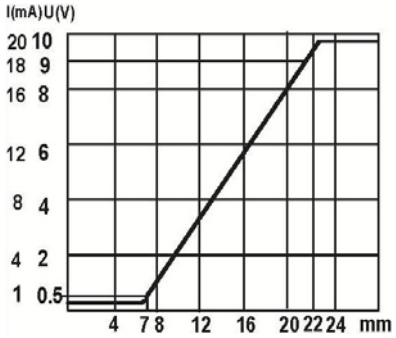	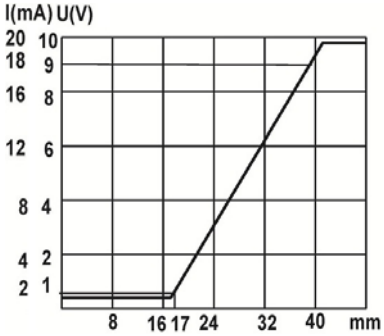
	-	-
Inductive voltage & Current output, Cable	D5B1-M3022G-M4A2 18	D5B2-M3040G-M4A2 18
Inductive voltage & Current output, Connector	D5B1-M3022G-MEA4 41	D5B2-M3040G-MEA4 41
Wiring diagram number		
Dimensions (unit: mm)	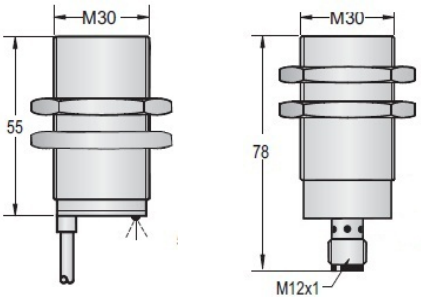	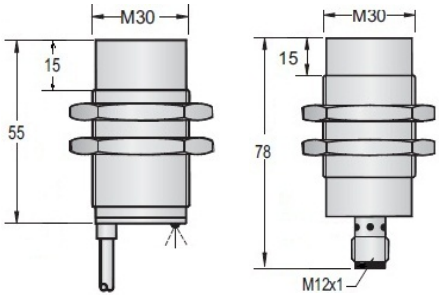
Cable 2M (PVC)	5φ 3x0.34 / M12 Euro-style	5φ 3x0.34 / M12 Euro-style
Weight	approx. 252 g / approx. 187g	approx. 252 g / approx. 187g

Subject to modifications without notice

Tel: +86-755-2646 7962 Fax: +86-755-2646 7925 MSN: dfan852@hotmail.com
Web: www.mountiger.com E-mail: sales@mountiger.com QQ: 873764592

Mountiger Sensing the future

ANALOG INDUCTIVE PROXIMITY SWITCH (Q40S)-Voltage and Current Output

Diameter	Q40S	Q40S
Shielded/non-Shielded	Shielded	Non-Shielded
Switching Distance Sn mm	5-15mm	10-30mm
Housing Material	PBT RESIN	PBT RESIN
With LED/Without LED	Without LED	Without LED
Picture		
Supply Voltage	18-30VDC	18-30VDC
Max. Ripple	<10%	<10%
No Load Currentt	<15mA	<15mA
Output Voltage/Load Resistor	0-10VDC / >=4.7KΩ	0-10VDC / >=4.7KΩ
Output Current/Load Resistor	0-20mA/200ΩMax.	0-20mA/200ΩMax.
Linearity	<10%(Sr)	<10%(Sr)
Repeat Accuracy	0.02mm	0.02mm
Ambient Temperature	-25 ℃ - +70℃	-25 ℃ - +70℃
Temperature Drift	<5%(Sr)	<5%(Sr)
Short Circuit Protection	-	-
Reverse Polarity Protection	YES	YES
Protection Degree	IP67	IP67
Output Signal	PNP-ANALOG	PNP-ANALOG
Switch Frequency Max.	100HZ	100HZ
Time Delay Before Availability	-	-
EMC	RFI>3V/M; EFT>1KV; ESD>4KV(contact)	RFI>3V/M; EFT>1KV; ESD>4KV(contact)
Shock / Vibration	IEC 60947-5-2,Part7.4.1;IEC 60947-5-2,Part7.4.2	IEC 60947-5-2,Part7.4.1;IEC 60947-5-2,Part7.4.2
Material Active Face	PBT	PBT
Characteristics (Voltage and Current output)	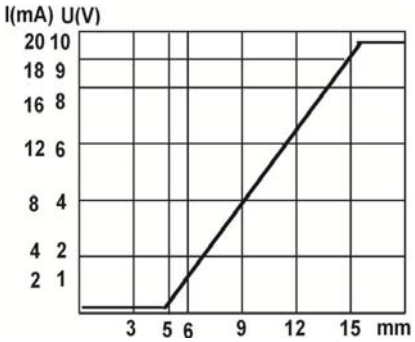	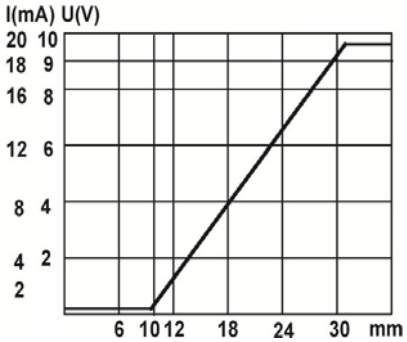
	-	-
Inductive voltage & Current output	D5B1-Q4015G-MES4 41	D5B1-Q4030G-MES4 41
	-	-
Wiring diagram number		
Dimensions (unit: mm)	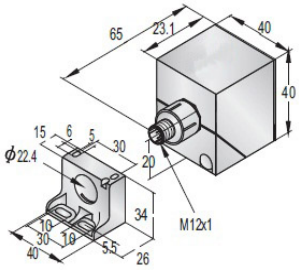	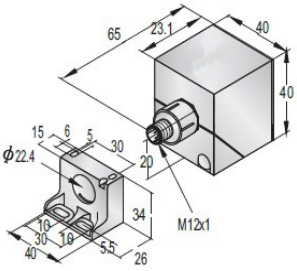
Cable 2M (PVC)	M12 connector	M12 connector
Weight	approx.170 g	approx.170 g

Subject to modifications without notice

Tel: +86-755-2646 7962 Fax: +86-755-2646 7925 MSN: dfan852@hotmail.com
Web: www.mountiger.com E-mail: sales@mountiger.com QQ: 873764592

Mountiger Sensing the future

ANALOG INDUCTIVE PROXIMITY SWITCH (Q40)-Voltage and Current Output

Diameter	Q40	Q40
Shielded/non-Shielded	Shielded	Non-Shielded
Switching Distance Sn mm	5-15mm	10-30mm
Housing Material	PBT RESIN	PBT RESIN
With LED/Without LED	Without LED	Without LED
Picture		
Supply Voltage	18-30VDC	18-30VDC
Max. Ripple	<10%	<10%
No Load Currentt	<15mA	<15mA
Output Voltage/Load Resistor	0-10VDC / >=4.7KΩ	0-10VDC / >=4.7KΩ
Output Current/Load Resistor	0-20mA/200ΩMax.	0-20mA/200ΩMax.
Linearity	<10%(Sr)	<10%(Sr)
Repeat Accuracy	0.02mm	0.02mm
Ambient Temperature	-25 ℃ - +70℃	-25 ℃ - +70℃
Temperature Drift	<5%(Sr)	<5%(Sr)
Short Circuit Protection	-	-
Reverse Polarity Protection	YES	YES
Protection Degree	IP67	IP67
Output Signal	PNP-ANALOG	PNP-ANALOG
Switch Frequency Max.	100HZ	100HZ
Time Delay Before Availability	-	-
EMC	RFI>3V/M; EFT>1KV; ESD>4KV(contact)	RFI>3V/M; EFT>1KV; ESD>4KV(contact)
Shock / Vibration	IEC 60947-5-2,Part7.4.1;IEC 60947-5-2,Part7.4.2	IEC 60947-5-2,Part7.4.1;IEC 60947-5-2,Part7.4.2
Material Active Face	PBT	PBT
Characteristics (Voltage and Current output)	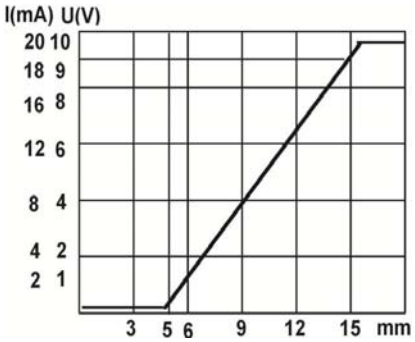	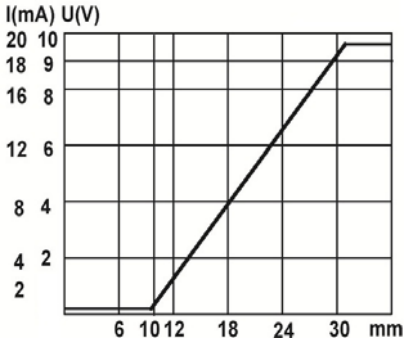
	-	-
Inductive voltage & Current output	D5B1-Q4015G-M4A 18	D5B2-Q4030G-M4A 18
	-	-
Wiring diagram number		
Dimensions (unit: mm)	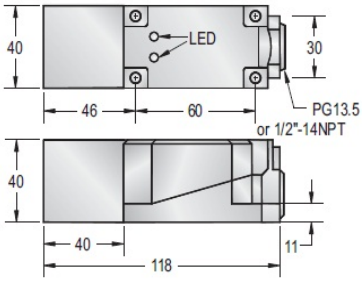	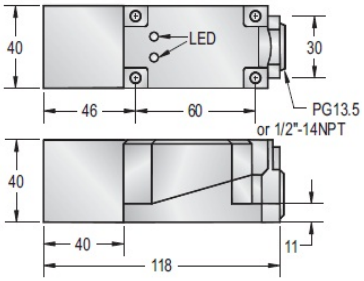
Cable 2M (PVC)		
Weight	approx. 242 g	approx. 242g

Subject to modifications without notice

Tel: +86-755-2646 7962 Fax: +86-755-2646 7925 MSN: dfan852@hotmail.com
Web: www.mountiger.com E-mail: sales@mountiger.com QQ: 873764592

Mountiger Sensing the future

ANALOG INDUCTIVE PROXIMITY SWITCH (Q40)-Voltage and Current Output

Diameter	Q40	Q40
Shielded/non-Shielded	Shielded	Non-Shielded
Switching Distance Sn mm	5-15mm	10-30mm
Housing Material	PBT RESIN	PBT RESIN
With LED/Without LED	Without LED	Without LED
Picture		
Supply Voltage	18-30VDC	18-30VDC
Max. Ripple	<10%	<10%
No Load Currentt	<15mA	<15mA
Output Voltage/Load Resistor	0-10VDC / >=4.7KΩ	0-10VDC / >=4.7KΩ
Output Current/Load Resistor	0-20mA/200ΩMax.	0-20mA/200ΩMax.
Linearity	<10%(Sr)	<10%(Sr)
Repeat Accuracy	0.02mm	0.02mm
Ambient Temperature	-25 ℃ - +70℃	-25 ℃ - +70℃
Temperature Drift	<5%(Sr)	<5%(Sr)
Short Circuit Protection	-	-
Reverse Polarity Protection	YES	YES
Protection Degree	IP67	IP67
Output Signal	PNP-ANALOG	PNP-ANALOG
Switch Frequency Max.	100HZ	100HZ
Time Delay Before Availability	-	-
EMC	RFI>3V/M; EFT>1KV; ESD>4KV(contact)	RFI>3V/M; EFT>1KV; ESD>4KV(contact)
Shock / Vibration	IEC 60947-5-2,Part7.4.1;IEC 60947-5-2,Part7.4.2	IEC 60947-5-2,Part7.4.1;IEC 60947-5-2,Part7.4.2
Material Active Face	PBT	PBT
Characteristics (Voltage and Current output)	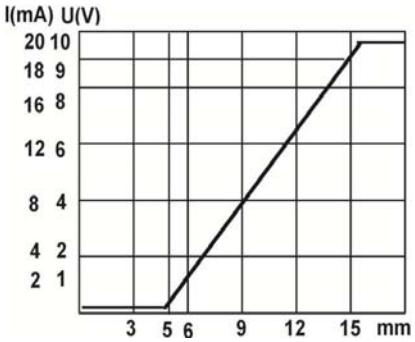	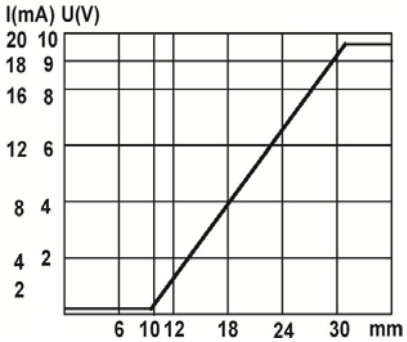
	-	-
Inductive voltage & Current output	D5B1-Q4015G-MEA4 41	D5B2-Q4030G-MEA4 41
	-	-
Wiring diagram number		
Dimensions (unit: mm)	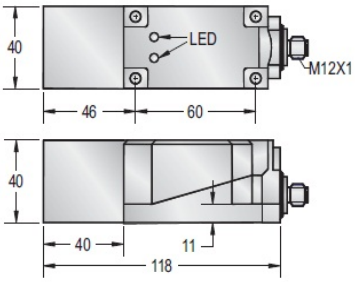	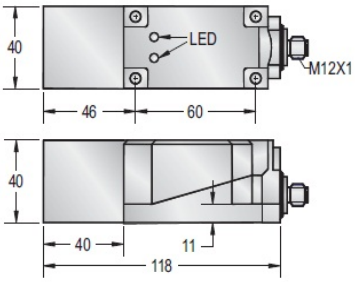
Cable 2M (PVC)	M12 connector	M12 connector
Weight	approx. 290 g	approx. 290 g

Subject to modifications without notice

Tel: +86-755-2646 7962 Fax: +86-755-2646 7925 MSN: dfan852@hotmail.com
Web: www.mountiger.com E-mail: sales@mountiger.com QQ: 873764592

Mountiger Sensing the future

MIN Q SERIES INDUCTIVE PROXIMITY SWITCH

Diameter	Sn (mm)	Shielded/ non-Shielded	Housing Material	Function	Sensing Face	Power	Page
Q8	1.5mm	Non-Shielded	Polycarbonate	DC 3-Wire	Front	10-30VDC	A11-01
Q8	1.5mm	Non-Shielded	Polycarbonate	DC 3-Wire	Top	10-30VDC	A11-01
Q8	1.5mm	Non-Shielded	Polycarbonate	DC 2-Wire	Front	10-30VDC	A11-02
Q8	1.5mm	Non-Shielded	Polycarbonate	DC 2-Wire	Top	10-30VDC	A11-02
Q10	2.0mm	Non-Shielded	Polycarbonate	DC 3-Wire	Front	10-30VDC	A11-03
Q10	2.0mm	Non-Shielded	Polycarbonate	DC 2-Wire	Front	10-30VDC	A11-03
Q12	2.0mm	Non-Shielded	Polycarbonate	DC 3-Wire	Front	10-30VDC	A11-04
Q12	3.0mm	Non-Shielded	Polycarbonate	DC 3-Wire	Front	10-30VDC	A11-04
Q12	2.0mm	Non-Shielded	Polycarbonate	DC 2-Wire	Front	10-30VDC	A11-05
Q12	3.0mm	Non-Shielded	Polycarbonate	DC 2-Wire	Front	10-30VDC	A11-05

MIN Q SERIES INDUCTIVE PROXIMITY SWITCH (Q8)

Diameter	Q8		Q8	
Shielded/non-Shielded	Non-Shiedled		Non-Shiedled	
Switching Distance Sn mm	1.5 mm		1.5 mm	
Housing Material	Polycarbonate		Polycarbonate	
With LED/Without LED	With LED		With LED	
Picture				
Operating Voltage	10-30VDC		10-30VDC	
Ripple	<10%		<10%	
No Load Current	<10mA		<10mA	
Max. Load Current	200mA		200mA	
Leakge Current	<0.01mA		<0.01mA	
Voltage Drop	< 1.5V		< 1.5V	
Switching Frequency	500HZ		500HZ	
Response Time	0.5ms/0.5ms		0.5ms/0.5ms	
Switching Hysteresis	<15%(sr)		<15%(sr)	
Repeat Accuracy	<0.04mm		<0.04mm	
Protection Category	IP67		IP67	
Operating Temperature	-25 ℃ - +70 ℃		-25 ℃ - +70 ℃	
Temperature Drift	<10%(sr)		<10%(sr)	
Short Circuit Protection	YES		YES	
Overload Trip Point	220mA		220mA	
Material Active Face	Polycarbonate		Polycarbonate	
DC 3 wire 10-30V NPN N.O.	D1P2-Q881.5N-O3A2/F	1	D1P2-Q881.5N-O3A2/T	1
DC 3 wire 10-30V NPN N.C.	D1P2-Q881.5N-C3A2/F	2	D1P2-Q881.5N-C3A2/T	2
DC 3 wire 10-30V PNP N.O.	D1P2-Q881.5P-O3A2/F	3	D1P2-Q881.5P-O3A2/T	3
DC 3 wire 10-30V PNP N.C.	D1P2-Q881.5P-C3A2/F	4	D1P2-Q881.5P-C3A2/T	4
DC 4 wire 10-30V Changeover PNP (N.O. & N.C.)	-		-	
DC 4 wire 10-30V Changeover NPN (N.O. & N.C.)	-		-	
DC 2 wire 10-30V N.O.	-		-	
DC 2 wire 10-30V N.C.	-		-	
DC 3 wire 10-55v NPN N.O.	-		-	
DC 3 wire 10-55v NPN N.C.	-		-	
DC 3 wire 10-55v PNP N.O.	-		-	
DC 3 wire 10-55v PNP N.C.	-		-	
DC 3 wire 5-36V PNP N.C.	-		-	
DC 3 wire 5-36V PNP N.O.	-		-	
	-		-	
	-		-	
	-		-	
	-		-	
Wiring diagram number				
Dimensions (unit: mm)	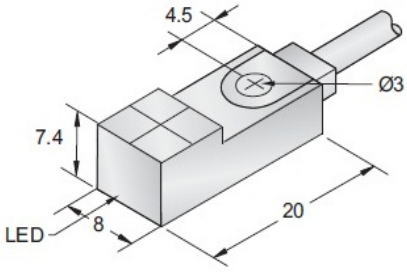		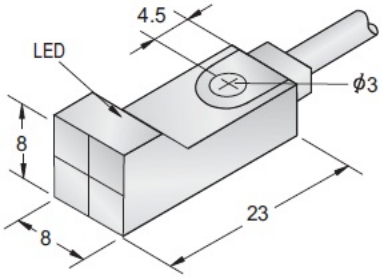	
Cable 2M (PUR)	2.7φ 3x0.15		2.7φ 3x0.15	
Weight	approx.12 g		approx.12 g	

Subject to modifications without notice

Tel: +86-755-2646 7962 Fax: +86-755-2646 7925 MSN: dfan852@hotmail.com
Web: www.mountiger.com E-mail: sales@mountiger.com QQ: 873764592

Mountiger Sensing the future

MIN Q SERIES INDUCTIVE PROXIMITY SWITCH (Q8)

Diameter	Q8		Q8	
Shielded/non-Shielded	Non-Shiedled		Non-Shiedled	
Switching Distance Sn mm	2.5 mm		2.5 mm	
Housing Material	Polycarbonate		Polycarbonate	
With LED/Without LED	With LED		With LED	
Picture				
Operating Voltage	10-30VDC		10-30VDC	
Ripple	<10%		<10%	
No Load Current	<0.8mA		<0.8mA	
Max. Load Current	100mA		100mA	
Leakge Current	<0.8mA		<0.8mA	
Voltage Drop	< 6V		< 6V	
Switching Frequency	1K HZ		1K HZ	
Response Time	0.2ms/0.2ms		0.2ms/0.2ms	
Switching Hysteresis	<15%(sr)		<15%(sr)	
Repeat Accuracy	<0.04mm		<0.04mm	
Protection Category	IP67		IP67	
Operating Temperature	-25 ℃ - +70 ℃		-25 ℃ - +70 ℃	
Temperature Drift	<10%(sr)		<10%(sr)	
Short Circuit Protection	YES		YES	
Overload Trip Point	120mA		120mA	
Material Active Face	Polycarbonate		Polycarbonate	
DC 3 wire 10-30V NPN N.O.	-		-	
DC 3 wire 10-30V NPN N.C.	-		-	
DC 3 wire 10-30V PNP N.O.	-		-	
DC 3 wire 10-30V PNP N.C.	-		-	
DC 4 wire 10-30V Changeover PNP (N.O. & N.C.)	-		-	
DC 4 wire 10-30V Changeover NPN (N.O. & N.C.)	-		-	
DC 2 wire 10-30V N.O.	D1P2-Q882.5C-O2A2/F	7	D1P2-Q882.5C-O2A2/T	7
DC 2 wire 10-30V N.C.	D1P2-Q882.5C-C2A2/F	8	D1P2-Q882.5C-C2A2/T	8
DC 3 wire 10-55v NPN N.O.	-		-	
DC 3 wire 10-55v NPN N.C.	-		-	
DC 3 wire 10-55v PNP N.O.	-		-	
DC 3 wire 10-55v PNP N.C.	-		-	
DC 3 wire 5-36V PNP N.C.	-		-	
DC 3 wire 5-36V PNP N.O.	-		-	
	-		-	
	-		-	
	-		-	
	-		-	
Wiring diagram number				
Dimensions (unit: mm)	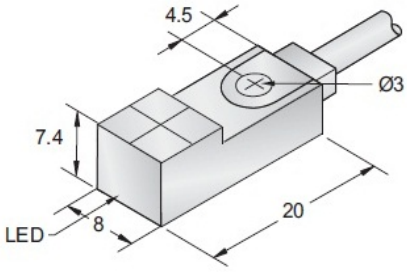		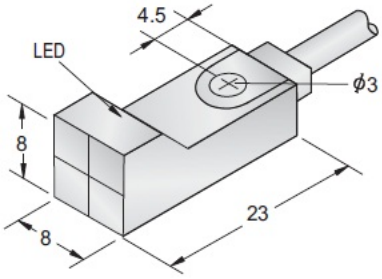	
Cable 2M (PUR)	2.7φ 3x0.15		2.7φ 3x0.15	
Weight	approx.12 g		approx.12 g	

Subject to modifications without notice

Tel: +86-755-2646 7962 Fax: +86-755-2646 7925 MSN: dfan852@hotmail.com
Web: www.mountiger.com E-mail: sales@mountiger.com QQ: 873764592

Mountiger Sensing the future

MIN Q SERIES INDUCTIVE PROXIMITY SWITCH (Q10)

Diameter	Q10		Q10	
Shielded/non-Shielded	Non-Shiedled		Non-Shiedled	
Switching Distance Sn mm	2 mm		2 mm	
Housing Material	Polycarbonate		Polycarbonate	
With LED/Without LED	With LED		With LED	
Picture				
Operating Voltage	10-30VDC		10-30VDC	
Ripple	<10%		<10%	
No Load Current	<10mA		<0.8mA	
Max. Load Current	200mA		100mA	
Leakge Current	<0.01mA		<0.8mA	
Voltage Drop	< 1.5V		< 6V	
Switching Frequency	250Hz		1K HZ	
Response Time	0.5ms/0.5ms		0.2ms/0.2ms	
Switching Hysteresis	<15%(sr)		<15%(sr)	
Repeat Accuracy	<0.04mm		<0.04mm	
Protection Category	IP67		IP67	
Operating Temperature	-25 ℃ - +70 ℃		-25 ℃ - +70 ℃	
Temperature Drift	<10%(sr)		<10%(sr)	
Short Circuit Protection	YES		YES	
Overload Trip Point	220mA		120mA	
Material Active Face	Polycarbonate		Polycarbonate	
DC 3 wire 10-30V NPN N.O.	D1P2-Q1002N-O3A2/F	1	-	
DC 3 wire 10-30V NPN N.C.	D1P2-Q1002N-C3A2/F	2	-	
DC 3 wire 10-30V PNP N.O.	D1P2-Q1002P-O3A2/F	3	-	
DC 3 wire 10-30V PNP N.C.	D1P2-Q1002P-C3A2/F	4	-	
DC 4 wire 10-30V Changeover PNP (N.O. & N.C.)	-		-	
DC 4 wire 10-30V Changeover NPN (N.O. & N.C.)	-		-	
DC 2 wire 10-30V N.O.	-		D1P2-Q1002C-O2A2/F	7
DC 2 wire 10-30V N.C.	-		D1P2-Q1002C-C2A2/F	8
DC 3 wire 10-55v NPN N.O.	-		-	
DC 3 wire 10-55v NPN N.C.	-		-	
DC 3 wire 10-55v PNP N.O.	-		-	
DC 3 wire 10-55v PNP N.C.	-		-	
DC 3 wire 5-36V PNP N.C.	-		-	
DC 3 wire 5-36V PNP N.O.	-		-	
	-		-	
	-		-	
	-		-	
	-		-	
Wiring diagram number				
Dimensions (unit: mm)	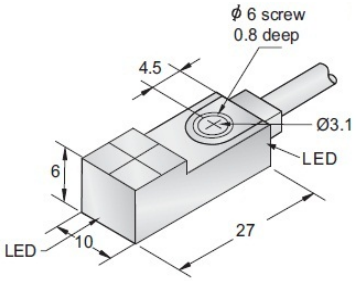		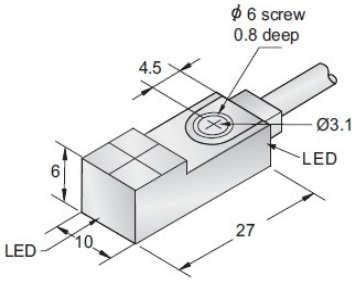	
Cable 2M (PUR)	2.7φ 3x0.15		3φ 2x0.15	
Weight	approx.12 g		approx.20 g	

Subject to modifications without notice

Tel: +86-755-2646 7962 Fax: +86-755-2646 7925 MSN: dfan852@hotmail.com
Web: www.mountiger.com E-mail: sales@mountiger.com QQ: 873764592

Mountiger Sensing the future

MIN Q SERIES INDUCTIVE PROXIMITY SWITCH (Q12)

Diameter	Q12		Q12	
Shielded/non-Shielded	Non-Shiedled		Non-Shiedled	
Switching Distance Sn mm	2 mm		3 mm	
Housing Material	Polycarbonate		Polycarbonate	
With LED/Without LED	With LED		With LED	
Picture				
Operating Voltage	10-30VDC		10-30VDC	
Ripple	<10%		<10%	
No Load Current	<10mA		<10mA	
Max. Load Current	200mA		200mA	
Leakge Current	<0.01mA		<0.01mA	
Voltage Drop	< 1.5V		< 1.5V	
Switching Frequency	500HZ		500HZ	
Response Time	0.5ms/0.5ms		0.5ms/0.5ms	
Switching Hysteresis	<15%(sr)		<15%(sr)	
Repeat Accuracy	<0.04mm		<0.04mm	
Protection Category	IP67		IP67	
Operating Temperature	-25 ℃ - +70 ℃		-25 ℃ - +70 ℃	
Temperature Drift	<10%(sr)		<10%(sr)	
Short Circuit Protection	YES		YES	
Overload Trip Point	220mA		220mA	
Material Active Face	Polycarbonate		Polycarbonate	
DC 3 wire 10-30V NPN N.O.	D1P2-Q1202N-O3A2/F	1	D1P2-Q1203N-O3A2/F	1
DC 3 wire 10-30V NPN N.C.	D1P2-Q1202N-C3A2/F	2	D1P2-Q1203N-C3A2/F	2
DC 3 wire 10-30V PNP N.O.	D1P2-Q1202P-O3A2/F	3	D1P2-Q1203P-O3A2/F	3
DC 3 wire 10-30V PNP N.C.	D1P2-Q1202P-C3A2/F	4	D1P2-Q1203P-C3A2/F	4
DC 4 wire 10-30V Changeover PNP (N.O. & N.C.)	-		-	
DC 4 wire 10-30V Changeover NPN (N.O. & N.C.)	-		-	
DC 2 wire 10-30V N.O.	-		-	
DC 2 wire 10-30V N.C.	-		-	
DC 3 wire 10-55v NPN N.O.	-		-	
DC 3 wire 10-55v NPN N.C.	-		-	
DC 3 wire 10-55v PNP N.O.	-		-	
DC 3 wire 10-55v PNP N.C.	-		-	
DC 3 wire 5-36V PNP N.C.	-		-	
DC 3 wire 5-36V PNP N.O.	-		-	
	-		-	
	-		-	
	-		-	
Wiring diagram number				
Dimensions (unit: mm)	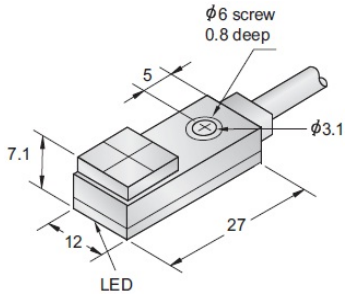		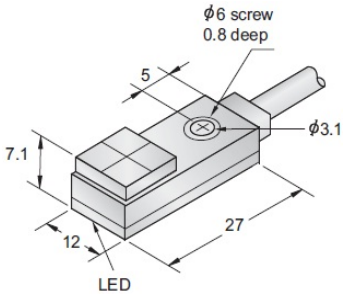	
Cable 2M (PUR)	2.7φ 3x0.15		2.7φ 3x0.15	
Weight	approx.20 g		approx.20 g	

Subject to modifications without notice

Tel: +86-755-2646 7962 Fax: +86-755-2646 7925 MSN: dfan852@hotmail.com
Web: www.mountiger.com E-mail: sales@mountiger.com QQ: 873764592

Mountiger Sensing the future

MIN Q SERIES INDUCTIVE PROXIMITY SWITCH (Q12)

Diameter	Q12		Q12	
Shielded/non-Shielded	Non-Shiedled		Non-Shiedled	
Switching Distance Sn mm	2 mm		3 mm	
Housing Material	Polycarbonate		Polycarbonate	
With LED/Without LED	With LED		With LED	
Picture				
Operating Voltage	10-30VDC		10-30VDC	
Ripple	<10%		<10%	
No Load Current	<0.8mA		<0.8mA	
Max. Load Current	100mA		100mA	
Leakge Current	<0.8mA		<0.8mA	
Voltage Drop	< 6V		< 6V	
Switching Frequency	1K HZ		1K HZ	
Response Time	0.2ms/0.2ms		0.2ms/0.2ms	
Switching Hysteresis	<15%(sr)		<15%(sr)	
Repeat Accuracy	<0.04mm		<0.04mm	
Protection Category	IP67		IP67	
Operating Temperature	-25 ℃ - +70 ℃		-25 ℃ - +70 ℃	
Temperature Drift	<10%(sr)		<10%(sr)	
Short Circuit Protection	YES		YES	
Overload Trip Point	120mA		120mA	
Material Active Face	Polycarbonate		Polycarbonate	
DC 3 wire 10-30V NPN N.O.	-		-	
DC 3 wire 10-30V NPN N.C.	-		-	
DC 3 wire 10-30V PNP N.O.	-		-	
DC 3 wire 10-30V PNP N.C.	-		-	
DC 4 wire 10-30V Changeover PNP (N.O. & N.C.)	-		-	
DC 4 wire 10-30V Changeover NPN (N.O. & N.C.)	-		-	
DC 2 wire 10-30V N.O.	D1P2-Q1202C-O2A2/F	7	D1P2-Q1203C-O2A2/F	7
DC 2 wire 10-30V N.C.	D1P2-Q1202C-C2A2/F	8	D1P2-Q1203C-C2A2/F	8
DC 3 wire 10-55v NPN N.O.	-		-	
DC 3 wire 10-55v NPN N.C.	-		-	
DC 3 wire 10-55v PNP N.O.	-		-	
DC 3 wire 10-55v PNP N.C.	-		-	
DC 3 wire 5-36V PNP N.C.	-		-	
DC 3 wire 5-36V PNP N.O.	-		-	
	-		-	
	-		-	
	-		-	
	-		-	
Wiring diagram number				
Dimensions (unit: mm)	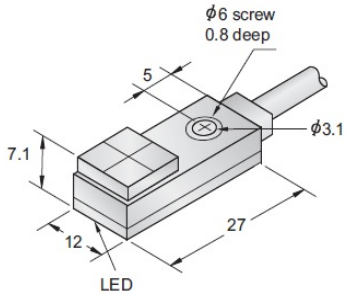		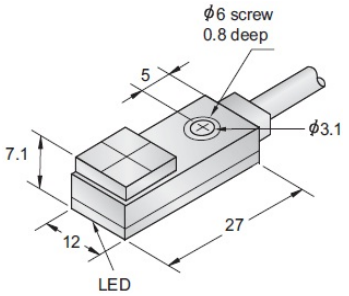	
Cable 2M (PUR)	3φ 3x0.15		3φ 3x0.15	
Weight	approx.20 g		approx.20 g	

Subject to modifications without notice

Tel: +86-755-2646 7962 Fax: +86-755-2646 7925 MSN: dfan852@hotmail.com
Web: www.mountiger.com E-mail: sales@mountiger.com QQ: 873764592

Mountiger Sensing the future

DC HIGH TEMPERATURE INDUCTIVE PROXIMITY SWITCH

Type	Sn (mm)	Shielded/ non-Shielded	Housing Material	Housing Size(mm)	Temperature (°Centigrade)	Power	Page
M 8	1mm / 2mm	Shielded/ Non-Shiedled	stainless steel	M8x45	120°C	10-30VDC	A12-01
M 8	2mm / 4mm	Shielded/ Non-Shiedled	stainless steel	M8x45	120°C	10-30VDC	A12-01
M12	2mm / 4mm	Shielded/ Non-Shiedled	stainless steel	M12x50	120°C	10-30VDC	A12-02
M12	4mm / 8mm	Shielded/ Non-Shiedled	stainless steel	M12x50	120°C	10-30VDC	A12-02
M12	2mm / 4mm	Shielded/ Non-Shiedled	stainless steel	M12x50	150°C	10-30VDC	A12-03
M12	4mm / 8mm	Shielded/ Non-Shiedled	stainless steel	M12x50	150°C	10-30VDC	A12-03
M18	5mm / 8mm	Shielded/ Non-Shiedled	stainless steel	M18x55	120°C	10-30VDC	A12-04
M18	8mm / 16mm	Shielded/ Non-Shiedled	stainless steel	M18x55	120°C	10-30VDC	A12-04
M18	5mm / 8mm	Shielded/ Non-Shiedled	stainless steel	M18x55	150°C	10-30VDC	A12-05
M18	8mm / 16mm	Shielded/ Non-Shiedled	stainless steel	M18x55	150°C	10-30VDC	A12-05
M18	5mm / 8mm	Shielded/ Non-Shiedled	stainless steel	M18x55	180°C	10-30VDC	A12-06
M18	8mm / 16mm	Shielded/ Non-Shiedled	stainless steel	M18x55	180°C	10-30VDC	A12-06
M30	10mm / 15mm	Shielded/ Non-Shiedled	stainless steel	M30x55	120°C	10-30VDC	A12-07
M30	16mm / 25mm	Shielded/ Non-Shiedled	stainless steel	M30x55	120°C	10-30VDC	A12-07
M30	10mm / 15mm	Shielded/ Non-Shiedled	stainless steel	M30x55	150°C	10-30VDC	A12-08
M30	16mm / 25mm	Shielded/ Non-Shiedled	stainless steel	M30x55	150°C	10-30VDC	A12-08
M30	10mm / 15mm	Shielded/ Non-Shiedled	stainless steel	M30x55	180°C	10-30VDC	A12-09
M30	16mm / 25mm	Shielded/ Non-Shiedled	stainless steel	M30x55	180°C	10-30VDC	A12-09

DC HIGH TEMPERATURE INDUCTIVE PROXIMITY SWITCH(M8)

Diameter	M8		M8	
Shielded/non-Shielded	Shielded/ Non-Shiedled		Shielded/ Non-Shiedled	
Switching Distance Sn mm	1mm / 2mm		2mm / 4mm	
Housing Material	stainless steel		stainless steel	
With LED/Without LED	Without LED		Without LED	
Picture				
Operating Voltage	10-30VDC		10-30VDC	
Ripple	<10%		<10%	
No Load Current	<10mA		<10mA	
Max. Load Current	120mA		120mA	
Leakge Current	<0.01mA		<0.01mA	
Voltage Drop	<1.5V		<1.5V	
Switching Frequency	1KHZ / 800HZ		800HZ / 500HZ	
Response Time	0.1ms/0.1ms / 0.2ms/0.2ms		0.1ms/0.1ms / 0.2ms/0.2ms	
Switching Hysteresis	<15%(Sr)		<15%(Sr)	
Repeat Accuracy	<1.0%(Sr)		<1.0%(Sr)	
Protection Category	IP67		IP67	
Operating Temperature	-25 ℃ - +120 ℃		-25 ℃ - +120 ℃	
Temperature Drift	<10%(Sr)		<10%(Sr)	
Short Circuit Protection	YES		YES	
Overload Trip Point	150mA		150mA	
Material Active Face	PTFE		PTFE	
DC 3 wire 10-30V NPN N.O.	T1S1-M0801N-O3A2-120 ¦ T1S2-M0802N-O3A2-120	1	T1S1-M0802N-O3A2-120 ¦ T1S2-M0804N-O3A2-120	1
DC 3 wire 10-30V NPN N.C.	T1S1-M0801N-C3A2-120 ¦ T1S2-M0802N-C3A2-120	2	T1S1-M0802N-C3A2-120 ¦ T1S2-M0804N-C3A2-120	2
DC 3 wire 10-30V PNP N.O.	T1S1-M0801P-O3A2-120 ¦ T1S2-M0802P-O3A2-120	3	T1S1-M0802P-O3A2-120 ¦ T1S2-M0804P-O3A2-120	3
DC 3 wire 10-30V PNP N.C.	T1S1-M0801P-C3A2-120 ¦ T1S2-M0802P-C3A2-120	4	T1S1-M0802P-C3A2-120 ¦ T1S2-M0804P-C3A2-120	4
DC 4 wire 10-30V Changeover PNP (N.O. & N.C.)	-		-	
DC 4 wire 10-30V Changeover NPN (N.O. & N.C.)	-		-	
DC 2 wire 10-60V N.O.	-		-	
DC 2 wire 10-60V N.C.	-		-	
DC 3 wire 10-55V NPN N.O.	-		-	
DC 3 wire 10-55V NPN N.C.	-		-	
DC 3 wire 10-55V PNP N.O.	-		-	
DC 3 wire 10-55V PNP N.C.	-		-	
DC 3 wire 5-36V PNP N.C.	-		-	
DC 3 wire 5-36V PNP N.O.	-		-	
DC 3 wire 5-36V NPN N.C.	-		-	
DC 3 wire 5-36V NPN N.O.	-		-	
DC 4 wire 5-36V Changeover PNP (N.O & N.C.)	-		-	
DC 4 wire 5-36V Changeover NPN (N.O & N.C.)	-		-	
Wiring diagram number				
Dimensions (unit: mm)	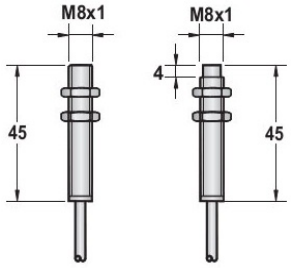		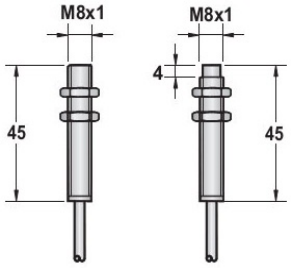	
Cable 2M (PTFE or Silicone)	3.5φ3x0.34 PTFE or 4.8φ3x0.34 Silicone		3.5φ3x0.34 PTFE or 4.8φ3x0.34 Silicone	
Weight	approx.80 g		approx.80 g	

Subject to modifications without notice

Tel: +86-755-2646 7962 Fax: +86-755-2646 7925 MSN: dfan852@hotmail.com
Web: www.mountiger.com E-mail: sales@mountiger.com QQ: 873764592

Mountiger Sensing the future

DC HIGH TEMPERATURE INDUCTIVE PROXIMITY SWITCH(M12)

Diameter	M12		M12	
Shielded/non-Shielded	Shielded/ Non-Shiedled		Shielded/ Non-Shiedled	
Switching Distance Sn mm	2mm / 4mm		4mm / 8mm	
Housing Material	stainless steel		stainless steel	
With LED/Without LED	Without LED		Without LED	
Picture				
Operating Voltage	10-30VDC		10-30VDC	
Ripple	<10%		<10%	
No Load Current	<10mA		<10mA	
Max. Load Current	150mA		150mA	
Leakge Current	<0.01mA		<0.01mA	
Voltage Drop	<1.5V		<1.5V	
Switching Frequency	1KHZ / 800HZ		800HZ / 500HZ	
Response Time	0.1ms / 0.2ms		0.2ms / 0.5ms	
Switching Hysteresis	<15%(Sr)		<15%(Sr)	
Repeat Accuracy	<1.0%(Sr)		<1.0%(Sr)	
Protection Category	IP67		IP67	
Operating Temperature	-25 ℃ - +120 ℃		-25 ℃ - +120 ℃	
Temperature Drift	<10%(Sr)		<10%(Sr)	
Short Circuit Protection	YES		YES	
Overload Trip Point	170mA		170mA	
Material Active Face	PTFE		PTFE	
DC 3 wire 10-30V NPN N.O.	T1S1-M1202N-O3A2-120 ¦ T1S2-M1204N-O3A2-120	1	T1S1-M1204N-O3A2-120 ¦ T1S2-M1208N-O3A2-120	1
DC 3 wire 10-30V NPN N.C.	T1S1-M1202N-C3A2-120 ¦ T1S2-M1204N-C3A2-120	2	T1S1-M1204N-C3A2-120 ¦ T1S2-M1208N-C3A2-120	2
DC 3 wire 10-30V PNP N.O.	T1S1-M1202P-O3A2-120 ¦ T1S2-M1204P-O3A2-120	3	T1S1-M1204P-O3A2-120 ¦ T1S2-M1208P-O3A2-120	3
DC 3 wire 10-30V PNP N.C.	T1S1-M1202P-C3A2-120 ¦ T1S2-M1204P-C3A2-120	4	T1S1-M1204P-C3A2-120 ¦ T1S2-M1208P-C3A2-120	4
DC 4 wire 10-30V Changeover PNP (N.O. & N.C.)	-		-	
DC 4 wire 10-30V Changeover NPN (N.O. & N.C.)	-		-	
DC 2 wire 10-60V N.O.	-		-	
DC 2 wire 10-60V N.C.	-		-	
DC 3 wire 10-55V NPN N.O.	-		-	
DC 3 wire 10-55V NPN N.C.	-		-	
DC 3 wire 10-55V PNP N.O.	-		-	
DC 3 wire 10-55V PNP N.C.	-		-	
DC 3 wire 5-36V PNP N.C.	-		-	
DC 3 wire 5-36V PNP N.O.	-		-	
DC 3 wire 5-36V NPN N.C.	-		-	
DC 3 wire 5-36V NPN N.O.	-		-	
DC 4 wire 5-36V Changeover PNP (N.O & N.C.)	-		-	
DC 4 wire 5-36V Changeover NPN (N.O & N.C.)	-		-	
Wiring diagram number				
Dimensions (unit: mm)	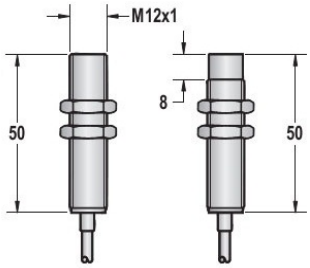		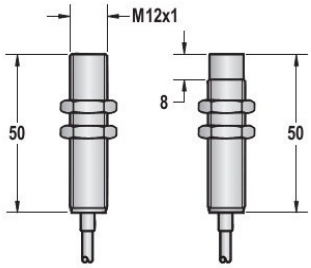	
Cable 2M (PTFE)	3.5φ3x0.34 PTFE or 4.8φ3x0.34 Silicone		3.5φ3x0.34 PTFE or 4.8φ3x0.34 Silicone	
Weight	approx.140g		approx.140g	

Subject to modifications without notice

Tel: +86-755-2646 7962 Fax: +86-755-2646 7925 MSN: dfan852@hotmail.com
Web: www.mountiger.com E-mail: sales@mountiger.com QQ: 873764592

Mountiger Sensing the future

DC HIGH TEMPERATURE INDUCTIVE PROXIMITY SWITCH(M12)

Diameter	M12		M12	
Shielded/non-Shielded	Shielded/ Non-Shiedled		Shielded/ Non-Shiedled	
Switching Distance Sn mm	2mm / 4mm		4mm / 8mm	
Housing Material	stainless steel		stainless steel	
With LED/Without LED	Without LED		Without LED	
Picture				
Operating Voltage	10-30VDC		10-30VDC	
Ripple	<10%		<10%	
No Load Current	<10mA		<10mA	
Max. Load Current	100mA		100mA	
Leakge Current	<0.01mA		<0.01mA	
Voltage Drop	<1.5V		<1.5V	
Switching Frequency	800HZ / 500HZ		500HZ / 300HZ	
Response Time	0.2ms / 0.5ms		0.5ms / 0.5ms	
Switching Hysteresis	<15%(Sr)		<15%(Sr)	
Repeat Accuracy	<1.0%(Sr)		<1.0%(Sr)	
Protection Category	IP67		IP67	
Operating Temperature	-25 ℃ - +150 ℃		-25 ℃ - +150 ℃	
Temperature Drift	<10%(Sr)		<10%(Sr)	
Short Circuit Protection	YES		YES	
Overload Trip Point	120mA		120mA	
Material Active Face	PTFE		PTFE	
DC 3 wire 10-30V NPN N.O.	T1S1-M1202N-O3A2-150 ¦ T1S2-M1204N-O3A2-150	1	T1S1-M1204N-O3A2-150 ¦ T1S2-M1208N-O3A2-150	1
DC 3 wire 10-30V NPN N.C.	T1S1-M1202N-C3A2-150 ¦ T1S2-M1204N-C3A2-150	2	T1S1-M1204N-C3A2-150 ¦ T1S2-M1208N-C3A2-150	2
DC 3 wire 10-30V PNP N.O.	T1S1-M1202P-O3A2-150 ¦ T1S2-M1204P-O3A2-150	3	T1S1-M1204P-O3A2-150 ¦ T1S2-M1208P-O3A2-150	3
DC 3 wire 10-30V PNP N.C.	T1S1-M1202P-C3A2-150 ¦ T1S2-M1204P-C3A2-150	4	T1S1-M1204P-C3A2-150 ¦ T1S2-M1208P-C3A2-150	4
DC 4 wire 10-30V Changeover PNP (N.O. & N.C.)	-		-	
DC 4 wire 10-30V Changeover NPN (N.O. & N.C.)	-		-	
DC 2 wire 10-60V N.O.	-		-	
DC 2 wire 10-60V N.C.	-		-	
DC 3 wire 10-55V NPN N.O.	-		-	
DC 3 wire 10-55V NPN N.C.	-		-	
DC 3 wire 10-55V PNP N.O.	-		-	
DC 3 wire 10-55V PNP N.C.	-		-	
DC 3 wire 5-36V PNP N.C.	-		-	
DC 3 wire 5-36V PNP N.O.	-		-	
DC 3 wire 5-36V NPN N.C.	-		-	
DC 3 wire 5-36V NPN N.O.	-		-	
DC 4 wire 5-36V Changeover PNP (N.O & N.C.)	-		-	
DC 4 wire 5-36V Changeover NPN (N.O & N.C.)	-		-	
Wiring diagram number				
Dimensions (unit: mm)	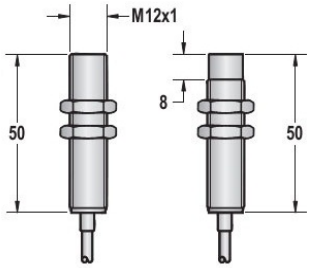		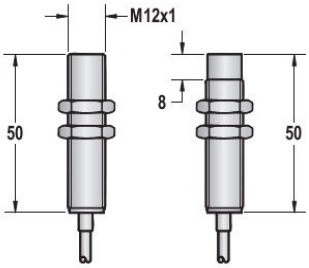	
Cable 2M (PTFE)	3.5φ3x0.34 PTFE or 4.8φ3x0.34 Silicone		3.5φ3x0.34 PTFE or 4.8φ3x0.34 Silicone	
Weight	approx.140g		approx.140g	

Subject to modifications without notice

Tel: +86-755-2646 7962 Fax: +86-755-2646 7925 MSN: dfan852@hotmail.com
Web: www.mountiger.com E-mail: sales@mountiger.com QQ: 873764592

Mountiger Sensing the future

DC HIGH TEMPERATURE INDUCTIVE PROXIMITY SWITCH(M18)

Diameter	M18		M18	
Shielded/non-Shielded	Shielded/ Non-Shiedled		Shielded/ Non-Shiedled	
Switching Distance Sn mm	5mm / 8mm		8mm / 16mm	
Housing Material	stainless steel		stainless steel	
With LED/Without LED	Without LED		Without LED	
Picture				
Operating Voltage	10-30VDC		10-30VDC	
Ripple	<10%		<10%	
No Load Current	<10mA		<10mA	
Max. Load Current	150mA		120mA	
Leakge Current	<0.01mA		<0.01mA	
Voltage Drop	<1.5V		<1.5V	
Switching Frequency	400HZ / 300HZ		400HZ / 300HZ	
Response Time	0.5ms / 0.5ms		0.5ms / 0.5ms	
Switching Hysteresis	<15%(Sr)		<15%(Sr)	
Repeat Accuracy	<1.0%(Sr)		<1.0%(Sr)	
Protection Category	IP67		IP67	
Operating Temperature	-25 ℃ - +120 ℃		-25 ℃ - +120 ℃	
Temperature Drift	<10%(Sr)		<10%(Sr)	
Short Circuit Protection	YES		YES	
Overload Trip Point	170mA		150mA	
Material Active Face	PTFE		PTFE	
DC 3 wire 10-30V NPN N.O.	T1S1-M1805N-O3A2-120 ¦ T1S2-M1808N-O3A2-120	1	T1S1-M1808N-O3A2-120 ¦ T1S2-M1816N-O3A2-120	1
DC 3 wire 10-30V NPN N.C.	T1S1-M1805N-C3A2-120 ¦ T1S2-M1808N-C3A2-120	2	T1S1-M1808N-C3A2-120 ¦ T1S2-M1816N-C3A2-120	2
DC 3 wire 10-30V PNP N.O.	T1S1-M1805P-O3A2-120 ¦ T1S2-M1808P-O3A2-120	3	T1S1-M1808P-O3A2-120 ¦ T1S2-M1816P-O3A2-120	3
DC 3 wire 10-30V PNP N.C.	T1S1-M1805P-C3A2-120 ¦ T1S2-M1808P-C3A2-120	4	T1S1-M1808P-C3A2-120 ¦ T1S2-M1816P-C3A2-120	4
DC 4 wire 10-30V Changeover PNP (N.O. & N.C.)	-		-	
DC 4 wire 10-30V Changeover NPN (N.O. & N.C.)	-		-	
DC 2 wire 10-60V N.O.	-		-	
DC 2 wire 10-60V N.C.	-		-	
DC 3 wire 10-55V NPN N.O.	-		-	
DC 3 wire 10-55V NPN N.C.	-		-	
DC 3 wire 10-55V PNP N.O.	-		-	
DC 3 wire 10-55V PNP N.C.	-		-	
DC 3 wire 5-36V PNP N.C.	-		-	
DC 3 wire 5-36V PNP N.O.	-		-	
DC 3 wire 5-36V NPN N.C.	-		-	
DC 3 wire 5-36V NPN N.O.	-		-	
DC 4 wire 5-36V Changeover PNP (N.O & N.C.)	-		-	
DC 4 wire 5-36V Changeover NPN (N.O & N.C.)	-		-	
Wiring diagram number				
Dimensions (unit: mm)	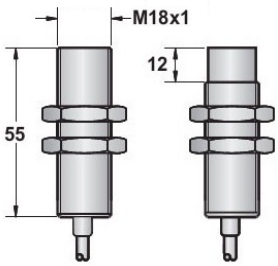		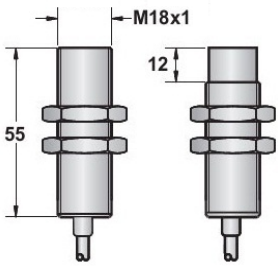	
Cable 2M (PTFE)	3.5φ3x0.34 PTFE or 4.8φ3x0.34 Silicone		3.5φ3x0.34 PTFE or 4.8φ3x0.34 Silicone	
Weight	approx.300g		approx.300g	

Subject to modifications without notice

Tel: +86-755-2646 7962 Fax: +86-755-2646 7925 MSN: dfan852@hotmail.com
Web: www.mountiger.com E-mail: sales@mountiger.com QQ: 873764592

Mountiger Sensing the future

DC HIGH TEMPERATURE INDUCTIVE PROXIMITY SWITCH(M18)

Diameter	M18		M18	
Shielded/non-Shielded	Shielded/ Non-Shiedled		Shielded/ Non-Shiedled	
Switching Distance Sn mm	5mm / 8mm		8mm / 16mm	
Housing Material	stainless steel		stainless steel	
With LED/Without LED	Without LED		Without LED	
Picture				
Operating Voltage	10-30VDC		10-30VDC	
Ripple	<10%		<10%	
No Load Current	<10mA		<10mA	
Max. Load Current	100mA		100mA	
Leakge Current	<0.01mA		<0.01mA	
Voltage Drop	<1.5V		<1.5V	
Switching Frequency	400HZ / 300HZ		400HZ / 300HZ	
Response Time	0.2ms/0.2ms / 0.5ms/0.5ms		0.2ms/0.2ms / 0.5ms/0.5ms	
Switching Hysteresis	<15%(Sr)		<15%(Sr)	
Repeat Accuracy	<1.0%(Sr)		<1.0%(Sr)	
Protection Category	IP67		IP67	
Operating Temperature	-25 ℃ - +150 ℃		-25 ℃ - +150 ℃	
Temperature Drift	<10%(Sr)		<10%(Sr)	
Short Circuit Protection	YES		YES	
Overload Trip Point	120mA		120mA	
Material Active Face	PTFE		PTFE	
DC 3 wire 10-30V NPN N.O.	T1S1-M1805N-O3A2-150 ¦ T1S2-M1808N-O3A2-150	1	T1S1-M1808N-O3A2-150 ¦ T1S2-M1816N-O3A2-150	1
DC 3 wire 10-30V NPN N.C.	T1S1-M1805N-C3A2-150 ¦ T1S2-M1808N-C3A2-150	2	T1S1-M1808N-C3A2-150 ¦ T1S2-M1816N-C3A2-150	2
DC 3 wire 10-30V PNP N.O.	T1S1-M1805P-O3A2-150 ¦ T1S2-M1808P-O3A2-150	3	T1S1-M1808P-O3A2-150 ¦ T1S2-M1816P-O3A2-150	3
DC 3 wire 10-30V PNP N.C.	T1S1-M1805P-C3A2-150 ¦ T1S2-M1808P-C3A2-150	4	T1S1-M1808P-C3A2-150 ¦ T1S2-M1816P-C3A2-150	4
DC 4 wire 10-30V Changeover PNP (N.O. & N.C.)	-		-	
DC 4 wire 10-30V Changeover NPN (N.O. & N.C.)	-		-	
DC 2 wire 10-60V N.O.	-		-	
DC 2 wire 10-60V N.C.	-		-	
DC 3 wire 10-55V NPN N.O.	-		-	
DC 3 wire 10-55V NPN N.C.	-		-	
DC 3 wire 10-55V PNP N.O.	-		-	
DC 3 wire 10-55V PNP N.C.	-		-	
DC 3 wire 5-36V PNP N.C.	-		-	
DC 3 wire 5-36V PNP N.O.	-		-	
DC 3 wire 5-36V NPN N.C.	-		-	
DC 3 wire 5-36V NPN N.O.	-		-	
DC 4 wire 5-36V Changeover PNP (N.O & N.C.)	-		-	
DC 4 wire 5-36V Changeover NPN (N.O & N.C.)	-		-	
Wiring diagram number				
Dimensions (unit: mm)	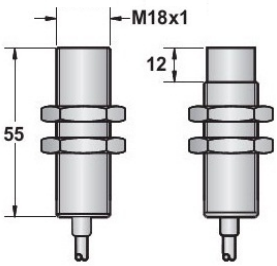		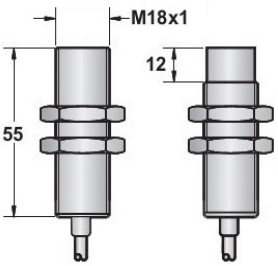	
Cable 2M (PTFE)	3.5φ3x0.34 PTFE or 4.8φ3x0.34 Silicone		3.5φ3x0.34 PTFE or 4.8φ3x0.34 Silicone	
Weight	approx.300g		approx.300g	

Subject to modifications without notice

Tel: +86-755-2646 7962 Fax: +86-755-2646 7925 MSN: dfan852@hotmail.com
Web: www.mountiger.com E-mail: sales@mountiger.com QQ: 873764592

Mountiger Sensing the future

DC HIGH TEMPERATURE INDUCTIVE PROXIMITY SWITCH(M18)

Diameter	M18		M18	
Shielded/non-Shielded	Shielded/ Non-Shiedled		Shielded/ Non-Shiedled	
Switching Distance Sn mm	5mm / 8mm		8mm / 16mm	
Housing Material	stainless steel		stainless steel	
With LED/Without LED	Without LED		Without LED	
Picture				
Operating Voltage	10-30VDC		10-30VDC	
Ripple	<10%		<10%	
No Load Current	<10mA		<10mA	
Max. Load Current	80mA		80mA	
Leakge Current	<0.01mA		<0.01mA	
Voltage Drop	<1.5V		<1.5V	
Switching Frequency	400HZ / 300HZ		400HZ / 300HZ	
Response Time	0.2ms/0.2ms / 0.5ms/0.5ms		0.2ms/0.2ms / 0.5ms/0.5ms	
Switching Hysteresis	<15%(Sr)		<15%(Sr)	
Repeat Accuracy	<1.0%(Sr)		<1.0%(Sr)	
Protection Category	IP67		IP67	
Operating Temperature	-25 ℃ - +180 ℃		-25 ℃ - +180 ℃	
Temperature Drift	<10%(Sr)		<10%(Sr)	
Short Circuit Protection	YES		YES	
Overload Trip Point	100mA		100mA	
Material Active Face	PTFE		PTFE	
DC 3 wire 10-30V NPN N.O.	T1S1-M1805N-O3A2-180 ¦ T1S2-M1808N-O3A2-180	1	T1S1-M1808N-O3A2-180 ¦ T1S2-M1816N-O3A2-180	1
DC 3 wire 10-30V NPN N.C.	T1S1-M1805N-C3A2-180 ¦ T1S2-M1808N-C3A2-180	2	T1S1-M1808N-C3A2-180 ¦ T1S2-M1816N-C3A2-180	2
DC 3 wire 10-30V PNP N.O.	T1S1-M1805P-O3A2-180 ¦ T1S2-M1808P-O3A2-180	3	T1S1-M1808P-O3A2-180 ¦ T1S2-M1816P-O3A2-180	3
DC 3 wire 10-30V PNP N.C.	T1S1-M1805P-C3A2-180 ¦ T1S2-M1808P-C3A2-180	4	T1S1-M1808P-C3A2-180 ¦ T1S2-M1816P-C3A2-180	4
DC 4 wire 10-30V Changeover PNP (N.O. & N.C.)	-		-	
DC 4 wire 10-30V Changeover NPN (N.O. & N.C.)	-		-	
DC 2 wire 10-60V N.O.	-		-	
DC 2 wire 10-60V N.C.	-		-	
DC 3 wire 10-55V NPN N.O.	-		-	
DC 3 wire 10-55V NPN N.C.	-		-	
DC 3 wire 10-55V PNP N.O.	-		-	
DC 3 wire 10-55V PNP N.C.	-		-	
DC 3 wire 5-36V PNP N.C.	-		-	
DC 3 wire 5-36V PNP N.O.	-		-	
DC 3 wire 5-36V NPN N.C.	-		-	
DC 3 wire 5-36V NPN N.O.	-		-	
DC 4 wire 5-36V Changeover PNP (N.O & N.C.)	-		-	
DC 4 wire 5-36V Changeover NPN (N.O & N.C.)	-		-	
Wiring diagram number				
Dimensions (unit: mm)	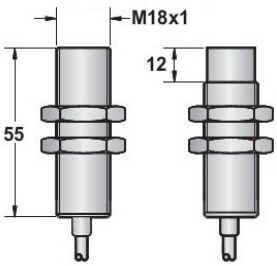		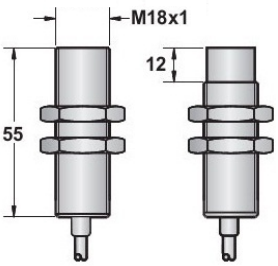	
Cable 2M (PTFE)	3.5φ3x0.34 PTFE or 4.8φ3x0.34 Silicone		3.5φ3x0.34 PTFE or 4.8φ3x0.34 Silicone	
Weight	approx.300g		approx.300g	

Subject to modifications without notice

Tel: +86-755-2646 7962 Fax: +86-755-2646 7925 MSN: dfan852@hotmail.com
Web: www.mountiger.com E-mail: sales@mountiger.com QQ: 873764592

Mountiger Sensing the future

DC HIGH TEMPERATURE INDUCTIVE PROXIMITY SWITCH(M30)

Diameter	M30		M30	
Shielded/non-Shielded	Shielded/ Non-Shiedled		Shielded/ Non-Shiedled	
Switching Distance Sn mm	10mm / 15mm		16mm / 25mm	
Housing Material	stainless steel		stainless steel	
With LED/Without LED	Without LED		Without LED	
Picture				
Operating Voltage	10-30VDC		10-30VDC	
Ripple	<10%		<10%	
No Load Current	<10mA		<10mA	
Max. Load Current	150mA		150mA	
Leakge Current	<0.01mA		<0.01mA	
Voltage Drop	<1.5V		<1.5V	
Switching Frequency	200HZ / 150HZ		200HZ / 150HZ	
Response Time	0.5ms / 1ms		0.5ms / 1ms	
Switching Hysteresis	<15%(Sr)		<15%(Sr)	
Repeat Accuracy	<1.0%(Sr)		<1.0%(Sr)	
Protection Category	IP67		IP67	
Operating Temperature	-25 ℃ - +120 ℃		-25 ℃ - +120 ℃	
Temperature Drift	<10%(Sr)		<10%(Sr)	
Short Circuit Protection	YES		YES	
Overload Trip Point	170mA		170mA	
Material Active Face	PTFE		PTFE	
DC 3 wire 10-30V NPN N.O.	T1S1-M3010N-O3A2-120 ¦ T1S2-M3015N-O3A2-120	1	T1S1-M3016N-O3A2-120 ¦ T1S2-M3025N-O3A2-120	1
DC 3 wire 10-30V NPN N.C.	T1S1-M3010N-C3A2-120 ¦ T1S2-M3015N-C3A2-120	2	T1S1-M3016N-C3A2-120 ¦ T1S2-M3025N-C3A2-120	2
DC 3 wire 10-30V PNP N.O.	T1S1-M3010P-O3A2-120 ¦ T1S2-M3015P-O3A2-120	3	T1S1-M3016P-O3A2-120 ¦ T1S2-M3025P-O3A2-120	3
DC 3 wire 10-30V PNP N.C.	T1S1-M3010P-C3A2-120 ¦ T1S2-M3015P-C3A2-120	4	T1S1-M3016P-C3A2-120 ¦ T1S2-M3025P-C3A2-120	4
DC 4 wire 10-30V Changeover PNP (N.O. & N.C.)	-		-	
DC 4 wire 10-30V Changeover NPN (N.O. & N.C.)	-		-	
DC 2 wire 10-60V N.O.	-		-	
DC 2 wire 10-60V N.C.	-		-	
DC 3 wire 10-55V NPN N.O.	-		-	
DC 3 wire 10-55V NPN N.C.	-		-	
DC 3 wire 10-55V PNP N.O.	-		-	
DC 3 wire 10-55V PNP N.C.	-		-	
DC 3 wire 5-36V PNP N.C.	-		-	
DC 3 wire 5-36V PNP N.O.	-		-	
DC 3 wire 5-36V NPN N.C.	-		-	
DC 3 wire 5-36V NPN N.O.	-		-	
DC 4 wire 5-36V Changeover PNP (N.O & N.C.)	-		-	
DC 4 wire 5-36V Changeover NPN (N.O & N.C.)	-		-	
Wiring diagram number				
Dimensions (unit: mm)	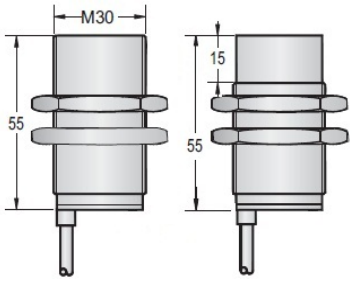		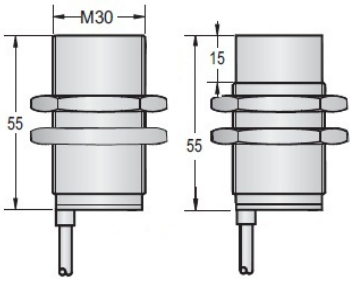	
Cable 2M (PTFE)	3.5φ3x0.34 PTFE or 4.8φ3x0.34 Silicone		3.5φ3x0.34 PTFE or 4.8φ3x0.34 Silicone	
Weight	approx.420g		approx.420g	

Subject to modifications without notice

Tel: +86-755-2646 7962 Fax: +86-755-2646 7925 MSN: dfan852@hotmail.com
Web: www.mountiger.com E-mail: sales@mountiger.com QQ: 873764592

Mountiger Sensing the future

DC HIGH TEMPERATURE INDUCTIVE PROXIMITY SWITCH(M30)

Diameter	M30		M30	
Shielded/non-Shielded	Shielded/ Non-Shiedled		Shielded/ Non-Shiedled	
Switching Distance Sn mm	10mm / 15mm		16mm / 25mm	
Housing Material	stainless steel		stainless steel	
With LED/Without LED	Without LED		Without LED	
Picture				
Operating Voltage	10-30VDC		10-30VDC	
Ripple	<10%		<10%	
No Load Current	<10mA		<10mA	
Max. Load Current	120mA		120mA	
Leakge Current	<0.01mA		<0.01mA	
Voltage Drop	<1.5V		<1.5V	
Switching Frequency	200HZ / 150HZ		200HZ / 150HZ	
Response Time	0.5ms / 1ms		0.5ms / 1ms	
Switching Hysteresis	<15%(Sr)		<15%(Sr)	
Repeat Accuracy	<1.0%(Sr)		<1.0%(Sr)	
Protection Category	IP67		IP67	
Operating Temperature	-25 ℃ - +150 ℃		-25 ℃ - +150 ℃	
Temperature Drift	<10%(Sr)		<10%(Sr)	
Short Circuit Protection	YES		YES	
Overload Trip Point	150mA		150mA	
Material Active Face	PTFE		PTFE	
DC 3 wire 10-30V NPN N.O.	T1S1-M3010N-O3A2-150 ¦ T1S2-M3015N-O3A2-150	1	T1S1-M3016N-O3A2-150 ¦ T1S2-M3025N-O3A2-150	1
DC 3 wire 10-30V NPN N.C.	T1S1-M3010N-C3A2-150 ¦ T1S2-M3015N-C3A2-150	2	T1S1-M3016N-C3A2-150 ¦ T1S2-M3025N-C3A2-150	2
DC 3 wire 10-30V PNP N.O.	T1S1-M3010P-O3A2-150 ¦ T1S2-M3015P-O3A2-150	3	T1S1-M3016P-O3A2-150 ¦ T1S2-M3025P-O3A2-150	3
DC 3 wire 10-30V PNP N.C.	T1S1-M3010P-C3A2-150 ¦ T1S2-M3015P-C3A2-150	4	T1S1-M3016P-C3A2-150 ¦ T1S2-M3025P-C3A2-150	4
DC 4 wire 10-30V Changeover PNP (N.O. & N.C.)	-		-	
DC 4 wire 10-30V Changeover NPN (N.O. & N.C.)	-		-	
DC 2 wire 10-60V N.O.	-		-	
DC 2 wire 10-60V N.C.	-		-	
DC 3 wire 10-55V NPN N.O.	-		-	
DC 3 wire 10-55V NPN N.C.	-		-	
DC 3 wire 10-55V PNP N.O.	-		-	
DC 3 wire 10-55V PNP N.C.	-		-	
DC 3 wire 5-36V PNP N.C.	-		-	
DC 3 wire 5-36V PNP N.O.	-		-	
DC 3 wire 5-36V NPN N.C.	-		-	
DC 3 wire 5-36V NPN N.O.	-		-	
DC 4 wire 5-36V Changeover PNP (N.O & N.C.)	-		-	
DC 4 wire 5-36V Changeover NPN (N.O & N.C.)	-		-	
Wiring diagram number				
Dimensions (unit: mm)	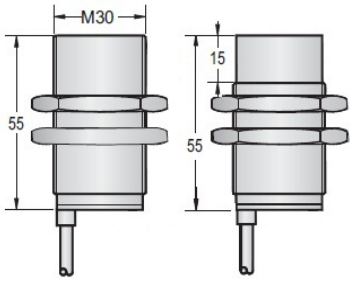		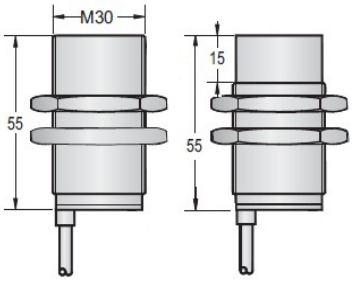	
Cable 2M (PTFE)	3.5φ3x0.34 PTFE or 4.8φ3x0.34 Silicone		3.5φ3x0.34 PTFE or 4.8φ3x0.34 Silicone	
Weight	approx.420g		approx.420g	

Subject to modifications without notice

Tel: +86-755-2646 7962 Fax: +86-755-2646 7925 MSN: dfan852@hotmail.com
Web: www.mountiger.com E-mail: sales@mountiger.com QQ: 873764592

Mountiger Sensing the future

DC HIGH TEMPERATURE INDUCTIVE PROXIMITY SWITCH(M30)

Diameter	M30		M30	
Shielded/non-Shielded	Shielded/ Non-Shiedled		Shielded/ Non-Shiedled	
Switching Distance Sn mm	10mm / 15mm		16mm / 25mm	
Housing Material	stainless steel		stainless steel	
With LED/Without LED	Without LED		Without LED	
Picture				
Operating Voltage	10-30VDC		10-30VDC	
Ripple	<10%		<10%	
No Load Current	<10mA		<10mA	
Max. Load Current	80mA		80mA	
Leakge Current	<0.01mA		<0.01mA	
Voltage Drop	<1.5V		<1.5V	
Switching Frequency	200HZ / 150HZ		200HZ / 150HZ	
Response Time	0.5ms / 1ms		0.5ms / 1ms	
Switching Hysteresis	<15%(Sr)		<15%(Sr)	
Repeat Accuracy	<1.0%(Sr)		<1.0%(Sr)	
Protection Category	IP67		IP67	
Operating Temperature	-25°C- +180°C		-25°C - +180°C	
Temperature Drift	<10%(Sr)		<10%(Sr)	
Short Circuit Protection	YES		YES	
Overload Trip Point	100mA		100mA	
Material Active Face	PTFE		PTFE	
DC 3 wire 10-30V NPN N.O.	T1S1-M3010N-O3A2-180 ¦ T1S2-M3015N-O3A2-180	1	T1S1-M3016N-O3A2-180 ¦ T1S2-M3025N-O3A2-180	1
DC 3 wire 10-30V NPN N.C.	T1S1-M3010N-C3A2-180 ¦ T1S2-M3015N-C3A2-180	2	T1S1-M3016N-C3A2-180 ¦ T1S2-M3025N-C3A2-180	2
DC 3 wire 10-30V PNP N.O.	T1S1-M3010P-O3A2-180 ¦ T1S2-M3015P-O3A2-180	3	T1S1-M3016P-O3A2-180 ¦ T1S2-M3025P-O3A2-180	3
DC 3 wire 10-30V PNP N.C.	T1S1-M3010P-C3A2-180 ¦ T1S2-M3015P-C3A2-180	4	T1S1-M3016P-C3A2-180 ¦ T1S2-M3025P-C3A2-180	4
DC 4 wire 10-30V Changeover PNP (N.O. & N.C.)	-		-	
DC 4 wire 10-30V Changeover NPN (N.O. & N.C.)	-		-	
DC 2 wire 10-60V N.O.	-		-	
DC 2 wire 10-60V N.C.	-		-	
DC 3 wire 10-55V NPN N.O.	-		-	
DC 3 wire 10-55V NPN N.C.	-		-	
DC 3 wire 10-55V PNP N.O.	-		-	
DC 3 wire 10-55V PNP N.C.	-		-	
DC 3 wire 5-36V PNP N.C.	-		-	
DC 3 wire 5-36V PNP N.O.	-		-	
DC 3 wire 5-36V NPN N.C.	-		-	
DC 3 wire 5-36V NPN N.O.	-		-	
DC 4 wire 5-36V Changeover PNP (N.O & N.C.)	-		-	
DC 4 wire 5-36V Changeover NPN (N.O & N.C.)	-		-	
Wiring diagram number				
Dimensions (unit: mm)	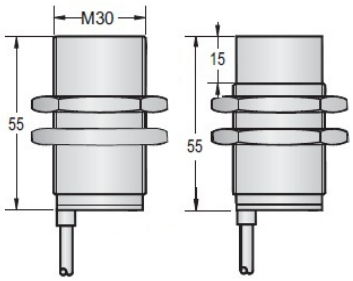		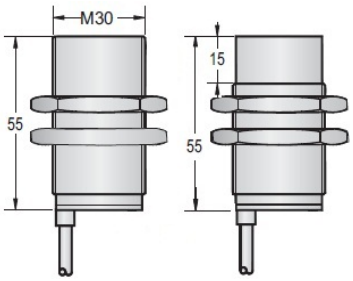	
Cable 2M (PTFE)	3.5φ3x0.34 PTFE or 4.8φ3x0.34 Silicone		3.5φ3x0.34 PTFE or 4.8φ3x0.34 Silicone	
Weight	approx.300g		approx.420g	

Subject to modifications without notice

Tel: +86-755-2646 7962 Fax: +86-755-2646 7925 MSN: dfan852@hotmail.com
Web: www.mountiger.com E-mail: sales@mountiger.com QQ: 873764592

Mountiger Sensing the future

DC HIGH PRESSURERATED INDUCTIVE PROXIMITY SWITCH

Diameter	Sn (mm)	Shielded/non-Shielded	Housing Material	Housing Size(mm)	Terminal Version	Pressure Rated	Power	Page
M12	1.5mm	Shielded	stainless steel	M12x43	Cable	500bar	10-30VDC	A13-01
M12	1.5mm	Shielded	stainless steel	M12x47	Cable	500bar	10-30VDC	A13-01
M12	1.5mm	Shielded	stainless steel	M12x50	Cable	500bar	10-30VDC	A13-02
M12	1.5mm	Shielded	stainless steel	M12x56	Cable	500bar	10-30VDC	A13-02
M12	1.5mm	Shielded	stainless steel	M12x56	Euro-style	500bar	10-30VDC	A13-03
M12	1.5mm	Shielded	stainless steel	M12x78	Cable	500bar	10-30VDC	A13-03
M12	1.5mm	Shielded	stainless steel	M12x78	Euro-style	500bar	10-30VDC	A13-04
M12	1.5mm	Shielded	stainless steel	M12x94	Euro-style	500bar	10-30VDC	A13-04
M12	1.5mm	Shielded	stainless steel	M12x138	Euro-style	500bar	10-30VDC	A13-05
M12	2mm	Shielded	stainless steel	M12x43	Cable	500bar	10-30VDC	A13-06
M12	2mm	Shielded	stainless steel	M12x47	Cable	500bar	10-30VDC	A13-06
M12	2mm	Shielded	stainless steel	M12x50	Cable	500bar	10-30VDC	A13-07
M12	2mm	Shielded	stainless steel	M12x56	Cable	500bar	10-30VDC	A13-07
M12	2mm	Shielded	stainless steel	M12x56	Euro-style	500bar	10-30VDC	A13-08
M12	2mm	Shielded	stainless steel	M12x78	Cable	500bar	10-30VDC	A13-08
M12	2mm	Shielded	stainless steel	M12x78	Euro-style	500bar	10-30VDC	A13-09
M12	2mm	Shielded	stainless steel	M12x94	Euro-style	500bar	10-30VDC	A13-09
M12	2mm	Shielded	stainless steel	M12x138	Euro-style	500bar	10-30VDC	A13-05
M14	3mm	Shielded	stainless steel	M14x57	Cable	500bar	10-30VDC	A13-10
M14	3mm	Shielded	stainless steel	M14x65	Euro-style	500bar	10-30VDC	A13-10

DC HIGH PRESSURE RATED PROXIMITY SWITCH(M12)

Diameter	M12		M12	
Shielded/non-Shielded	Shielded		Shielded	
Switching Distance Sn mm	1.5mm		1.5mm	
Housing Material	stainless steel		stainless steel	
With LED/Without LED	Without LED		Without LED	
Picture				
Operating Voltage	10-30VDC		10-30VDC	
Ripple	<10%		<10%	
No Load Current	<5mA		<5mA	
Max. Load Current	200mA		200mA	
Leakge Current	<0.01mA		<0.01mA	
Voltage Drop	<1.5V		<1.5V	
Switching Frequency	1KHz		1KHz	
Switching Hysteresis	<15%(Sr)		<15%(Sr)	
Repeat Accuracy	<1.0%(Sr)		<1.0%(Sr)	
Protection Category	IP67, IP69K		IP67, IP69K	
Operating Temperature	-25 ℃ - +70 ℃		-25 ℃ - +70 ℃	
Temperature Drift	<10%(Sr)		<10%(Sr)	
Short Circuit Protection	YES		YES	
Overload Protection	YES		YES	
Material Active Face	ZrO_2		ZrO_2	
High Pressure Rated to	500bar / 7250PSI		500bar / 7250PSI	
DC 3 wire 10-30V NPN N.O.	P1S1-M121.5N-O3R2-500	31	P1S1-M121.5N-O3S2-500	1
DC 3 wire 10-30V NPN N.C.	P1S1-M121.5N-C3R2-500	32	P1S1-M121.5N-C3S2-500	2
DC 3 wire 10-30V PNP N.O.	P1S1-M121.5P-O3R2-500	33	P1S1-M121.5P-O3S2-500	3
DC 3 wire 10-30V PNP N.C.	P1S1-M121.5P-C3R2-500	34	P1S1-M121.5P-C3S2-500	4
DC 4 wire 10-30V Changeover PNP (N.O. & N.C.)	-		-	
DC 4 wire 10-30V Changeover NPN (N.O. & N.C.)	-		-	
DC 2 wire 10-60V N.O.	-		-	
DC 2 wire 10-60V N.C.	-		-	
DC 3 wire 10-55v NPN N.O.	-		-	
DC 3 wire 10-55v NPN N.C.	-		-	
DC 3 wire 10-55v PNP N.O.	-		-	
DC 3 wire 10-55v PNP N.C.	-		-	
DC 3 wire 5-36V PNP N.C.	-		-	
DC 3 wire 5-36V PNP N.O.	-		-	
DC 3 wire 5-36V NPN N.C.	-		-	
DC 3 wire 5-36V NPN N.O.	-		-	
Wiring diagram number				
Dimensions (unit: mm)	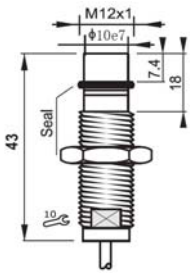		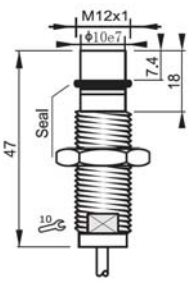	
Cable 2M (PVC)	4φ3x0.15		4φ3x0.15	
Weight	approx.80g		approx.90g	

Subject to modifications without notice

Tel: +86-755-2646 7962 Fax: +86-755-2646 7925 MSN: dfan852@hotmail.com
Web: www.mountiger.com E-mail: sales@mountiger.com QQ: 873764592

Mountiger Sensing the future

DC HIGH PRESSURE RATED PROXIMITY SWITCH(M12)

Diameter	M12		M12	
Shielded/non-Shielded	Shielded		Shielded	
Switching Distance Sn mm	1.5mm		1.5mm	
Housing Material	stainless steel		stainless steel	
With LED/Without LED	Without LED		Without LED	
Picture				
Operating Voltage	10-30VDC		10-30VDC	
Ripple	<10%		<10%	
No Load Current	<5mA		<5mA	
Max. Load Current	200mA		200mA	
Leakge Current	<0.01mA		<0.01mA	
Voltage Drop	<1.5V		<1.5V	
Switching Frequency	1KHz		1KHz	
Switching Hysteresis	<15%(Sr)		<15%(Sr)	
Repeat Accuracy	<1.0%(Sr)		<1.0%(Sr)	
Protection Category	IP67, IP69K		IP67, IP69K	
Operating Temperature	-25 ℃ - +70 ℃		-25 ℃ - +70 ℃	
Temperature Drift	<10%(Sr)		<10%(Sr)	
Short Circuit Protection	YES		YES	
Overload Protection	YES		YES	
Material Active Face	ZrO_2		ZrO_2	
High Pressure Rated to	500bar / 7250PSI		500bar / 7250PSI	
DC 3 wire 10-30V NPN N.O.	P1S1-M121.5N-O3A2-500	31	P1S1-M121.5N-O3L2-500	1
DC 3 wire 10-30V NPN N.C.	P1S1-M121.5N-C3A2-500	32	P1S1-M121.5N-C3L2-500	2
DC 3 wire 10-30V PNP N.O.	P1S1-M121.5P-O3A2-500	33	P1S1-M121.5P-O3L2-500	3
DC 3 wire 10-30V PNP N.C.	P1S1-M121.5P-C3A2-500	34	P1S1-M121.5P-C3L2-500	4
DC 4 wire 10-30V Changeover PNP (N.O. & N.C.)	-		-	
DC 4 wire 10-30V Changeover NPN (N.O. & N.C.)	-		-	
DC 2 wire 10-60V N.O.	-		-	
DC 2 wire 10-60V N.C.	-		-	
DC 3 wire 10-55v NPN N.O.	-		-	
DC 3 wire 10-55v NPN N.C.	-		-	
DC 3 wire 10-55v PNP N.O.	-		-	
DC 3 wire 10-55v PNP N.C.	-		-	
DC 3 wire 5-36V PNP N.C.	-		-	
DC 3 wire 5-36V PNP N.O.	-		-	
DC 3 wire 5-36V NPN N.C.	-		-	
DC 3 wire 5-36V NPN N.O.	-		-	
Wiring diagram number				
Dimensions (unit: mm)	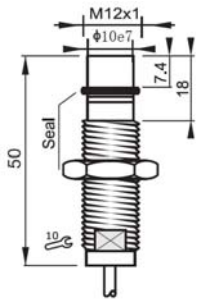		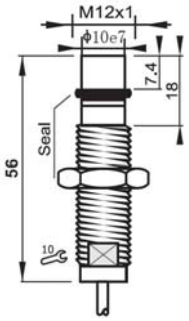	
Cable 2M (PVC)	4φ3x0.15		4φ3x0.15	
Weight	approx.80g		approx.90g	

Subject to modifications without notice

Tel: +86-755-2646 7962 Fax: +86-755-2646 7925 MSN: dfan852@hotmail.com
Web: www.mountiger.com E-mail: sales@mountiger.com QQ: 873764592

Mountiger Sensing the future

DC HIGH PRESSURE RATED PROXIMITY SWITCH(M12)

Diameter	M12		M12	
Shielded/non-Shielded	Shielded		Shielded	
Switching Distance Sn mm	1.5mm		1.5mm	
Housing Material	stainless steel		stainless steel	
With LED/Without LED	Without LED		Without LED	
Picture				
Operating Voltage	10-30VDC		10-30VDC	
Ripple	<10%		<10%	
No Load Current	<5mA		<5mA	
Max. Load Current	200mA		200mA	
Leakge Current	<0.01mA		<0.01mA	
Voltage Drop	<1.5V		<1.5V	
Switching Frequency	1KHz		1KHz	
Switching Hysteresis	<15%(Sr)		<15%(Sr)	
Repeat Accuracy	<1.0%(Sr)		<1.0%(Sr)	
Protection Category	IP67, IP69K		IP67, IP69K	
Operating Temperature	-25 ℃ - +70 ℃		-25 ℃ - +70 ℃	
Temperature Drift	<10%(Sr)		<10%(Sr)	
Short Circuit Protection	YES		YES	
Overload Protection	YES		YES	
Material Active Face	ZrO_2		ZrO_2	
High Pressure Rated to	500bar / 7250PSI		500bar / 7250PSI	
DC 3 wire 10-30V NPN N.O.	P1S1-M121.5N-OER4-500	31	P1S1-M121.5N-O3G2-500	1
DC 3 wire 10-30V NPN N.C.	P1S1-M121.5N-CER4-500	32	P1S1-M121.5N-C3G2-500	2
DC 3 wire 10-30V PNP N.O.	P1S1-M121.5P-OER4-500	33	P1S1-M121.5P-O3G2-500	3
DC 3 wire 10-30V PNP N.C.	P1S1-M121.5P-CER4-500	34	P1S1-M121.5P-C3G2-500	4
DC 4 wire 10-30V Changeover PNP (N.O. & N.C.)	-		-	
DC 4 wire 10-30V Changeover NPN (N.O. & N.C.)	-		-	
DC 2 wire 10-60V N.O.	-		-	
DC 2 wire 10-60V N.C.	-		-	
DC 3 wire 10-55v NPN N.O.	-		-	
DC 3 wire 10-55v NPN N.C.	-		-	
DC 3 wire 10-55v PNP N.O.	-		-	
DC 3 wire 10-55v PNP N.C.	-		-	
DC 3 wire 5-36V PNP N.C.	-		-	
DC 3 wire 5-36V PNP N.O.	-		-	
DC 3 wire 5-36V NPN N.C.	-		-	
DC 3 wire 5-36V NPN N.O.	-		-	
Wiring diagram number				
Dimensions (unit: mm)	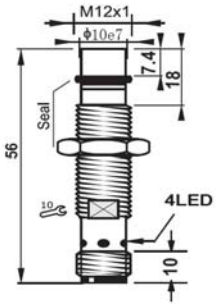		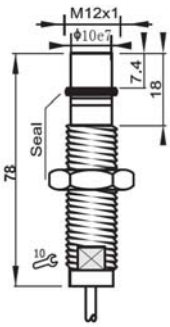	
Cable 2M (PVC)	M12 Euro-tyle		4φ3x0.15	
Weight	approx.50g		approx.90g	

Subject to modifications without notice

Tel: +86-755-2646 7962 Fax: +86-755-2646 7925 MSN: dfan852@hotmail.com
Web: www.mountiger.com E-mail: sales@mountiger.com QQ: 873764592

Mountiger Sensing the future

DC HIGH PRESSURE RATED PROXIMITY SWITCH(M12)

Diameter	M12		M12	
Shielded/non-Shielded	Shielded		Shielded	
Switching Distance Sn mm	1.5mm		1.5mm	
Housing Material	stainless steel		stainless steel	
With LED/Without LED	Without LED		Without LED	
Picture				
Operating Voltage	10-30VDC		10-30VDC	
Ripple	<10%		<10%	
No Load Current	<5mA		<5mA	
Max. Load Current	200mA		200mA	
Leakge Current	<0.01mA		<0.01mA	
Voltage Drop	<1.5V		<1.5V	
Switching Frequency	1KHz		1KHz	
Switching Hysteresis	<15%(Sr)		<15%(Sr)	
Repeat Accuracy	<1.0%(Sr)		<1.0%(Sr)	
Protection Category	IP67, IP69K		IP67, IP69K	
Operating Temperature	-25 ℃ - +70 ℃		-25 ℃ - +70 ℃	
Temperature Drift	<10%(Sr)		<10%(Sr)	
Short Circuit Protection	YES		YES	
Overload Trip Point	YES		YES	
Material Active Face	ZrO_2		ZrO_2	
High Pressure Rated to	500bar / 7250PSI		500bar / 7250PSI	
DC 3 wire 10-30V NPN N.O.	P1S1-M121.5N-OEA4-500	31	P1S1-M121.5N-OEL4-500	31
DC 3 wire 10-30V NPN N.C.	P1S1-M121.5N-CEA4-500	32	P1S1-M121.5N-CEL4-500	32
DC 3 wire 10-30V PNP N.O.	P1S1-M121.5P-OEA4-500	33	P1S1-M121.5P-OEL4-500	33
DC 3 wire 10-30V PNP N.C.	P1S1-M121.5P-CEA4-500	34	P1S1-M121.5P-CEL4-500	34
DC 4 wire 10-30V Changeover PNP (N.O. & N.C.)	-		-	
DC 4 wire 10-30V Changeover NPN (N.O. & N.C.)	-		-	
DC 2 wire 10-60V N.O.	-		-	
DC 2 wire 10-60V N.C.	-		-	
DC 3 wire 10-55v NPN N.O.	-		-	
DC 3 wire 10-55v NPN N.C.	-		-	
DC 3 wire 10-55v PNP N.O.	-		-	
DC 3 wire 10-55v PNP N.C.	-		-	
DC 3 wire 5-36V PNP N.C.	-		-	
DC 3 wire 5-36V PNP N.O.	-		-	
DC 3 wire 5-36V NPN N.C.	-		-	
DC 3 wire 5-36V NPN N.O.	-		-	
Wiring diagram number				
Dimensions (unit: mm)	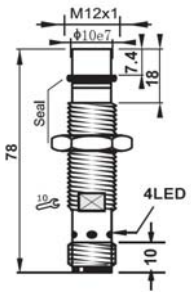		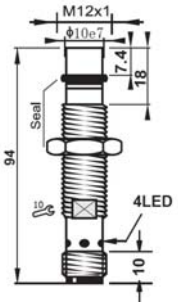	
Cable 2M (PVC)	M12 Euro-tyle		M12 Euro-tyle	
Weight	approx.60g		approx.70g	

Subject to modifications without notice

Tel: +86-755-2646 7962 Fax: +86-755-2646 7925 MSN: dfan852@hotmail.com
Web: www.mountiger.com E-mail: sales@mountiger.com QQ: 873764592

Mountiger Sensing the future

DC HIGH PRESSURE RATED PROXIMITY SWITCH(M12)

Diameter	M12		M12	
Shielded/non-Shielded	Shielded		Shielded	
Switching Distance Sn mm	1.5mm		2mm	
Housing Material	stainless steel		stainless steel	
With LED/Without LED	Without LED		Without LED	
Picture				
Operating Voltage	10-30VDC		10-30VDC	
Ripple	<10%		<10%	
No Load Current	<5mA		<5mA	
Max. Load Current	200mA		200mA	
Leakge Current	<0.01mA		<0.01mA	
Voltage Drop	<1.5V		<1.5V	
Switching Frequency	1KHz		1KHz	
Switching Hysteresis	<15%(Sr)		<15%(Sr)	
Repeat Accuracy	<1.0%(Sr)		<1.0%(Sr)	
Protection Category	IP67, IP69K		IP67, IP69K	
Operating Temperature	-25 ℃ - +70 ℃		-25 ℃ - +70 ℃	
Temperature Drift	<10%(Sr)		<10%(Sr)	
Short Circuit Protection	YES		YES	
Overload Trip Point	YES		YES	
Material Active Face	ZrO_2		ZrO_2	
High Pressure Rated to	500bar / 7250PSI		500bar / 7250PSI	
DC 3 wire 10-30V NPN N.O.	P1S1-M121.5N-OEG4-500	31	P1S1-M1202N-OEG4-500	31
DC 3 wire 10-30V NPN N.C.	P1S1-M121.5N-CEG4-500	32	P1S1-M1202N-CEG4-500	32
DC 3 wire 10-30V PNP N.O.	P1S1-M121.5P-OEG4-500	33	P1S1-M1202P-OEG4-500	33
DC 3 wire 10-30V PNP N.C.	P1S1-M121.5P-CEG4-500	34	P1S1-M1202P-CEG4-500	34
DC 4 wire 10-30V Changeover PNP (N.O. & N.C.)	-		-	
DC 4 wire 10-30V Changeover NPN (N.O. & N.C.)	-		-	
DC 2 wire 10-60V N.O.	-		-	
DC 2 wire 10-60V N.C.	-		-	
DC 3 wire 10-55v NPN N.O.	-		-	
DC 3 wire 10-55v NPN N.C.	-		-	
DC 3 wire 10-55v PNP N.O.	-		-	
DC 3 wire 10-55v PNP N.C.	-		-	
DC 3 wire 5-36V PNP N.C.	-		-	
DC 3 wire 5-36V PNP N.O.	-		-	
DC 3 wire 5-36V NPN N.C.	-		-	
DC 3 wire 5-36V NPN N.O.	-		-	
Wiring diagram number				
Dimensions (unit: mm)	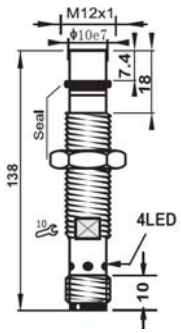		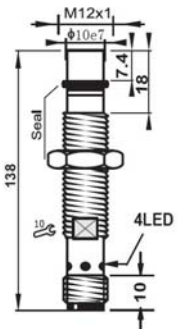	
Cable 2M (PVC)	M12 Euro-tyle			
Weight	approx.90g			

Subject to modifications without notice

Tel: +86-755-2646 7962 Fax: +86-755-2646 7925 MSN: dfan852@hotmail.com
Web: www.mountiger.com E-mail: sales@mountiger.com QQ: 873764592

Mountiger Sensing the future

DC HIGH PRESSURE RATED PROXIMITY SWITCH(M12)

Diameter	M12		M12	
Shielded/non-Shielded	Shielded		Shielded	
Switching Distance Sn mm	2mm		2mm	
Housing Material	stainless steel		stainless steel	
With LED/Without LED	Without LED		Without LED	
Picture				
Operating Voltage	10-30VDC		10-30VDC	
Ripple	<10%		<10%	
No Load Current	<5mA		<5mA	
Max. Load Current	200mA		200mA	
Leakge Current	<0.01mA		<0.01mA	
Voltage Drop	<1.5V		<1.5V	
Switching Frequency	1KHz		1KHz	
Switching Hysteresis	<15%(Sr)		<15%(Sr)	
Repeat Accuracy	<1.0%(Sr)		<1.0%(Sr)	
Protection Category	IP67, IP69K		IP67, IP69K	
Operating Temperature	-25 ℃ - +70 ℃		-25 ℃ - +70 ℃	
Temperature Drift	<10%(Sr)		<10%(Sr)	
Short Circuit Protection	YES		YES	
Overload Protection	YES		YES	
Material Active Face	ZrO_2		ZrO_2	
High Pressure Rated to	500bar / 7250PSI		500bar / 7250PSI	
DC 3 wire 10-30V NPN N.O.	P1S1-M1202N-O3R2-500	31	P1S1-M1202N-O3S2-500	1
DC 3 wire 10-30V NPN N.C.	P1S1-M1202N-C3R2-500	32	P1S1-M1202N-C3S2-500	2
DC 3 wire 10-30V PNP N.O.	P1S1-M1202P-O3R2-500	33	P1S1-M1202P-O3S2-500	3
DC 3 wire 10-30V PNP N.C.	P1S1-M1202P-C3R2-500	34	P1S1-M1202P-C3S2-500	4
DC 4 wire 10-30V Changeover PNP (N.O. & N.C.)	-		-	
DC 4 wire 10-30V Changeover NPN (N.O. & N.C.)	-		-	
DC 2 wire 10-60V N.O.	-		-	
DC 2 wire 10-60V N.C.	-		-	
DC 3 wire 10-55v NPN N.O.	-		-	
DC 3 wire 10-55v NPN N.C.	-		-	
DC 3 wire 10-55v PNP N.O.	-		-	
DC 3 wire 10-55v PNP N.C.	-		-	
DC 3 wire 5-36V PNP N.C.	-		-	
DC 3 wire 5-36V PNP N.O.	-		-	
DC 3 wire 5-36V NPN N.C.	-		-	
DC 3 wire 5-36V NPN N.O.	-		-	
Wiring diagram number				
Dimensions (unit: mm)	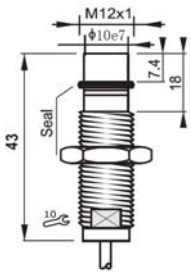		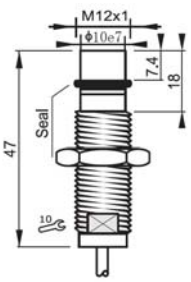	
Cable 2M (PVC)	4φ3x0.15		4φ3x0.15	
Weight	approx.80g		approx.90g	

Subject to modifications without notice

Tel: +86-755-2646 7962 Fax: +86-755-2646 7925 MSN: dfan852@hotmail.com
Web: www.mountiger.com E-mail: sales@mountiger.com QQ: 873764592

Mountiger Sensing the future

DC HIGH PRESSURE RATED PROXIMITY SWITCH(M12)

Diameter	M12		M12	
Shielded/non-Shielded	Shielded		Shielded	
Switching Distance Sn mm	2mm		2mm	
Housing Material	stainless steel		stainless steel	
With LED/Without LED	Without LED		Without LED	
Picture				
Operating Voltage	10-30VDC		10-30VDC	
Ripple	<10%		<10%	
No Load Current	<5mA		<5mA	
Max. Load Current	200mA		200mA	
Leakge Current	<0.01mA		<0.01mA	
Voltage Drop	<1.5V		<1.5V	
Switching Frequency	1KHz		1KHz	
Switching Hysteresis	<15%(Sr)		<15%(Sr)	
Repeat Accuracy	<1.0%(Sr)		<1.0%(Sr)	
Protection Category	IP67, IP69K		IP67, IP69K	
Operating Temperature	-25 ℃ - +70 ℃		-25 ℃ - +70 ℃	
Temperature Drift	<10%(Sr)		<10%(Sr)	
Short Circuit Protection	YES		YES	
Overload Protection	YES		YES	
Material Active Face	ZrO_2		ZrO_2	
High Pressure Rated to	500bar / 7250PSI		500bar / 7250PSI	
DC 3 wire 10-30V NPN N.O.	P1S1-M1202N-O3A2-500	31	P1S1-M1202N-O3L2-500	1
DC 3 wire 10-30V NPN N.C.	P1S1-M1202N-C3A2-500	32	P1S1-M1202N-C3L2-500	2
DC 3 wire 10-30V PNP N.O.	P1S1-M1202P-O3A2-500	33	P1S1-M1202P-O3L2-500	3
DC 3 wire 10-30V PNP N.C.	P1S1-M1202P-C3A2-500	34	P1S1-M1202P-C3L2-500	4
DC 4 wire 10-30V Changeover PNP (N.O. & N.C.)	-		-	
DC 4 wire 10-30V Changeover NPN (N.O. & N.C.)	-		-	
DC 2 wire 10-60V N.O.	-		-	
DC 2 wire 10-60V N.C.	-		-	
DC 3 wire 10-55v NPN N.O.	-		-	
DC 3 wire 10-55v NPN N.C.	-		-	
DC 3 wire 10-55v PNP N.O.	-		-	
DC 3 wire 10-55v PNP N.C.	-		-	
DC 3 wire 5-36V PNP N.C.	-		-	
DC 3 wire 5-36V PNP N.O.	-		-	
DC 3 wire 5-36V NPN N.C.	-		-	
DC 3 wire 5-36V NPN N.O.	-		-	
Wiring diagram number				
Dimensions (unit: mm)	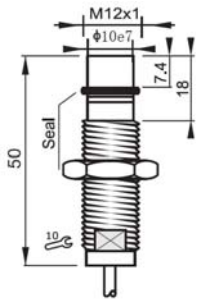		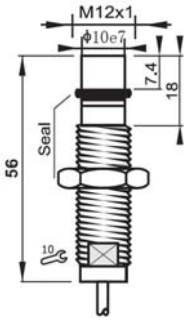	
Cable 2M (PVC)	4φ3x0.15		4φ3x0.15	
Weight	approx.80g		approx.90g	

Subject to modifications without notice

Tel: +86-755-2646 7962 Fax: +86-755-2646 7925 MSN: dfan852@hotmail.com
Web: www.mountiger.com E-mail: sales@mountiger.com QQ: 873764592

Mountiger Sensing the future

DC HIGH PRESSURE RATED PROXIMITY SWITCH(M12)

Diameter	M12		M12	
Shielded/non-Shielded	Shielded		Shielded	
Switching Distance Sn mm	2mm		2mm	
Housing Material	stainless steel		stainless steel	
With LED/Without LED	Without LED		Without LED	
Picture				
Operating Voltage	10-30VDC		10-30VDC	
Ripple	<10%		<10%	
No Load Current	<5mA		<5mA	
Max. Load Current	200mA		200mA	
Leakge Current	<0.01mA		<0.01mA	
Voltage Drop	<1.5V		<1.5V	
Switching Frequency	1KHz		1KHz	
Switching Hysteresis	<15%(Sr)		<15%(Sr)	
Repeat Accuracy	<1.0%(Sr)		<1.0%(Sr)	
Protection Category	IP67, IP69K		IP67, IP69K	
Operating Temperature	-25 ℃ - +70 ℃		-25 ℃ - +70 ℃	
Temperature Drift	<10%(Sr)		<10%(Sr)	
Short Circuit Protection	YES		YES	
Overload Protection	YES		YES	
Material Active Face	ZrO_2		ZrO_2	
High Pressure Rated to	500bar / 7250PSI		500bar / 7250PSI	
DC 3 wire 10-30V NPN N.O.	P1S1-M1202N-OES4-500	31	P1S1-M1202N-O3G2-500	1
DC 3 wire 10-30V NPN N.C.	P1S1-M1202N-CES4-500	32	P1S1-M1202N-C3G2-500	2
DC 3 wire 10-30V PNP N.O.	P1S1-M1202P-OES4-500	33	P1S1-M1202P-O3G2-500	3
DC 3 wire 10-30V PNP N.C.	P1S1-M1202P-CES4-500	34	P1S1-M1202P-C3G2-500	4
DC 4 wire 10-30V Changeover PNP (N.O. & N.C.)	-		-	
DC 4 wire 10-30V Changeover NPN (N.O. & N.C.)	-		-	
DC 2 wire 10-60V N.O.	-		-	
DC 2 wire 10-60V N.C.	-		-	
DC 3 wire 10-55v NPN N.O.	-		-	
DC 3 wire 10-55v NPN N.C.	-		-	
DC 3 wire 10-55v PNP N.O.	-		-	
DC 3 wire 10-55v PNP N.C.	-		-	
DC 3 wire 5-36V PNP N.C.	-		-	
DC 3 wire 5-36V PNP N.O.	-		-	
DC 3 wire 5-36V NPN N.C.	-		-	
DC 3 wire 5-36V NPN N.O.	-		-	
Wiring diagram number				
Dimensions (unit: mm)	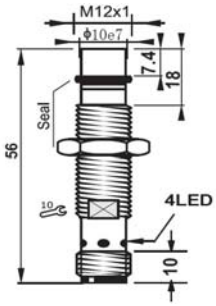		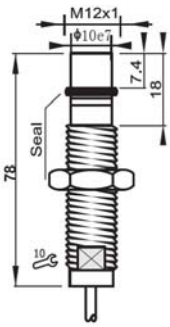	
Cable 2M (PVC)	M12 Euro-tyle		4φ3x0.15	
Weight	approx.50g		approx.90g	

Subject to modifications without notice

Tel: +86-755-2646 7962 Fax: +86-755-2646 7925 MSN: dfan852@hotmail.com
Web: www.mountiger.com E-mail: sales@mountiger.com QQ: 873764592

Mountiger Sensing the future

DC HIGH PRESSURE RATED PROXIMITY SWITCH(M12)

Diameter	M12		M12	
Shielded/non-Shielded	Shielded		Shielded	
Switching Distance Sn mm	2mm		2mm	
Housing Material	stainless steel		stainless steel	
With LED/Without LED	Without LED		Without LED	
Picture				
Operating Voltage	10-30VDC		10-30VDC	
Ripple	<10%		<10%	
No Load Current	<5mA		<5mA	
Max. Load Current	200mA		200mA	
Leakge Current	<0.01mA		<0.01mA	
Voltage Drop	<1.5V		<1.5V	
Switching Frequency	1KHz		1KHz	
Switching Hysteresis	<15%(Sr)		<15%(Sr)	
Repeat Accuracy	<1.0%(Sr)		<1.0%(Sr)	
Protection Category	IP67, IP69K		IP67, IP69K	
Operating Temperature	-25 ℃ - +70 ℃		-25 ℃ - +70 ℃	
Temperature Drift	<10%(Sr)		<10%(Sr)	
Short Circuit Protection	YES		YES	
Overload Trip Point	YES		YES	
Material Active Face	ZrO_2		ZrO_2	
High Pressure Rated to	500bar / 7250PSI		500bar / 7250PSI	
DC 3 wire 10-30V NPN N.O.	P1S1-M1202N-OEA4-500	31	P1S1-M1202N-OEL4-500	31
DC 3 wire 10-30V NPN N.C.	P1S1-M1202N-CEA4-500	32	P1S1-M1202N-CEL4-500	32
DC 3 wire 10-30V PNP N.O.	P1S1-M1202P-OEA4-500	33	P1S1-M1202P-OEL4-500	33
DC 3 wire 10-30V PNP N.C.	P1S1-M1202P-CEA4-500	34	P1S1-M1202P-CEL4-500	34
DC 4 wire 10-30V Changeover PNP (N.O. & N.C.)	-		-	
DC 4 wire 10-30V Changeover NPN (N.O. & N.C.)	-		-	
DC 2 wire 10-60V N.O.	-		-	
DC 2 wire 10-60V N.C.	-		-	
DC 3 wire 10-55v NPN N.O.	-		-	
DC 3 wire 10-55v NPN N.C.	-		-	
DC 3 wire 10-55v PNP N.O.	-		-	
DC 3 wire 10-55v PNP N.C.	-		-	
DC 3 wire 5-36V PNP N.C.	-		-	
DC 3 wire 5-36V PNP N.O.	-		-	
DC 3 wire 5-36V NPN N.C.	-		-	
DC 3 wire 5-36V NPN N.O.	-		-	
Wiring diagram number				
Dimensions (unit: mm)	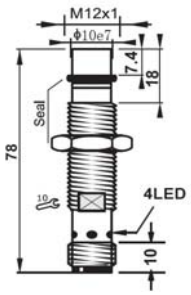		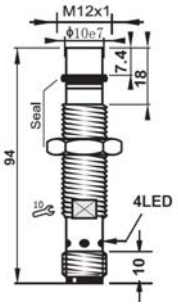	
Cable 2M (PVC)	M12 Euro-tyle		M12 Euro-tyle	
Weight	approx.60g		approx.70g	

Subject to modifications without notice

Tel: +86-755-2646 7962 Fax: +86-755-2646 7925 MSN: dfan852@hotmail.com
Web: www.mountiger.com E-mail: sales@mountiger.com QQ: 873764592

Mountiger Sensing the future

DC HIGH PRESSURE RATED PROXIMITY SWITCH(M14)

Diameter	M14		M14	
Shielded/non-Shielded	Shielded		Shielded	
Switching Distance Sn mm	2mm		2mm	
Housing Material	stainless steel		stainless steel	
With LED/Without LED	Without LED		Without LED	
Picture				
Operating Voltage	10-30VDC		10-30VDC	
Ripple	<10%		<10%	
No Load Current	<5mA		<5mA	
Max. Load Current	200mA		200mA	
Leakge Current	<0.01mA		<0.01mA	
Voltage Drop	<1.5V		<1.5V	
Switching Frequency	1KHz		1KHz	
Switching Hysteresis	<15%(Sr)		<15%(Sr)	
Repeat Accuracy	<1.0%(Sr)		<1.0%(Sr)	
Protection Category	IP67, IP69K		IP67, IP69K	
Operating Temperature	-25 ℃ - +70 ℃		-25 ℃ - +70 ℃	
Temperature Drift	<10%(Sr)		<10%(Sr)	
Short Circuit Protection	YES		YES	
Overload Protection	YES		YES	
Material Active Face	ZrO_2		ZrO_2	
High Pressure Rated to	500bar / 7250PSI		500bar / 7250PSI	
DC 3 wire 10-30V NPN N.O.	P1S1-M1403N-O3A2-500	31	P1S1-M1403N-OEA4-500	1
DC 3 wire 10-30V NPN N.C.	P1S1-M1403N-C3A2-500	32	P1S1-M1403N-CEA4-500	2
DC 3 wire 10-30V PNP N.O.	P1S1-M1403P-O3A2-500	33	P1S1-M1403P-OEA4-500	3
DC 3 wire 10-30V PNP N.C.	P1S1-M1403P-C3A2-500	34	P1S1-M1403P-CEA4-500	4
DC 4 wire 10-30V Changeover PNP (N.O. & N.C.)	-		-	
DC 4 wire 10-30V Changeover NPN (N.O. & N.C.)	-		-	
DC 2 wire 10-60V N.O.	-		-	
DC 2 wire 10-60V N.C.	-		-	
DC 3 wire 10-55v NPN N.O.	-		-	
DC 3 wire 10-55v NPN N.C.	-		-	
DC 3 wire 10-55v PNP N.O.	-		-	
DC 3 wire 10-55v PNP N.C.	-		-	
DC 3 wire 5-36V PNP N.C.	-		-	
DC 3 wire 5-36V PNP N.O.	-		-	
DC 3 wire 5-36V NPN N.C.	-		-	
DC 3 wire 5-36V NPN N.O.	-		-	
Wiring diagram number				
Dimensions (unit: mm)	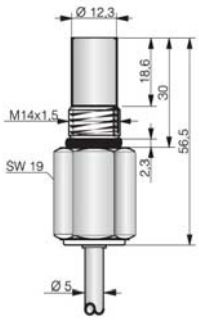		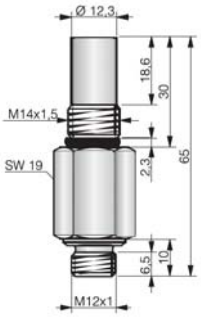	
Cable 2M (PVC)	5φ3x0.15		M12 Euro-tyle	
Weight	approx.160g		approx.120g	

Subject to modifications without notice

Tel: +86-755-2646 7962 Fax: +86-755-2646 7925 MSN: dfan852@hotmail.com
Web: www.mountiger.com E-mail: sales@mountiger.com QQ: 873764592

Mountiger Sensing the future

DC INDUCTIVE RING SENSORS

Type	Ring Diameter (mm)	Shielded/non-Shielded	Housing Material	Housing Size(mm)	Terminal Version	Power	Page
R6	6mm	Non-shielded	PBT Plastic	60x35x20	Cable	10-30VDC	A14-01
R6	6mm	Non-shielded	PBT Plastic	60x35x20	Cable	10-60VDC	A14-01
R6	6mm	Non-shielded	PBT Plastic	60x35x20	Euro-style	10-30VDC	A14-02
R6	6mm	Non-shielded	PBT Plastic	60x35x20	Euro-style	10-60VDC	A14-02
R10	10mm	Non-shielded	PBT Plastic	60x35x20	Cable	10-30VDC	A14-03
R10	10mm	Non-shielded	PBT Plastic	60x35x20	Cable	10-60VDC	A14-03
R10	10mm	Non-shielded	PBT Plastic	60x35x20	Euro-style	10-30VDC	A14-04
R10	10mm	Non-shielded	PBT Plastic	60x35x20	Euro-style	10-60VDC	A14-04
R15	15mm	Non-shielded	PBT Plastic	60x35x20	Cable	10-30VDC	A14-05
R15	15mm	Non-shielded	PBT Plastic	60x35x20	Cable	10-60VDC	A14-05
R15	15mm	Non-shielded	PBT Plastic	60x35x20	Euro-style	10-30VDC	A14-06
R15	15mm	Non-shielded	PBT Plastic	60x35x20	Euro-style	10-60VDC	A14-06
R21	21mm	Non-shielded	PBT Plastic	60x35x20	Cable	10-30VDC	A14-07
R21	21mm	Non-shielded	PBT Plastic	60x35x20	Cable	10-60VDC	A14-07
R21	21mm	Non-shielded	PBT Plastic	60x35x20	Euro-style	10-30VDC	A14-08
R21	21mm	Non-shielded	PBT Plastic	60x35x20	Euro-style	10-60VDC	A14-08

NAMUR INDUCTIVE RING SENSORS							
Type	Ring Diameter (mm)	Shielded/non-Shielded	Housing Material	Housing Size(mm)	Terminal Version	Power	Page
R6	6mm	Non-shielded	PBT Plastic	60x35x20	Cable	6-12VDC	A14-11
R10	10mm	Non-shielded	PBT Plastic	60x35x20	Cable	6-12VDC	A14-11
R15	15mm	Non-shielded	PBT Plastic	60x35x20	Cable	6-12VDC	A14-12
R21	21mm	Non-shielded	PBT Plastic	60x35x20	Cable	6-12VDC	A14-12

DC INDUCTIVE PROXIMITY RING SWITCH(6mm)

Diameter of Ring	6mm		6mm	
Shielded/non-Shielded	Non-Shielded		Non-Shielded	
Switching Distance, Sn mm	20mm		20mm	
Housing Material	PBT		PBT	
With LED/Without LED	With LED		With LED	
Picture				
Operating Voltage and Ripple	10-30VDC(Ripple<10%)		10-60VDC(Ripple<10%)	
Mini time Between Targets	-		-	
No Load Current	≤15mA		≤1.8mA	
Max. Load Current	200mA		100mA	
Leakge Current	≤10μA		≤1.2mA	
Surge Current	-		-	
Mini. Load Current	-		3mA	
Voltage Drop	≤1.5V at 200mA		≤6V at 100mA	
Switching Frequency	2KHz		2KHz	
Pulse Duration	-		-	
Switching Hysteresis	<15%(Sr)		<15%(Sr)	
Repeat Accuracy	<2.0%(Sr)		<2.0%(Sr)	
Protection Category	IP67		IP67	
Operating Temperature	-25 ℃ - +70 ℃		-25 ℃ - +70 ℃	
Temperature Drift	<10%(Sr)		<10%(Sr)	
Min. Target	Diameter 2.5mm, Length 4mm		Diameter 2.5mm, Length 4mm	
Reverse Polarity Protection	YES		YES	
Short Circuit Protection	YES		YES	
Overload Trip Point	220-280mA		120-150mA	
EMC	RFI>3V/M; EFT>1KV; ESD>4KV(contact)		RFI>3V/M; EFT>1KV; ESD>4KV(contact)	
Shock/Vibration	IEC60947-5-2 Part 7.4.1 and Part 7.4.2		IEC60947-5-2 Part 7.4.1 and Part 7.4.2	
DC 3 wire 10-30V NPN N.O.	D1P2-R0620N-O3A2	1	-	
DC 3 wire 10-30V NPN N.C.	D1P2-R0620N-C3A2	2	-	
DC 3 wire 10-30V PNP N.O.	D1P2-R0620P-O3A2	3	-	
DC 3 wire 10-30V PNP N.C.	D1P2-R0620P-C3A2	4	-	
DC 4 wire 10-30V Changeover PNP (N.O. & N.C.)	D1P2-R0620P-S4A2	6	-	
DC 4 wire 10-30V Changeover NPN (N.O. & N.C.)	D1P2-R0620N-S4A2	5	-	
DC 2 wire 10-60V N.O.	-		D4P2-R0620C-O2A2	7
DC 2 wire 10-60V N.C.	-		D4P2-R0620C-C2A2	8
NAMUR	-		-	
	-		-	
	-		-	
	-		-	
	-		-	
	-		-	
Wiring diagram number				
Dimensions (unit: mm)	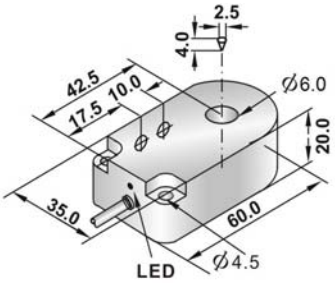		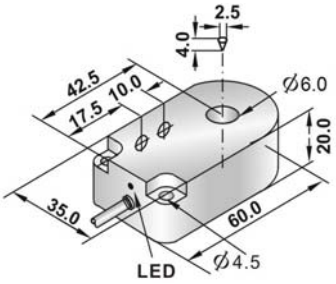	
Cable 2M (PVC)	4φ 3x0.15		4φ 2x0.15	
Weight	approx.97g		approx.97g	

Subject to modifications without notice

Tel: +86-755-2646 7962 Fax: +86-755-2646 7925 MSN: dfan852@hotmail.com
Web: www.mountiger.com E-mail: sales@mountiger.com QQ: 873764592

Mountiger Sensing the future

DC INDUCTIVE PROXIMITY RING SWITCH(6mm)

Diameter of Ring	6mm		6mm	
Shielded/non-Shielded	Non-Shielded		Non-Shielded	
Switching Distance, Sn mm	20mm		20mm	
Housing Material	PBT		PBT	
With LED/Without LED	With LED		With LED	
Picture				
Operating Voltage and Ripple	10-30VDC(Ripple<10%)		10-60VDC(Ripple<10%)	
Mini time Between Targets	-		-	
No Load Current	≤15mA		≤1.8mA	
Max. Load Current	200mA		100mA	
Leakge Current	≤10μA		≤1.2mA	
Surge Current	-		-	
Mini. Load Current	-		3mA	
Voltage Drop	≤1.5V at 200mA		≤6V at 100mA	
Switching Frequency	2KHz		2KHz	
Pulse Duration	-		-	
Switching Hysteresis	<15%(Sr)		<15%(Sr)	
Repeat Accuracy	<2.0%(Sr)		<2.0%(Sr)	
Protection Category	IP67		IP67	
Operating Temperature	-25 ℃ - +70 ℃		-25 ℃ - +70 ℃	
Temperature Drift	<10%(Sr)		<10%(Sr)	
Min. Target	Diameter 2.5mm, Length 4mm		Diameter 2.5mm, Length 4mm	
Reverse Polarity Protection	YES		YES	
Short Circuit Protection	YES		YES	
Overload Trip Point	220-280mA		120-150mA	
EMC	RFI>3V/M; EFT>1KV; ESD>4KV(contact)		RFI>3V/M; EFT>1KV; ESD>4KV(contact)	
Shock/Vibration	IEC60947-5-2 Part 7.4.1 and Part 7.4.2		IEC60947-5-2 Part 7.4.1 and Part 7.4.2	
DC 3 wire 10-30V NPN N.O.	D1P2-R0620N-OEA4	31	-	
DC 3 wire 10-30V NPN N.C.	D1P2-R0620N-CEA4	32	-	
DC 3 wire 10-30V PNP N.O.	D1P2-R0620P-OEA4	33	-	
DC 3 wire 10-30V PNP N.C.	D1P2-R0620P-CEA4	34	-	
DC 4 wire 10-30V Changeover PNP (N.O. & N.C.)	D1P2-R0620P-SEA4	36	-	
DC 4 wire 10-30V Changeover NPN (N.O. & N.C.)	D1P2-R0620N-SEA4	35	-	
DC 2 wire 10-60V N.O.	-		D4P2-R0620C-OEA4	37
DC 2 wire 10-60V N.C.	-		D4P2-R0620C-CEA4	38
NAMUR	-		-	
	-		-	
	-		-	
	-		-	
	-		-	
	-		-	
Wiring diagram number				
Dimensions (unit: mm)	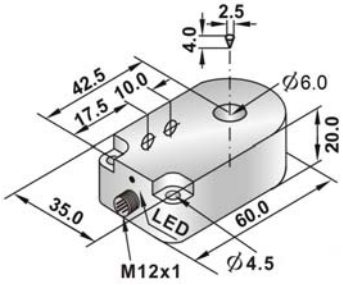		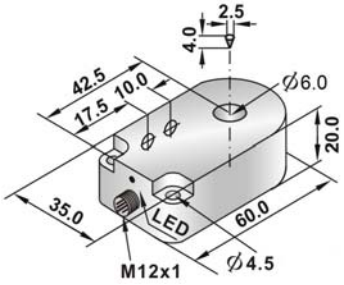	
Cable 2M (PVC)	M12 Euro-style		M12 Euro-style	
Weight	approx.50g		approx.50g	

Subject to modifications without notice

Tel: +86-755-2646 7962 Fax: +86-755-2646 7925 MSN: dfan852@hotmail.com
Web: www.mountiger.com E-mail: sales@mountiger.com QQ: 873764592

Mountiger Sensing the future

DC INDUCTIVE PROXIMITY RING SWITCH(10mm)

Diameter of Ring	10mm		10mm	
Shielded/non-Shielded	Non-Shielded		Non-Shielded	
Switching Distance, Sn mm	20mm		20mm	
Housing Material	PBT		PBT	
With LED/Without LED	With LED		With LED	
Picture				
Operating Voltage and Ripple	10-30VDC(Ripple<10%)		10-60VDC(Ripple<10%)	
Mini time Between Targets	-		-	
No Load Current	≤15mA		≤1.8mA	
Max. Load Current	200mA		100mA	
Leakge Current	≤10μA		≤1.2mA	
Surge Current	-		-	
Mini. Load Current	-		3mA	
Voltage Drop	≤1.5V at 200mA		≤6V at 100mA	
Switching Frequency	2KHz		2KHz	
Pulse Duration	-		-	
Switching Hysteresis	<15%(Sr)		<15%(Sr)	
Repeat Accuracy	<2.0%(Sr)		<2.0%(Sr)	
Protection Category	IP67		IP67	
Operating Temperature	-25 ℃ - +70 ℃		-25 ℃ - +70 ℃	
Temperature Drift	<10%(Sr)		<10%(Sr)	
Min. Target	Diameter 2.5mm, Length 4mm		Diameter 2.5mm, Length 4mm	
Reverse Polarity Protection	YES		YES	
Short Circuit Protection	YES		YES	
Overload Trip Point	220-280mA		120-150mA	
EMC	RFI>3V/M; EFT>1KV; ESD>4KV(contact)		RFI>3V/M; EFT>1KV; ESD>4KV(contact)	
Shock/Vibration	IEC60947-5-2 Part 7.4.1 and Part 7.4.2		IEC60947-5-2 Part 7.4.1 and Part 7.4.2	
DC 3 wire 10-30V NPN N.O.	D1P2-R1020N-O3A2	1	-	
DC 3 wire 10-30V NPN N.C.	D1P2-R1020N-C3A2	2	-	
DC 3 wire 10-30V PNP N.O.	D1P2-R1020P-O3A2	3	-	
DC 3 wire 10-30V PNP N.C.	D1P2-R1020P-C3A2	4	-	
DC 4 wire 10-30V Changeover PNP (N.O. & N.C.)	D1P2-R1020P-S4A2	6	-	
DC 4 wire 10-30V Changeover NPN (N.O. & N.C.)	D1P2-R1020N-S4A2	5	-	
DC 2 wire 10-60V N.O.	-		D4P2-R1020C-O2A2	7
DC 2 wire 10-60V N.C.	-		D4P2-R1020C-C2A2	8
NAMUR	-		-	
	-		-	
	-		-	
	-		-	
	-		-	
	-		-	
Wiring diagram number				
Dimensions (unit: mm)	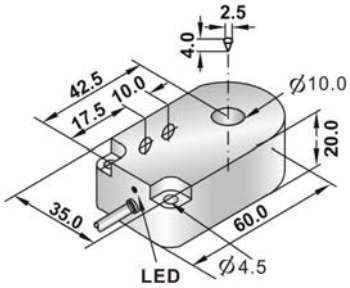		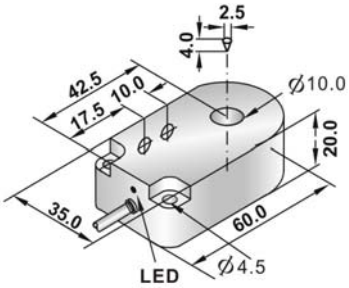	
Cable 2M (PVC)	4φ 3x0.15		4φ 2x0.15	
Weight	approx.97g		approx.97g	

Subject to modifications without notice

Tel: +86-755-2646 7962 Fax: +86-755-2646 7925 MSN: dfan852@hotmail.com
Web: www.mountiger.com E-mail: sales@mountiger.com QQ: 873764592

Mountiger Sensing the future

DC INDUCTIVE PROXIMITY RING SWITCH(10mm)

Diameter of Ring	10mm		10mm	
Shielded/non-Shielded	Non-Shielded		Non-Shielded	
Switching Distance, Sn mm	20mm		20mm	
Housing Material	PBT		PBT	
With LED/Without LED	With LED		With LED	
Picture				
Operating Voltage and Ripple	10-30VDC(Ripple<10%)		10-60VDC(Ripple<10%)	
Mini time Between Targets	-		-	
No Load Current	≤15mA		≤1.8mA	
Max. Load Current	200mA		100mA	
Leakge Current	≤10μA		≤1.2mA	
Surge Current	-		-	
Mini. Load Current	-		3mA	
Voltage Drop	≤1.5V at 200mA		≤6V at 100mA	
Switching Frequency	2KHz		2KHz	
Pulse Duration	-		-	
Switching Hysteresis	<15%(Sr)		<15%(Sr)	
Repeat Accuracy	<2.0%(Sr)		<2.0%(Sr)	
Protection Category	IP67		IP67	
Operating Temperature	-25 ℃ - +70 ℃		-25 ℃ - +70 ℃	
Temperature Drift	<10%(Sr)		<10%(Sr)	
Min. Target	Diameter 2.5mm, Length 4mm		Diameter 2.5mm, Length 4mm	
Reverse Polarity Protection	YES		YES	
Short Circuit Protection	YES		YES	
Overload Trip Point	220-280mA		120-150mA	
EMC	RFI>3V/M; EFT>1KV; ESD>4KV(contact)		RFI>3V/M; EFT>1KV; ESD>4KV(contact)	
Shock/Vibration	IEC60947-5-2 Part 7.4.1 and Part 7.4.2		IEC60947-5-2 Part 7.4.1 and Part 7.4.2	
DC 3 wire 10-30V NPN N.O.	D1P2-R1020N-OEA4	31	-	
DC 3 wire 10-30V NPN N.C.	D1P2-R1020N-CEA4	32	-	
DC 3 wire 10-30V PNP N.O.	D1P2-R1020P-OEA4	33	-	
DC 3 wire 10-30V PNP N.C.	D1P2-R1020P-CEA4	34	-	
DC 4 wire 10-30V Changeover PNP (N.O. & N.C.)	D1P2-R1020P-SEA4	36	-	
DC 4 wire 10-30V Changeover NPN (N.O. & N.C.)	D1P2-R1020N-SEA4	35	-	
DC 2 wire 10-60V N.O.	-		D4P2-R1020C-OEA4	37
DC 2 wire 10-60V N.C.	-		D4P2-R1020C-CEA4	38
NAMUR	-		-	
	-		-	
	-		-	
	-		-	
	-		-	
	-		-	
Wiring diagram number				
Dimensions (unit: mm)	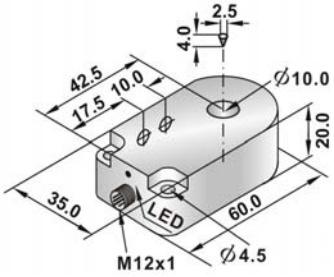		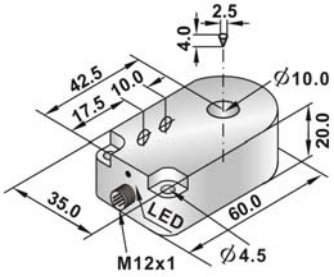	
Cable 2M (PVC)	M12 Euro-style		M12 Euro-style	
Weight	approx.50g		approx.50g	

Subject to modifications without notice

Tel: +86-755-2646 7962 Fax: +86-755-2646 7925 MSN: dfan852@hotmail.com
Web: www.mountiger.com E-mail: sales@mountiger.com QQ: 873764592

Mountiger Sensing the future

DC INDUCTIVE PROXIMITY RING SWITCH(15mm)

Diameter of Ring	15mm		15mm	
Shielded/non-Shielded	Non-Shielded		Non-Shielded	
Switching Distance, Sn mm	20mm		20mm	
Housing Material	PBT		PBT	
With LED/Without LED	With LED		With LED	
Picture				
Operating Voltage and Ripple	10-30VDC(Ripple<10%)		10-60VDC(Ripple<10%)	
Mini time Between Targets	-		-	
No Load Current	≤15mA		≤1.8mA	
Max. Load Current	200mA		100mA	
Leakge Current	≤10μA		≤1.2mA	
Surge Current	-		-	
Mini. Load Current	-		3mA	
Voltage Drop	≤1.5V at 200mA		≤6V at 100mA	
Switching Frequency	1.5KHz		1.5KHz	
Pulse Duration	-		-	
Switching Hysteresis	<15%(Sr)		<15%(Sr)	
Repeat Accuracy	<2.0%(Sr)		<2.0%(Sr)	
Protection Category	IP67		IP67	
Operating Temperature	-25 ℃ - +70 ℃		-25 ℃ - +70 ℃	
Temperature Drift	<10%(Sr)		<10%(Sr)	
Min. Target	Diameter 3mm, Length 6mm		Diameter 3mm, Length 6mm	
Reverse Polarity Protection	YES		YES	
Short Circuit Protection	YES		YES	
Overload Trip Point	220-280mA		120-150mA	
EMC	RFI>3V/M; EFT>1KV; ESD>4KV(contact)		RFI>3V/M; EFT>1KV; ESD>4KV(contact)	
Shock/Vibration	IEC60947-5-2 Part 7.4.1 and Part 7.4.2		IEC60947-5-2 Part 7.4.1 and Part 7.4.2	
DC 3 wire 10-30V NPN N.O.	D1P2-R1520N-O3A2	1	-	
DC 3 wire 10-30V NPN N.C.	D1P2-R1520N-C3A2	2	-	
DC 3 wire 10-30V PNP N.O.	D1P2-R1520P-O3A2	3	-	
DC 3 wire 10-30V PNP N.C.	D1P2-R1520P-C3A2	4	-	
DC 4 wire 10-30V Changeover PNP (N.O. & N.C.)	D1P2-R1520P-S4A2	6	-	
DC 4 wire 10-30V Changeover NPN (N.O. & N.C.)	D1P2-R1520N-S4A2	5	-	
DC 2 wire 10-60V N.O.	-		D4P2-R1520C-O2A2	7
DC 2 wire 10-60V N.C.	-		D4P2-R1520C-C2A2	8
NAMUR	-		-	
	-		-	
	-		-	
	-		-	
	-		-	
	-		-	
Wiring diagram number				
Dimensions (unit: mm)	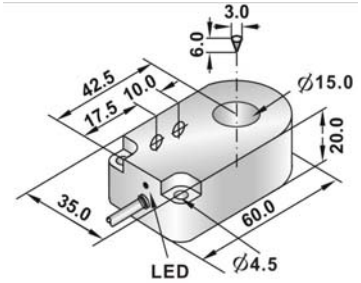		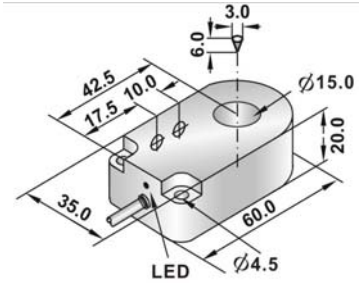	
Cable 2M (PVC)	4φ 3x0.15		4φ 2x0.15	
Weight	approx.95g		approx.95g	

Subject to modifications without notice

Tel: +86-755-2646 7962 Fax: +86-755-2646 7925 MSN: dfan852@hotmail.com
Web: www.mountiger.com E-mail: sales@mountiger.com QQ: 873764592

Mountiger Sensing the future

DC INDUCTIVE PROXIMITY RING SWITCH(15mm)

Diameter of Ring	15mm		15mm	
Shielded/non-Shielded	Non-Shielded		Non-Shielded	
Switching Distance, Sn mm	20mm		20mm	
Housing Material	PBT		PBT	
With LED/Without LED	With LED		With LED	
Picture				
Operating Voltage and Ripple	10-30VDC(Ripple<10%)		10-60VDC(Ripple<10%)	
Mini time Between Targets	-		-	
No Load Current	≤15mA		≤1.8mA	
Max. Load Current	200mA		100mA	
Leakge Current	≤10μA		≤1.2mA	
Surge Current	-		-	
Mini. Load Current	-		3mA	
Voltage Drop	≤1.5V at 200mA		≤6V at 100mA	
Switching Frequency	1.5KHz		1.5KHz	
Pulse Duration	-		-	
Switching Hysteresis	<15%(Sr)		<15%(Sr)	
Repeat Accuracy	<2.0%(Sr)		<2.0%(Sr)	
Protection Category	IP67		IP67	
Operating Temperature	-25 ℃ - +70 ℃		-25 ℃ - +70 ℃	
Temperature Drift	<10%(Sr)		<10%(Sr)	
Min. Target	Diameter 3mm, Length 6mm		Diameter 3mm, Length 6mm	
Reverse Polarity Protection	YES		YES	
Short Circuit Protection	YES		YES	
Overload Trip Point	220-280mA		120-150mA	
EMC	RFI>3V/M; EFT>1KV; ESD>4KV(contact)		RFI>3V/M; EFT>1KV; ESD>4KV(contact)	
Shock/Vibration	IEC60947-5-2 Part 7.4.1 and Part 7.4.2		IEC60947-5-2 Part 7.4.1 and Part 7.4.2	
DC 3 wire 10-30V NPN N.O.	D1P2-R1520N-OEA4	31	-	
DC 3 wire 10-30V NPN N.C.	D1P2-R1520N-CEA4	32	-	
DC 3 wire 10-30V PNP N.O.	D1P2-R1520P-OEA4	33	-	
DC 3 wire 10-30V PNP N.C.	D1P2-R1520P-CEA4	34	-	
DC 4 wire 10-30V Changeover PNP (N.O. & N.C.)	D1P2-R1520P-SEA4	36	-	
DC 4 wire 10-30V Changeover NPN (N.O. & N.C.)	D1P2-R1520N-SEA4	35	-	
DC 2 wire 10-60V N.O.	-		D4P2-R1520C-OEA4	37
DC 2 wire 10-60V N.C.	-		D4P2-R1520C-CEA4	38
NAMUR	-		-	
	-		-	
	-		-	
	-		-	
	-		-	
	-		-	
Wiring diagram number				
Dimensions (unit: mm)	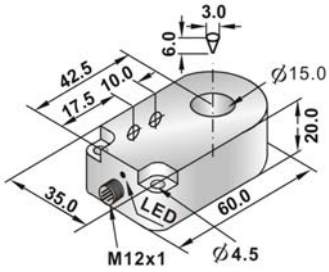		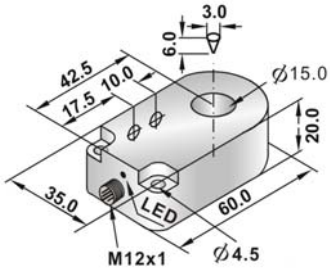	
Cable 2M (PVC)	M12 Euro-style		M12 Euro-style	
Weight	approx.48g		approx.48g	

Subject to modifications without notice

Tel: +86-755-2646 7962 Fax: +86-755-2646 7925 MSN: dfan852@hotmail.com
Web: www.mountiger.com E-mail: sales@mountiger.com QQ: 873764592

Mountiger Sensing the future

DC INDUCTIVE PROXIMITY RING SWITCH(21mm)

Diameter of Ring	21mm		21mm	
Shielded/non-Shielded	Non-Shielded		Non-Shielded	
Switching Distance, Sn mm	20mm		20mm	
Housing Material	PBT		PBT	
With LED/Without LED	With LED		With LED	
Picture				
Operating Voltage and Ripple	10-30VDC(Ripple<10%)		10-60VDC(Ripple<10%)	
Mini time Between Targets	-		-	
No Load Current	≤15mA		≤1.8mA	
Max. Load Current	200mA		100mA	
Leakge Current	≤10μA		≤1.2mA	
Surge Current	-		-	
Mini. Load Current	-		3mA	
Voltage Drop	≤1.5V at 200mA		≤6V at 100mA	
Switching Frequency	1KHz		1KHz	
Pulse Duration	-		-	
Switching Hysteresis	<15%(Sr)		<15%(Sr)	
Repeat Accuracy	<2.0%(Sr)		<2.0%(Sr)	
Protection Category	IP67		IP67	
Operating Temperature	-25 ℃ - +70 ℃		-25 ℃ - +70 ℃	
Temperature Drift	<10%(Sr)		<10%(Sr)	
Min. Target	Diameter 6mm, Length 12mm		Diameter 6mm, Length 12mm	
Reverse Polarity Protection	YES		YES	
Short Circuit Protection	YES		YES	
Overload Trip Point	220-280mA		120-150mA	
EMC	RFI>3V/M; EFT>1KV; ESD>4KV(contact)		RFI>3V/M; EFT>1KV; ESD>4KV(contact)	
Shock/Vibration	IEC60947-5-2 Part 7.4.1 and Part 7.4.2		IEC60947-5-2 Part 7.4.1 and Part 7.4.2	
DC 3 wire 10-30V NPN N.O.	D1P2-R2120N-O3A2	1	-	
DC 3 wire 10-30V NPN N.C.	D1P2-R2120N-C3A2	2	-	
DC 3 wire 10-30V PNP N.O.	D1P2-R2120P-O3A2	3	-	
DC 3 wire 10-30V PNP N.C.	D1P2-R2120P-C3A2	4	-	
DC 4 wire 10-30V Changeover PNP (N.O. & N.C.)	D1P2-R2120P-S4A2	6	-	
DC 4 wire 10-30V Changeover NPN (N.O. & N.C.)	D1P2-R2120N-S4A2	5	-	
DC 2 wire 10-60V N.O.	-		D4P2-R2120C-O2A2	7
DC 2 wire 10-60V N.C.	-		D4P2-R2120C-C2A2	8
NAMUR	-		-	
	-		-	
	-		-	
	-		-	
	-		-	
	-		-	
Wiring diagram number				
Dimensions (unit: mm)	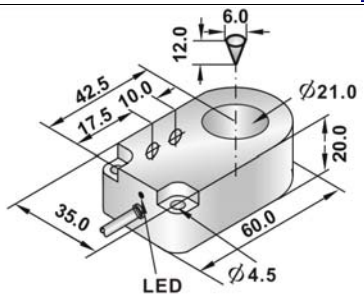		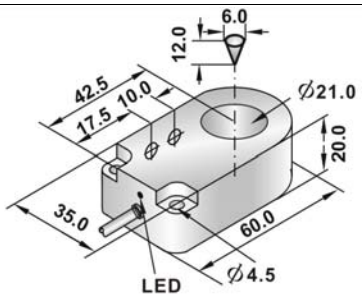	
Cable 2M (PVC)	4φ 3x0.15		4φ 2x0.15	
Weight	approx.91g		approx.91g	

Subject to modifications without notice

Tel: +86-755-2646 7962 Fax: +86-755-2646 7925 MSN: dfan852@hotmail.com
Web: www.mountiger.com E-mail: sales@mountiger.com QQ: 873764592

Mountiger Sensing the future

DC INDUCTIVE PROXIMITY RING SWITCH(21mm)

Diameter of Ring	21mm		21mm	
Shielded/non-Shielded	Non-Shielded		Non-Shielded	
Switching Distance, Sn mm	20mm		20mm	
Housing Material	PBT		PBT	
With LED/Without LED	With LED		With LED	
Picture				
Operating Voltage and Ripple	10-30VDC(Ripple<10%)		10-60VDC(Ripple<10%)	
Mini time Between Targets	-		-	
No Load Current	≤15mA		≤1.8mA	
Max. Load Current	200mA		100mA	
Leakge Current	≤10μA		≤1.2mA	
Surge Current	-		-	
Mini. Load Current	-		3mA	
Voltage Drop	≤1.5V at 200mA		≤6V at 100mA	
Switching Frequency	1KHz		1KHz	
Pulse Duration	-		-	
Switching Hysteresis	<15%(Sr)		<15%(Sr)	
Repeat Accuracy	<2.0%(Sr)		<2.0%(Sr)	
Protection Category	IP67		IP67	
Operating Temperature	-25 ℃ - +70 ℃		-25 ℃ - +70 ℃	
Temperature Drift	<10%(Sr)		<10%(Sr)	
Min. Target	Diameter 6mm, Length 12mm		Diameter 6mm, Length 12mm	
Reverse Polarity Protection	YES		YES	
Short Circuit Protection	YES		YES	
Overload Trip Point	220-280mA		120-150mA	
EMC	RFI>3V/M; EFT>1KV; ESD>4KV(contact)		RFI>3V/M; EFT>1KV; ESD>4KV(contact)	
Shock/Vibration	IEC60947-5-2 Part 7.4.1 and Part 7.4.2		IEC60947-5-2 Part 7.4.1 and Part 7.4.2	
DC 3 wire 10-30V NPN N.O.	D1P2-R2120N-OEA4	31	-	
DC 3 wire 10-30V NPN N.C.	D1P2-R2120N-CEA4	32	-	
DC 3 wire 10-30V PNP N.O.	D1P2-R2120P-OEA4	33	-	
DC 3 wire 10-30V PNP N.C.	D1P2-R2120P-CEA4	34	-	
DC 4 wire 10-30V Changeover PNP (N.O. & N.C.)	D1P2-R2120P-SEA4	36	-	
DC 4 wire 10-30V Changeover NPN (N.O. & N.C.)	D1P2-R2120N-SEA4	35	-	
DC 2 wire 10-60V N.O.	-		D4P2-R2120C-OEA4	37
DC 2 wire 10-60V N.C.	-		D4P2-R2120C-CEA4	38
NAMUR	-		-	
	-		-	
	-		-	
	-		-	
	-		-	
	-		-	
Wiring diagram number				
Dimensions (unit: mm)	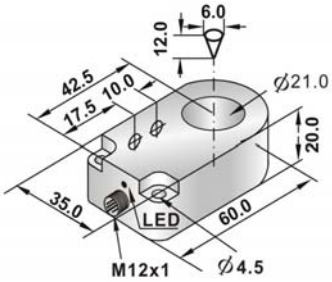		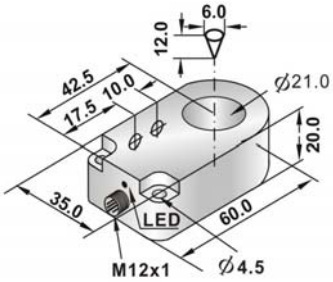	
Cable 2M (PVC)	M12 Euro-style		M12 Euro-style	
Weight	approx.50g		approx.50g	

Subject to modifications without notice

Tel: +86-755-2646 7962 Fax: +86-755-2646 7925 MSN: dfan852@hotmail.com
Web: www.mountiger.com E-mail: sales@mountiger.com QQ: 873764592

Mountiger Sensing the future

NAMUR INDUCTIVE PROXIMITY RING SWITCH(6mm & 10mm)

Diameter of Ring	6mm		10mm	
Shielded/non-Shielded	Non-Shielded		Non-Shielded	
Switching Distance, Sn mm	20mm		20mm	
Housing Material	PBT		PBT	
With LED/Without LED	With LED		With LED	
Picture				
Operating Voltage and Ripple	6-12VDC(Ripple<10%)		6-12VDC(Ripple<10%)	
Mini time Between Targets	-		-	
No Load Current	⩾2.2mA (OFF); ⩽0.1mA (ON)		⩾2.2mA (OFF); ⩽0.1mA (ON)	
Max. Load Current	-		-	
Leakge Current	-		-	
Surge Current	-		-	
Mini. Load Current	-		-	
Voltage Drop	-		-	
Switching Frequency	2KHz		2KHz	
Pulse Duration	-		-	
Switching Hysteresis	<15%(Sr)		<15%(Sr)	
Repeat Accuracy	<2.0%(Sr)		<2.0%(Sr)	
Protection Category	IP67		IP67	
Operating Temperature	-25 ℃ - +70 ℃		-25 ℃ - +70 ℃	
Temperature Drift	-		-	
Min. Target	Diameter 2.5mm, Length 4mm		Diameter 2.5mm, Length 4mm	
Reverse Polarity Protection	-		-	
Short Circuit Protection	-		-	
Overload Trip Point	-		-	
EMC	RFI>3V/M; EFT>1KV; ESD>4KV(contact)		RFI>3V/M; EFT>1KV; ESD>4KV(contact)	
Shock/Vibration	IEC60947-5-2 Part 7.4.1 and Part 7.4.2		IEC60947-5-2 Part 7.4.1 and Part 7.4.2	
DC 3 wire 10-30V NPN N.O.	-		-	
DC 3 wire 10-30V NPN N.C.	-		-	
DC 3 wire 10-30V PNP N.O.	-		-	
DC 3 wire 10-30V PNP N.C.	-		-	
DC 4 wire 10-30V Changeover PNP (N.O. & N.C.)	-		-	
DC 4 wire 10-30V Changeover NPN (N.O. & N.C.)	-		-	
DC 2 wire 10-60V N.O.	-		-	
DC 2 wire 10-60V N.C.	-		-	
NAMUR	D6P2-R0620-NA	21	D6P2-R1020-NA	21
	-		-	
	-		-	
	-		-	
	-		-	
	-		-	
Wiring diagram number				
Dimensions (unit: mm)	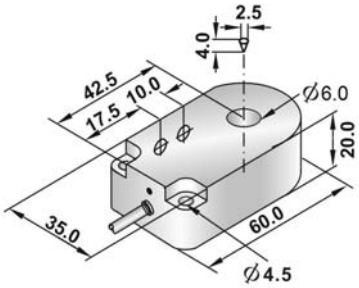		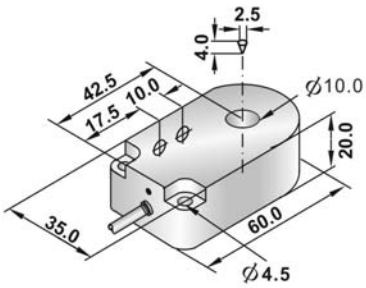	
Cable 2M (PVC)	4φ 3x0.15		4φ 2x0.15	
Weight	approx.97g		approx.95g	

Subject to modifications without notice

Tel: +86-755-2646 7962 Fax: +86-755-2646 7925 MSN: dfan852@hotmail.com
Web: www.mountiger.com E-mail: sales@mountiger.com QQ: 873764592

Mountiger Sensing the future

NAMUR INDUCTIVE PROXIMITY RING SWITCH(15mm & 21mm)

Diameter of Ring	15mm		21mm	
Shielded/non-Shielded	Non-Shielded		Non-Shielded	
Switching Distance, Sn mm	20mm		20mm	
Housing Material	PBT		PBT	
With LED/Without LED	With LED		With LED	
Picture				
Operating Voltage and Ripple	6-12VDC(Ripple<10%)		6-12VDC(Ripple<10%)	
Mini time Between Targets	-		-	
No Load Current	⩾2.2mA (OFF); ⩽0.1mA (ON)		⩾2.2mA (OFF); ⩽0.1mA (ON)	
Max. Load Current	-		-	
Leakge Current	-		-	
Surge Current	-		-	
Mini. Load Current	-		-	
Voltage Drop	-		-	
Switching Frequency	1.5KHz		1KHz	
Pulse Duration	-		-	
Switching Hysteresis	<15%(Sr)		<15%(Sr)	
Repeat Accuracy	<2.0%(Sr)		<2.0%(Sr)	
Protection Category	IP67		IP67	
Operating Temperature	-25 ℃ - +70 ℃		-25 ℃ - +70 ℃	
Temperature Drift	-		-	
Min. Target	Diameter 3mm, Length 6mm		Diameter 6mm, Length 12mm	
Reverse Polarity Protection	-		-	
Short Circuit Protection	-		-	
Overload Trip Point	-		-	
EMC	RFI>3V/M; EFT>1KV; ESD>4KV(contact)		RFI>3V/M; EFT>1KV; ESD>4KV(contact)	
Shock/Vibration	IEC60947-5-2 Part 7.4.1 and Part 7.4.2		IEC60947-5-2 Part 7.4.1 and Part 7.4.2	
DC 3 wire 10-30V NPN N.O.	-		-	
DC 3 wire 10-30V NPN N.C.	-		-	
DC 3 wire 10-30V PNP N.O.	-		-	
DC 3 wire 10-30V PNP N.C.	-		-	
DC 4 wire 10-30V Changeover PNP (N.O. & N.C.)	-		-	
DC 4 wire 10-30V Changeover NPN (N.O. & N.C.)	-		-	
DC 2 wire 10-60V N.O.	-		-	
DC 2 wire 10-60V N.C.	-		-	
NAMUR	D6P2-R1520-NA	21	D6P2-R2120-NA	21
	-		-	
	-		-	
	-		-	
	-		-	
	-		-	
Wiring diagram number				
Dimensions (unit: mm)	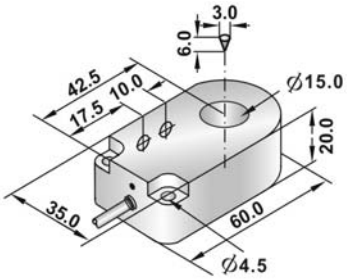		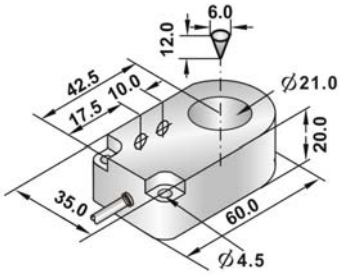	
Cable 2M (PVC)	4φ 2x0.15		4φ 3x0.15	
Weight	approx.95g		approx.91g	

Subject to modifications without notice

Tel: +86-755-2646 7962 Fax: +86-755-2646 7925 MSN: dfan852@hotmail.com
Web: www.mountiger.com E-mail: sales@mountiger.com QQ: 873764592

Mountiger Sensing the future

INDUCTIVE PROXIMITY SWITCH

Type	Sn (mm)	Shielded/non-Shielded	Housing Material	Housing Size(mm)	Terminal Version	Power	Page
φ6.5	1mm	Shielded	stainless steel	φ6.5x18	Cable	10-30VDC	A15-01
φ6.5	1mm	Shielded	stainless steel	φ6.5x18	pigtail	10-30VDC	A15-01
φ6.5	1mm	Shielded	stainless steel	φ6.5x18	Right angle Cable	10-30VDC	A15-02
φ6.5	1mm	Shielded	stainless steel	φ6.5x18	Right angle pigtail	10-30VDC	A15-02
φ6.5	1mm	Shielded	stainless steel	φ6.5x32	Pico-style	10-30VDC	A15-03
φ6.5	2mm	Shielded	stainless steel	φ6.5x18	Cable	10-30VDC	A15-04
φ6.5	2mm	Shielded	stainless steel	φ6.5x18	pigtail	10-30VDC	A15-04
φ6.5	2mm	Shielded	stainless steel	φ6.5x18	Right angle Cable	10-30VDC	A15-05
φ6.5	2mm	Shielded	stainless steel	φ6.5x18	Right angle pigtail	10-30VDC	A15-05
φ6.5	2mm	Shielded	stainless steel	φ6.5x32	Pico-style	10-30VDC	A15-03
φ6.5	3mm	Shielded	stainless steel	φ6.5x18	Cable	10-30VDC	A15-06
φ6.5	3mm	Shielded	stainless steel	φ6.5x18	pigtail	10-30VDC	A15-06
φ6.5	3mm	Shielded	stainless steel	φ6.5x18	Right angle Cable	10-30VDC	A15-07

Type	Sn (mm)	Shielded/non-Shielded	Housing Material	Housing Size(mm)	Terminal Version	Power	Page
φ6.5	3mm	Shielded	stainless steel	φ6.5x18	Right angle pigtail	10-30VDC	A15-07
φ6.5	3mm	Shielded	stainless steel	φ6.5x32	Pico-style	10-30VDC	A15-08
M 8	1mm	Shielded	stainless steel	M8x18	Cable	10-30VDC	A15-09
M 8	1mm	Shielded	stainless steel	M8x18	pigtail	10-30VDC	A15-09
M 8	1mm	Shielded	stainless steel	M8x32	Pico-style	10-30VDC	A15-10
M 8	2mm	Shielded	stainless steel	M8x18	Cable	10-30VDC	A15-11
M 8	2mm	Shielded	stainless steel	M8x18	pigtail	10-30VDC	A15-11
M 8	2mm	Shielded	stainless steel	M8x32	Pico-style	10-30VDC	A15-10
M 8	3mm	Shielded	stainless steel	M8x18	Cable	10-30VDC	A15-12
M 8	3mm	Shielded	stainless steel	M8x18	pigtail	10-30VDC	A15-12
M 8	3mm	Shielded	stainless steel	M8x32	Pico-style	10-30VDC	A15-13
φ8	1mm	Shielded	stainless steel	φ8x18	Cable	10-30VDC	A15-14
φ8	1mm	Shielded	stainless steel	φ8x18	pigtail	10-30VDC	A15-14
φ8	1mm	Shielded	stainless steel	φ8x32	Pico-style	10-30VDC	A15-15
φ8	2mm	Shielded	stainless steel	φ8x18	Cable	10-30VDC	A15-16
φ8	2mm	Shielded	stainless steel	φ8x18	pigtail	10-30VDC	A15-16
φ8	2mm	Shielded	stainless steel	φ8x32	Pico-style	10-30VDC	A15-15
φ8	3mm	Shielded	stainless steel	φ8x18	Cable	10-30VDC	A15-17
φ8	3mm	Shielded	stainless steel	φ8x18	pigtail	10-30VDC	A15-17
φ8	3mm	Shielded	stainless steel	φ8x32	Pico-style	10-30VDC	A15-18

Type	Sn (mm)	Shielded/non-Shielded	Housing Material	Housing Size(mm)	Terminal Version	Power	Page
Q8	1mm	Shielded	Nickel Plated brass	8x8x16	Cable	10-30VDC	A15-19
Q8	1mm	Shielded	Nickel Plated brass	8x8x16	pigtail	10-30VDC	A15-19
Q8	1mm	Shielded	Nickel Plated brass	8x8x28	Pico-style	10-30VDC	A15-20
Q8	2mm	Shielded	Nickel Plated brass	8x8x16	Cable	10-30VDC	A15-21
Q8	2mm	Shielded	Nickel Plated brass	8x8x16	pigtail	10-30VDC	A15-21
Q8	2mm	Shielded	Nickel Plated brass	8x8x28	Pico-style	10-30VDC	A15-20
Q8	3mm	Shielded	Nickel Plated brass	8x8x16	Cable	10-30VDC	A15-22
Q8	3mm	Shielded	Nickel Plated brass	8x8x16	pigtail	10-30VDC	A15-22
Q8	3mm	Shielded	Nickel Plated brass	8x8x28	Pico-style	10-30VDC	A15-23
M12	2mm	Shielded	nickel plated brass	M12x22	Cable	10-30VDC	A15-24
M12	2mm	Shielded	nickel plated brass	M12x45	Euro-style	10-30VDC	A15-24
M12	4mm	Shielded	nickel plated brass	M12x22	Cable	10-30VDC	A15-25
M12	4mm	Shielded	nickel plated brass	M12x45	Euro-style	10-30VDC	A15-25
M12	6mm	Shielded	nickel plated brass	M12x22	Cable	10-30VDC	A15-26
M12	6mm	Shielded	nickel plated brass	M12x45	Euro-style	10-30VDC	A15-26

DC MINI-SHORT INDUCTIVE PROXIMITY SWITCH(φ6.5)

Diameter	φ6.5		φ6.5	
Shielded/non-Shielded	Shielded		Shielded	
Switching Distance Sn mm	1mm		1mm	
Housing Material	stainless steel		stainless steel	
With LED/Without LED	With LED		With LED	
Picture				
Operating Voltage	10-30VDC		10-30VDC	
Ripple	<10%		<10%	
No Load Current	<10mA		<10mA	
Max. Load Current	200mA		200mA	
Leakge Current	<0.01mA		<0.01mA	
Voltage Drop	<1.5V		<1.5V	
Switching Frequency	2KHZ		2KHZ	
Response Time	0.1ms/0.1ms		0.1ms/0.1ms	
Switching Hysteresis	<15%(Sr)		<15%(Sr)	
Repeat Accuracy	<1.0%(Sr)		<1.0%(Sr)	
Protection Category	IP67		IP67	
Operating Temperature	-25 ℃ - +70 ℃		-25 ℃ - +70 ℃	
Temperature Drift	<10%(Sr)		<10%(Sr)	
Short Circuit Protection	YES		YES	
Overload Trip Point	220MA		220MA	
Material Active Face	POM		POM	
DC 3 wire 10-30V NPN N.O.	D1S1-φ6.501N-O3R2	1	D1S1-φ6.501N-OTR3	25
DC 3 wire 10-30V NPN N.C.	D1S1-φ6.501N-C3R2	2	D1S1-φ6.501N-CTR3	25
DC 3 wire 10-30V PNP N.O.	D1S1-φ6.501P-O3R2	3	D1S1-φ6.501P-OTR3	26
DC 3 wire 10-30V PNP N.C.	D1S1-φ6.501P-C3R2	4	D1S1-φ6.501P-CTR3	26
DC 4 wire 10-30V Changeover PNP (N.O. & N.C.)	-		-	
DC 4 wire 10-30V Changeover NPN (N.O. & N.C.)	-		-	
DC 2 wire 10-60V N.O.	-		-	
DC 2 wire 10-60V N.C.	-		-	
DC 3 wire 10-55v NPN N.O.	-		-	
DC 3 wire 10-55v NPN N.C.	-		-	
DC 3 wire 10-55v PNP N.O.	-		-	
DC 3 wire 10-55v PNP N.C.	-		-	
DC 3 wire 5-36V PNP N.C.	-		-	
DC 3 wire 5-36V PNP N.O.	-		-	
DC 3 wire 5-36V NPN N.C.	-		-	
DC 3 wire 5-36V NPN N.O.	-		-	
DC 4 wire 5-36V Changeover PNP (N.O & N.C.)	-		-	
DC 4 wire 5-36V Changeover NPN (N.O & N.C.)	-		-	
Wiring diagram number				
Dimensions (unit: mm)	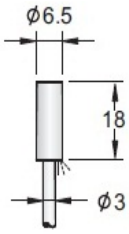		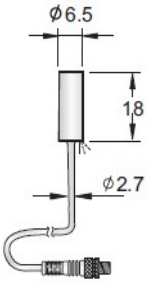	
Cable 2M (PVC)	3φ3x0.15		3φ3x0.15	
Weight	approx.30 g		approx.25 g	

Subject to modifications without notice

Tel: +86-755-2646 7962 Fax: +86-755-2646 7925 MSN: dfan852@hotmail.com
Web: www.mountiger.com E-mail: sales@mountiger.com QQ: 873764592

Mountiger Sensing the future

DC MINI-SHORT INDUCTIVE PROXIMITY SWITCH(φ6.5)

Diameter	φ6.5		φ6.5	
Shielded/non-Shielded	Shielded		Shielded	
Switching Distance Sn mm	1mm		1mm	
Housing Material	stainless steel		stainless steel	
With LED/Without LED	With LED		With LED	
Picture	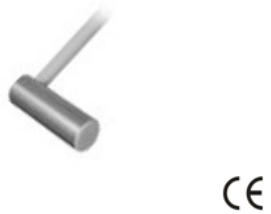			
Operating Voltage	10-30VDC		10-30VDC	
Ripple	<10%		<10%	
No Load Current	<10mA		<10mA	
Max. Load Current	200mA		200mA	
Leakge Current	<0.01mA		<0.01mA	
Voltage Drop	<1.5V		<1.5V	
Switching Frequency	2KHZ		2KHZ	
Response Time	0.1ms/0.1ms		0.1ms/0.1ms	
Switching Hysteresis	<15%(Sr)		<15%(Sr)	
Repeat Accuracy	<1.0%(Sr)		<1.0%(Sr)	
Protection Category	IP67		IP67	
Operating Temperature	-25 ℃ - +70 ℃		-25 ℃ - +70 ℃	
Temperature Drift	<10%(Sr)		<10%(Sr)	
Short Circuit Protection	YES		YES	
Overload Trip Point	220MA		220MA	
Material Active Face	POM		POM	
DC 3 wire 10-30V NPN N.O.	D1S1-φ6.501N-O3R2Y	1	D1S1-φ6.501N-OTR3Y	25
DC 3 wire 10-30V NPN N.C.	D1S1-φ6.501N-C3AR2	2	D1S1-φ6.501N-CTR3Y	25
DC 3 wire 10-30V PNP N.O.	D1S1-φ6.501P-O3R2Y	3	D1S1-φ6.501P-OTR3Y	26
DC 3 wire 10-30V PNP N.C.	D1S1-φ6.501P-C3R2Y	4	D1S1-φ6.501P-CTR3Y	26
DC 4 wire 10-30V Changeover PNP (N.O. & N.C.)	-		-	
DC 4 wire 10-30V Changeover NPN (N.O. & N.C.)	-		-	
DC 2 wire 10-60V N.O.	-		-	
DC 2 wire 10-60V N.C.	-		-	
DC 3 wire 10-55v NPN N.O.	-		-	
DC 3 wire 10-55v NPN N.C.	-		-	
DC 3 wire 10-55v PNP N.O.	-		-	
DC 3 wire 10-55v PNP N.C.	-		-	
DC 3 wire 5-36V PNP N.C.	-		-	
DC 3 wire 5-36V PNP N.O.	-		-	
DC 3 wire 5-36V NPN N.C.	-		-	
DC 3 wire 5-36V NPN N.O.	-		-	
DC 4 wire 5-36V Changeover PNP (N.O & N.C.)	-		-	
DC 4 wire 5-36V Changeover NPN (N.O & N.C.)	-		-	
Wiring diagram number				
Dimensions (unit: mm)	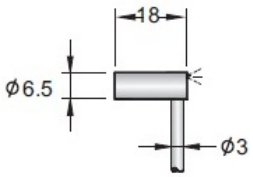		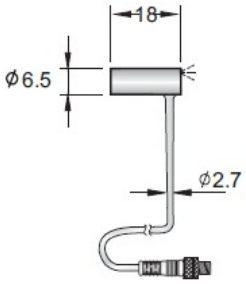	
Cable 2M (PVC)	3φ3x0.15		3φ3x0.15	
Weight	approx.30 g		approx.25 g	

Subject to modifications without notice

Tel: +86-755-2646 7962 Fax: +86-755-2646 7925 MSN: dfan852@hotmail.com
Web: www.mountiger.com E-mail: sales@mountiger.com QQ: 873764592

Mountiger Sensing the future

DC MINI-SHORT INDUCTIVE PROXIMITY SWITCH(φ6.5)

Diameter	φ6.5		φ6.5	
Shielded/non-Shielded	Shielded		Shielded	
Switching Distance Sn mm	1mm		2mm	
Housing Material	stainless steel		stainless steel	
With LED/Without LED	With LED		With LED	
Picture				
Operating Voltage	10-30VDC		10-30VDC	
Ripple	<10%		<10%	
No Load Current	<10mA		<10mA	
Max. Load Current	200mA		200mA	
Leakge Current	<0.01mA		<0.01mA	
Voltage Drop	<1.5V		<1.5V	
Switching Frequency	2KHZ		2KHZ	
Response Time	0.1ms/0.1ms		0.1ms/0.1ms	
Switching Hysteresis	<15%(Sr)		<15%(Sr)	
Repeat Accuracy	<1.0%(Sr)		<1.0%(Sr)	
Protection Category	IP67		IP67	
Operating Temperature	-25 ℃ - +70 ℃		-25 ℃ - +70 ℃	
Temperature Drift	<10%(Sr)		<10%(Sr)	
Short Circuit Protection	YES		YES	
Overload Trip Point	220MA		220MA	
Material Active Face	POM		POM	
DC 3 wire 10-30V NPN N.O.	D1S1-φ6.501N-OPR3	25	D1S1-φ6.502N-OPR3	25
DC 3 wire 10-30V NPN N.C.	D1S1-φ6.501N-CPR3	25	D1S1-φ6.502N-CPR3	25
DC 3 wire 10-30V PNP N.O.	D1S1-φ6.501P-OPR3	26	D1S1-φ6.502P-OPR3	26
DC 3 wire 10-30V PNP N.C.	D1S1-φ6.501P-CPR3	26	D1S1-φ6.502P-CPR3	26
DC 4 wire 10-30V Changeover PNP (N.O. & N.C.)	-		-	
DC 4 wire 10-30V Changeover NPN (N.O. & N.C.)	-		-	
DC 2 wire 10-60V N.O.	-		-	
DC 2 wire 10-60V N.C.	-		-	
DC 3 wire 10-55v NPN N.O.	-		-	
DC 3 wire 10-55v NPN N.C.	-		-	
DC 3 wire 10-55v PNP N.O.	-		-	
DC 3 wire 10-55v PNP N.C.	-		-	
DC 3 wire 5-36V PNP N.C.	-		-	
DC 3 wire 5-36V PNP N.O.	-		-	
DC 3 wire 5-36V NPN N.C.	-		-	
DC 3 wire 5-36V NPN N.O.	-		-	
DC 4 wire 5-36V Changeover PNP (N.O & N.C.)	-		-	
DC 4 wire 5-36V Changeover NPN (N.O & N.C.)	-		-	
Wiring diagram number				
Dimensions (unit: mm)	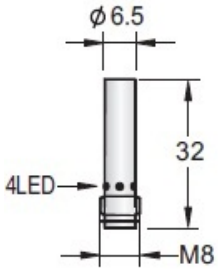		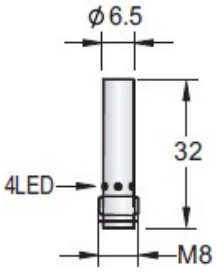	
Cable 2M (PVC)	3φ3x0.15		3φ3x0.15	
Weight	approx.40 g		approx.40 g	

Subject to modifications without notice

Tel: +86-755-2646 7962 Fax: +86-755-2646 7925 MSN: dfan852@hotmail.com
Web: www.mountiger.com E-mail: sales@mountiger.com QQ: 873764592

Mountiger Sensing the future

DC MINI-SHORT INDUCTIVE PROXIMITY SWITCH(φ6.5)

Diameter	φ6.5		φ6.5	
Shielded/non-Shielded	Shielded		Shielded	
Switching Distance Sn mm	2mm		2mm	
Housing Material	stainless steel		stainless steel	
With LED/Without LED	With LED		With LED	
Picture				
Operating Voltage	10-30VDC		10-30VDC	
Ripple	<10%		<10%	
No Load Current	<10mA		<10mA	
Max. Load Current	200mA		200mA	
Leakge Current	<0.01mA		<0.01mA	
Voltage Drop	<1.5V		<1.5V	
Switching Frequency	2KHZ		2KHZ	
Response Time	0.1ms/0.1ms		0.1ms/0.1ms	
Switching Hysteresis	<15%(Sr)		<15%(Sr)	
Repeat Accuracy	<1.0%(Sr)		<1.0%(Sr)	
Protection Category	IP67		IP67	
Operating Temperature	-25 ℃ - +70 ℃		-25 ℃ - +70 ℃	
Temperature Drift	<10%(Sr)		<10%(Sr)	
Short Circuit Protection	YES		YES	
Overload Trip Point	220MA		220MA	
Material Active Face	POM		POM	
DC 3 wire 10-30V NPN N.O.	D1S1-φ6.502N-O3R2	1	D1S1-φ6.502N-OTR3	25
DC 3 wire 10-30V NPN N.C.	D1S1-φ6.502N-C3R2	2	D1S1-φ6.502N-CTR3	25
DC 3 wire 10-30V PNP N.O.	D1S1-φ6.502P-O3R2	3	D1S1-φ6.502P-OTR3	26
DC 3 wire 10-30V PNP N.C.	D1S1-φ6.502P-C3R2	4	D1S1-φ6.502P-CTR3	26
DC 4 wire 10-30V Changeover PNP (N.O. & N.C.)	-		-	
DC 4 wire 10-30V Changeover NPN (N.O. & N.C.)	-		-	
DC 2 wire 10-60V N.O.	-		-	
DC 2 wire 10-60V N.C.	-		-	
DC 3 wire 10-55v NPN N.O.	-		-	
DC 3 wire 10-55v NPN N.C.	-		-	
DC 3 wire 10-55v PNP N.O.	-		-	
DC 3 wire 10-55v PNP N.C.	-		-	
DC 3 wire 5-36V PNP N.C.	-		-	
DC 3 wire 5-36V PNP N.O.	-		-	
DC 3 wire 5-36V NPN N.C.	-		-	
DC 3 wire 5-36V NPN N.O.	-		-	
DC 4 wire 5-36V Changeover PNP (N.O & N.C.)	-		-	
DC 4 wire 5-36V Changeover NPN (N.O & N.C.)	-		-	
Wiring diagram number				
Dimensions (unit: mm)	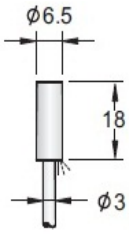		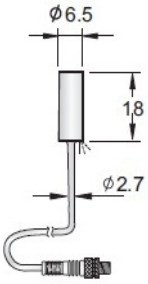	
Cable 2M (PVC)	3φ3x0.15		3φ3x0.15	
Weight	approx.30 g		approx.25 g	

Subject to modifications without notice

Tel: +86-755-2646 7962 Fax: +86-755-2646 7925 MSN: dfan852@hotmail.com
Web: www.mountiger.com E-mail: sales@mountiger.com QQ: 873764592

Mountiger Sensing the future

DC MINI-SHORT INDUCTIVE PROXIMITY SWITCH(φ6.5)

Diameter	φ6.5		φ6.5	
Shielded/non-Shielded	Shielded		Shielded	
Switching Distance Sn mm	2mm		2mm	
Housing Material	stainless steel		stainless steel	
With LED/Without LED	With LED		With LED	
Picture				
Operating Voltage	10-30VDC		10-30VDC	
Ripple	<10%		<10%	
No Load Current	<10mA		<10mA	
Max. Load Current	200mA		200mA	
Leakge Current	<0.01mA		<0.01mA	
Voltage Drop	<1.5V		<1.5V	
Switching Frequency	2KHZ		2KHZ	
Response Time	0.1ms/0.1ms		0.1ms/0.1ms	
Switching Hysteresis	<15%(Sr)		<15%(Sr)	
Repeat Accuracy	<1.0%(Sr)		<1.0%(Sr)	
Protection Category	IP67		IP67	
Operating Temperature	-25 ℃ - +70 ℃		-25 ℃ - +70 ℃	
Temperature Drift	<10%(Sr)		<10%(Sr)	
Short Circuit Protection	YES		YES	
Overload Trip Point	220MA		220MA	
Material Active Face	POM		POM	
DC 3 wire 10-30V NPN N.O.	D1S1-φ6.502N-O3R2Y	1	D1S1-φ6.502N-OTR3Y	25
DC 3 wire 10-30V NPN N.C.	D1S1-φ6.502N-C3AR2	2	D1S1-φ6.502N-CTR3Y	25
DC 3 wire 10-30V PNP N.O.	D1S1-φ6.502P-O3R2Y	3	D1S1-φ6.502P-OTR3Y	26
DC 3 wire 10-30V PNP N.C.	D1S1-φ6.502P-C3R2Y	4	D1S1-φ6.502P-CTR3Y	26
DC 4 wire 10-30V Changeover PNP (N.O. & N.C.)	-		-	
DC 4 wire 10-30V Changeover NPN (N.O. & N.C.)	-		-	
DC 2 wire 10-60V N.O.	-		-	
DC 2 wire 10-60V N.C.	-		-	
DC 3 wire 10-55v NPN N.O.	-		-	
DC 3 wire 10-55v NPN N.C.	-		-	
DC 3 wire 10-55v PNP N.O.	-		-	
DC 3 wire 10-55v PNP N.C.	-		-	
DC 3 wire 5-36V PNP N.C.	-		-	
DC 3 wire 5-36V PNP N.O.	-		-	
DC 3 wire 5-36V NPN N.C.	-		-	
DC 3 wire 5-36V NPN N.O.	-		-	
DC 4 wire 5-36V Changeover PNP (N.O & N.C.)	-		-	
DC 4 wire 5-36V Changeover NPN (N.O & N.C.)	-		-	
Wiring diagram number				
Dimensions (unit: mm)	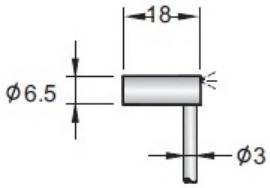		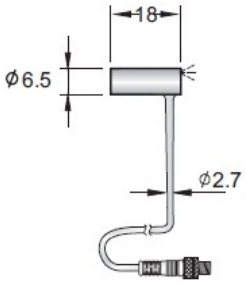	
Cable 2M (PVC)	3φ3x0.15		3φ3x0.15	
Weight	approx.30 g		approx.25 g	

Subject to modifications without notice

Tel: +86-755-2646 7962 Fax: +86-755-2646 7925 MSN: dfan852@hotmail.com
Web: www.mountiger.com E-mail: sales@mountiger.com QQ: 873764592

Mountiger Sensing the future

DC MINI-SHORT INDUCTIVE PROXIMITY SWITCH(φ6.5)

Diameter	φ6.5		φ6.5	
Shielded/non-Shielded	Shielded		Shielded	
Switching Distance Sn mm	3mm		3mm	
Housing Material	stainless steel		stainless steel	
With LED/Without LED	With LED		With LED	
Picture				
Operating Voltage	10-30VDC		10-30VDC	
Ripple	<10%		<10%	
No Load Current	<10mA		<10mA	
Max. Load Current	200mA		200mA	
Leakge Current	<0.01mA		<0.01mA	
Voltage Drop	<1.5V		<1.5V	
Switching Frequency	1KHZ		1KHZ	
Response Time	0.1ms/0.1ms		0.1ms/0.1ms	
Switching Hysteresis	<15%(Sr)		<15%(Sr)	
Repeat Accuracy	<1.0%(Sr)		<1.0%(Sr)	
Protection Category	IP67		IP67	
Operating Temperature	-25 ℃ - +70 ℃		-25 ℃ - +70 ℃	
Temperature Drift	<10%(Sr)		<10%(Sr)	
Short Circuit Protection	YES		YES	
Overload Trip Point	220MA		220MA	
Material Active Face	POM		POM	
DC 3 wire 10-30V NPN N.O.	D1S1-φ6.503N-O3R2	1	D1S1-φ6.503N-OTR3	25
DC 3 wire 10-30V NPN N.C.	D1S1-φ6.503N-C3R2	2	D1S1-φ6.503N-CTR3	25
DC 3 wire 10-30V PNP N.O.	D1S1-φ6.503P-O3R2	3	D1S1-φ6.503P-OTR3	26
DC 3 wire 10-30V PNP N.C.	D1S1-φ6.503P-C3R2	4	D1S1-φ6.503P-CTR3	26
DC 4 wire 10-30V Changeover PNP (N.O. & N.C.)	-		-	
DC 4 wire 10-30V Changeover NPN (N.O. & N.C.)	-		-	
DC 2 wire 10-60V N.O.	-		-	
DC 2 wire 10-60V N.C.	-		-	
DC 3 wire 10-55v NPN N.O.	-		-	
DC 3 wire 10-55v NPN N.C.	-		-	
DC 3 wire 10-55v PNP N.O.	-		-	
DC 3 wire 10-55v PNP N.C.	-		-	
DC 3 wire 5-36V PNP N.C.	-		-	
DC 3 wire 5-36V PNP N.O.	-		-	
DC 3 wire 5-36V NPN N.C.	-		-	
DC 3 wire 5-36V NPN N.O.	-		-	
DC 4 wire 5-36V Changeover PNP (N.O & N.C.)	-		-	
DC 4 wire 5-36V Changeover NPN (N.O & N.C.)	-		-	
Wiring diagram number				
Dimensions (unit: mm)	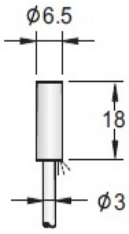		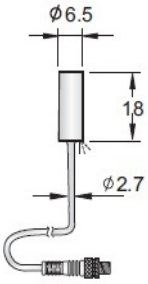	
Cable 2M (PVC)	3φ3x0.15		3φ3x0.15	
Weight	approx.30 g		approx.25 g	

Subject to modifications without notice

Tel: +86-755-2646 7962 Fax: +86-755-2646 7925 MSN: dfan852@hotmail.com
Web: www.mountiger.com E-mail: sales@mountiger.com QQ: 873764592

Mountiger Sensing the future

DC MINI-SHORT INDUCTIVE PROXIMITY SWITCH(φ6.5)

Diameter	φ6.5		φ6.5	
Shielded/non-Shielded	Shielded		Shielded	
Switching Distance Sn mm	3mm		3mm	
Housing Material	stainless steel		stainless steel	
With LED/Without LED	With LED		With LED	
Picture	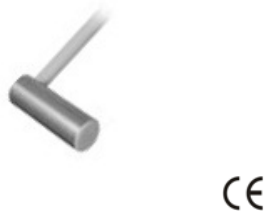			
Operating Voltage	10-30VDC		10-30VDC	
Ripple	<10%		<10%	
No Load Current	<10mA		<10mA	
Max. Load Current	200mA		200mA	
Leakge Current	<0.01mA		<0.01mA	
Voltage Drop	<1.5V		<1.5V	
Switching Frequency	1KHZ		1KHZ	
Response Time	0.1ms/0.1ms		0.1ms/0.1ms	
Switching Hysteresis	<15%(Sr)		<15%(Sr)	
Repeat Accuracy	<1.0%(Sr)		<1.0%(Sr)	
Protection Category	IP67		IP67	
Operating Temperature	-25 ℃ - +70 ℃		-25 ℃ - +70 ℃	
Temperature Drift	<10%(Sr)		<10%(Sr)	
Short Circuit Protection	YES		YES	
Overload Trip Point	220MA		220MA	
Material Active Face	POM		POM	
DC 3 wire 10-30V NPN N.O.	D1S1-φ6.503N-O3R2Y	1	D1S1-φ6.503N-OTR3Y	25
DC 3 wire 10-30V NPN N.C.	D1S1-φ6.503N-C3AR2	2	D1S1-φ6.503N-CTR3Y	25
DC 3 wire 10-30V PNP N.O.	D1S1-φ6.503P-O3R2Y	3	D1S1-φ6.503P-OTR3Y	26
DC 3 wire 10-30V PNP N.C.	D1S1-φ6.503P-C3R2Y	4	D1S1-φ6.503P-CTR3Y	26
DC 4 wire 10-30V Changeover PNP (N.O. & N.C.)	-		-	
DC 4 wire 10-30V Changeover NPN (N.O. & N.C.)	-		-	
DC 2 wire 10-60V N.O.	-		-	
DC 2 wire 10-60V N.C.	-		-	
DC 3 wire 10-55v NPN N.O.	-		-	
DC 3 wire 10-55v NPN N.C.	-		-	
DC 3 wire 10-55v PNP N.O.	-		-	
DC 3 wire 10-55v PNP N.C.	-		-	
DC 3 wire 5-36V PNP N.C.	-		-	
DC 3 wire 5-36V PNP N.O.	-		-	
DC 3 wire 5-36V NPN N.C.	-		-	
DC 3 wire 5-36V NPN N.O.	-		-	
DC 4 wire 5-36V Changeover PNP (N.O & N.C.)	-		-	
DC 4 wire 5-36V Changeover NPN (N.O & N.C.)	-		-	
Wiring diagram number				
Dimensions (unit: mm)	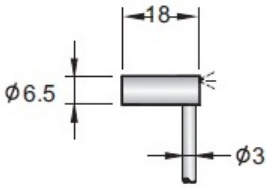		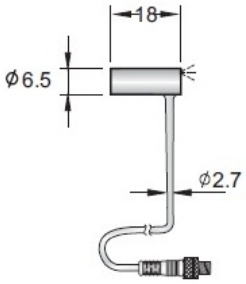	
Cable 2M (PVC)	3φ3x0.15		3φ3x0.15	
Weight	approx.30 g		approx.25 g	

Subject to modifications without notice

Tel: +86-755-2646 7962 Fax: +86-755-2646 7925 MSN: dfan852@hotmail.com
Web: www.mountiger.com E-mail: sales@mountiger.com QQ: 873764592

Mountiger Sensing the future

DC MINI-SHORT INDUCTIVE PROXIMITY SWITCH(φ6.5)

Diameter	φ6.5			
Shielded/non-Shielded	Shielded			
Switching Distance Sn mm	3mm			
Housing Material	stainless steel			
With LED/Without LED	With LED			
Picture	CE			
Operating Voltage	10-30VDC			
Ripple	<10%			
No Load Current	<10mA			
Max. Load Current	200mA			
Leakge Current	<0.01mA			
Voltage Drop	<1.5V			
Switching Frequency	1KHZ			
Response Time	0.1ms/0.1ms			
Switching Hysteresis	<15%(Sr)			
Repeat Accuracy	<1.0%(Sr)			
Protection Category	IP67			
Operating Temperature	-25 ℃ - +70 ℃			
Temperature Drift	<10%(Sr)			
Short Circuit Protection	YES			
Overload Trip Point	220MA			
Material Active Face	POM			
DC 3 wire 10-30V NPN N.O.	D1S1-φ6.503N-OPR3	25		
DC 3 wire 10-30V NPN N.C.	D1S1-φ6.503N-CPR3	25		
DC 3 wire 10-30V PNP N.O.	D1S1-φ6.503P-OPR3	26		
DC 3 wire 10-30V PNP N.C.	D1S1-φ6.503P-CPR3	26		
DC 4 wire 10-30V Changeover PNP (N.O. & N.C.)	-			
DC 4 wire 10-30V Changeover NPN (N.O. & N.C.)	-			
DC 2 wire 10-60V N.O.	-			
DC 2 wire 10-60V N.C.	-			
DC 3 wire 10-55v NPN N.O.	-			
DC 3 wire 10-55v NPN N.C.	-			
DC 3 wire 10-55v PNP N.O.	-			
DC 3 wire 10-55v PNP N.C.	-			
DC 3 wire 5-36V PNP N.C.	-			
DC 3 wire 5-36V PNP N.O.	-			
DC 3 wire 5-36V NPN N.C.	-			
DC 3 wire 5-36V NPN N.O.	-			
DC 4 wire 5-36V Changeover PNP (N.O & N.C.)	-			
DC 4 wire 5-36V Changeover NPN (N.O & N.C.)	-			
Wiring diagram number				
Dimensions (unit: mm)	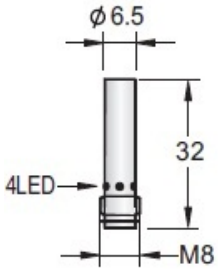			
Cable 2M (PVC)	3φ3x0.15			
Weight	approx.40 g			

Subject to modifications without notice

Tel: +86-755-2646 7962 Fax: +86-755-2646 7925 MSN: dfan852@hotmail.com
Web: www.mountiger.com E-mail: sales@mountiger.com QQ: 873764592

Mountiger Sensing the future

DC MINI-SHORT INDUCTIVE PROXIMITY SWITCH(M8)

Diameter	M8		M8	
Shielded/non-Shielded	Shielded		Shielded	
Switching Distance Sn mm	1mm		1mm	
Housing Material	stainless steel		stainless steel	
With LED/Without LED	With LED		With LED	
Picture				
Operating Voltage	10-30VDC		10-30VDC	
Ripple	<10%		<10%	
No Load Current	<10mA		<10mA	
Max. Load Current	200mA		200mA	
Leakge Current	<0.01mA		<0.01mA	
Voltage Drop	<1.5V		<1.5V	
Switching Frequency	2KHZ		2KHZ	
Response Time	0.1ms/0.1ms		0.1ms/0.1ms	
Switching Hysteresis	<15%(Sr)		<15%(Sr)	
Repeat Accuracy	<1.0%(Sr)		<1.0%(Sr)	
Protection Category	IP67		IP67	
Operating Temperature	-25 ℃ - +70 ℃		-25 ℃ - +70 ℃	
Temperature Drift	<10%(Sr)		<10%(Sr)	
Short Circuit Protection	YES		YES	
Overload Trip Point	220MA		220MA	
Material Active Face	POM		POM	
DC 3 wire 10-30V NPN N.O.	D1S1-M0801N-O3R2	1	D1S1-M0801N-OTR3	25
DC 3 wire 10-30V NPN N.C.	D1S1-M0801N-C3R2	2	D1S1-M0801N-CTR3	25
DC 3 wire 10-30V PNP N.O.	D1S1-M0801P-O3R2	3	D1S1-M0801P-OTR3	26
DC 3 wire 10-30V PNP N.C.	D1S1-M0801P-C3R2	4	D1S1-M0801P-CTR3	26
DC 4 wire 10-30V Changeover PNP (N.O. & N.C.)	-		-	
DC 4 wire 10-30V Changeover NPN (N.O. & N.C.)	-		-	
DC 2 wire 10-60V N.O.	-		-	
DC 2 wire 10-60V N.C.	-		-	
DC 3 wire 10-55V NPN N.O.	-		-	
DC 3 wire 10-55V NPN N.C.	-		-	
DC 3 wire 10-55V PNP N.O.	-		-	
DC 3 wire 10-55V PNP N.C.	-		-	
DC 3 wire 5-36V PNP N.C.	-		-	
DC 3 wire 5-36V PNP N.O.	-		-	
DC 3 wire 5-36V NPN N.C.	-		-	
DC 3 wire 5-36V NPN N.O.				
DC 4 wire 5-36V Changeover PNP (N.O & N.C.)	-		-	
DC 4 wire 5-36V Changeover NPN (N.O & N.C.)	-		-	
Wiring diagram number				
Dimensions (unit: mm)	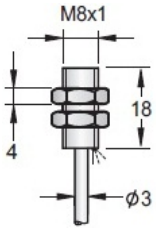		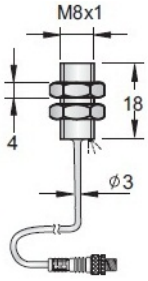	
Cable 2M (PVC)	3φ3x0.15		3φ3x0.15	
Weight	approx.35 g		approx.25 g	

Subject to modifications without notice

Tel: +86-755-2646 7962 Fax: +86-755-2646 7925 MSN: dfan852@hotmail.com
Web: www.mountiger.com E-mail: sales@mountiger.com QQ: 873764592

Mountiger Sensing the future

DC MINI-SHORT INDUCTIVE PROXIMITY SWITCH(M8)

Diameter	M8		M8	
Shielded/non-Shielded	Shielded		Shielded	
Switching Distance Sn mm	1mm		2mm	
Housing Material	stainless steel		stainless steel	
With LED/Without LED	With LED		With LED	
Picture				
Operating Voltage	10-30VDC		10-30VDC	
Ripple	<10%		<10%	
No Load Current	<10mA		<10mA	
Max. Load Current	200mA		200mA	
Leakge Current	<0.01mA		<0.01mA	
Voltage Drop	<1.5V		<1.5V	
Switching Frequency	2KHZ		2KHZ	
Response Time	0.1ms/0.1ms		0.1ms/0.1ms	
Switching Hysteresis	<15%(Sr)		<15%(Sr)	
Repeat Accuracy	<1.0%(Sr)		<1.0%(Sr)	
Protection Category	IP67		IP67	
Operating Temperature	-25 ℃ - +70 ℃		-25 ℃ - +70 ℃	
Temperature Drift	<10%(Sr)		<10%(Sr)	
Short Circuit Protection	YES		YES	
Overload Trip Point	220MA		220MA	
Material Active Face	POM		POM	
DC 3 wire 10-30V NPN N.O.	D1S1-M0801N-OPR3	25	D1S1-M0802N-OPR3	25
DC 3 wire 10-30V NPN N.C.	D1S1-M0801N-CPR3	25	D1S1-M0802N-CPR3	25
DC 3 wire 10-30V PNP N.O.	D1S1-M0801P-OPR3	26	D1S1-M0802P-OPR3	26
DC 3 wire 10-30V PNP N.C.	D1S1-M0801P-CPR3	26	D1S1-M0802P-CPR3	26
DC 4 wire 10-30V Changeover PNP (N.O. & N.C.)	-		-	
DC 4 wire 10-30V Changeover NPN (N.O. & N.C.)	-		-	
DC 2 wire 10-60V N.O.	-		-	
DC 2 wire 10-60V N.C.	-		-	
DC 3 wire 10-55V NPN N.O.	-		-	
DC 3 wire 10-55V NPN N.C.	-		-	
DC 3 wire 10-55V PNP N.O.	-		-	
DC 3 wire 10-55V PNP N.C.	-		-	
DC 3 wire 5-36V PNP N.C.	-		-	
DC 3 wire 5-36V PNP N.O.	-		-	
DC 3 wire 5-36V NPN N.C.	-		-	
DC 3 wire 5-36V NPN N.O.				
DC 4 wire 5-36V Changeover PNP (N.O & N.C.)	-		-	
DC 4 wire 5-36V Changeover NPN (N.O & N.C.)	-		-	
Wiring diagram number				
Dimensions (unit: mm)	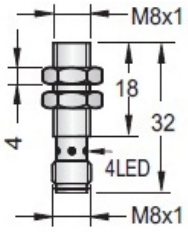		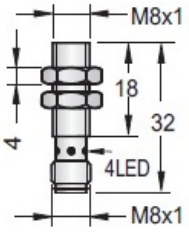	
Cable 2M (PVC)				
Weight	approx.20 g		approx.20 g	

Subject to modifications without notice

Tel: +86-755-2646 7962 Fax: +86-755-2646 7925 MSN: dfan852@hotmail.com
Web: www.mountiger.com E-mail: sales@mountiger.com QQ: 873764592

Mountiger Sensing the future

DC MINI-SHORT INDUCTIVE PROXIMITY SWITCH(M8)

Diameter	M8		M8	
Shielded/non-Shielded	Shielded		Shielded	
Switching Distance Sn mm	2mm		2mm	
Housing Material	stainless steel		stainless steel	
With LED/Without LED	With LED		With LED	
Picture				
Operating Voltage	10-30VDC		10-30VDC	
Ripple	<10%		<10%	
No Load Current	<10mA		<10mA	
Max. Load Current	200mA		200mA	
Leakge Current	<0.01mA		<0.01mA	
Voltage Drop	<1.5V		<1.5V	
Switching Frequency	2KHZ		2KHZ	
Response Time	0.1ms/0.1ms		0.1ms/0.1ms	
Switching Hysteresis	<15%(Sr)		<15%(Sr)	
Repeat Accuracy	<1.0%(Sr)		<1.0%(Sr)	
Protection Category	IP67		IP67	
Operating Temperature	-25 ℃ - +70 ℃		-25 ℃ - +70 ℃	
Temperature Drift	<10%(Sr)		<10%(Sr)	
Short Circuit Protection	YES		YES	
Overload Trip Point	220MA		220MA	
Material Active Face	POM		POM	
DC 3 wire 10-30V NPN N.O.	D1S1-M0802N-O3R2	1	D1S1-M0802N-OTR3	25
DC 3 wire 10-30V NPN N.C.	D1S1-M0802N-C3R2	2	D1S1-M0802N-CTR3	25
DC 3 wire 10-30V PNP N.O.	D1S1-M0802P-O3R2	3	D1S1-M0802P-OTR3	26
DC 3 wire 10-30V PNP N.C.	D1S1-M0802P-C3R2	4	D1S1-M0802P-CTR3	26
DC 4 wire 10-30V Changeover PNP (N.O. & N.C.)	-		-	
DC 4 wire 10-30V Changeover NPN (N.O. & N.C.)	-		-	
DC 2 wire 10-60V N.O.	-		-	
DC 2 wire 10-60V N.C.	-		-	
DC 3 wire 10-55V NPN N.O.	-		-	
DC 3 wire 10-55V NPN N.C.	-		-	
DC 3 wire 10-55V PNP N.O.	-		-	
DC 3 wire 10-55V PNP N.C.	-		-	
DC 3 wire 5-36V PNP N.C.	-		-	
DC 3 wire 5-36V PNP N.O.	-		-	
DC 3 wire 5-36V NPN N.C.	-		-	
DC 3 wire 5-36V NPN N.O.				
DC 4 wire 5-36V Changeover PNP (N.O & N.C.)	-		-	
DC 4 wire 5-36V Changeover NPN (N.O & N.C.)	-		-	
Wiring diagram number				
Dimensions (unit: mm)	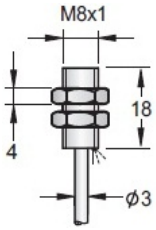		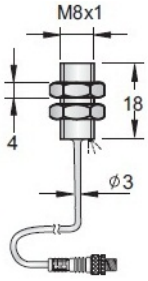	
Cable 2M (PVC)	3φ3x0.15		3φ3x0.15	
Weight	approx.35 g		approx.25 g	

Subject to modifications without notice

Tel: +86-755-2646 7962 Fax: +86-755-2646 7925 MSN: dfan852@hotmail.com
Web: www.mountiger.com E-mail: sales@mountiger.com QQ: 873764592

Mountiger Sensing the future

DC MINI-SHORT INDUCTIVE PROXIMITY SWITCH(M8)

Diameter	M8		M8	
Shielded/non-Shielded	Shielded		Shielded	
Switching Distance Sn mm	3mm		3mm	
Housing Material	stainless steel		stainless steel	
With LED/Without LED	With LED		With LED	
Picture				
Operating Voltage	10-30VDC		10-30VDC	
Ripple	<10%		<10%	
No Load Current	<10mA		<10mA	
Max. Load Current	200mA		200mA	
Leakge Current	<0.01mA		<0.01mA	
Voltage Drop	<1.5V		<1.5V	
Switching Frequency	1KHZ		1KHZ	
Response Time	0.1ms/0.1ms		0.1ms/0.1ms	
Switching Hysteresis	<15%(Sr)		<15%(Sr)	
Repeat Accuracy	<1.0%(Sr)		<1.0%(Sr)	
Protection Category	IP67		IP67	
Operating Temperature	-25 ℃ - +70 ℃		-25 ℃ - +70 ℃	
Temperature Drift	<10%(Sr)		<10%(Sr)	
Short Circuit Protection	YES		YES	
Overload Trip Point	220MA		220MA	
Material Active Face	POM		POM	
DC 3 wire 10-30V NPN N.O.	D1S1-M0803N-O3R2	1	D1S1-M0803N-OTR3	25
DC 3 wire 10-30V NPN N.C.	D1S1-M0803N-C3R2	2	D1S1-M0803N-CTR3	25
DC 3 wire 10-30V PNP N.O.	D1S1-M0803P-O3R2	3	D1S1-M0803P-OTR3	26
DC 3 wire 10-30V PNP N.C.	D1S1-M0803P-C3R2	4	D1S1-M0803P-CTR3	26
DC 4 wire 10-30V Changeover PNP (N.O. & N.C.)	-		-	
DC 4 wire 10-30V Changeover NPN (N.O. & N.C.)	-		-	
DC 2 wire 10-60V N.O.	-		-	
DC 2 wire 10-60V N.C.	-		-	
DC 3 wire 10-55V NPN N.O.	-		-	
DC 3 wire 10-55V NPN N.C.	-		-	
DC 3 wire 10-55V PNP N.O.	-		-	
DC 3 wire 10-55V PNP N.C.	-		-	
DC 3 wire 5-36V PNP N.C.	-		-	
DC 3 wire 5-36V PNP N.O.	-		-	
DC 3 wire 5-36V NPN N.C.	-		-	
DC 3 wire 5-36V NPN N.O.				
DC 4 wire 5-36V Changeover PNP (N.O & N.C.)	-		-	
DC 4 wire 5-36V Changeover NPN (N.O & N.C.)	-		-	
Wiring diagram number				
Dimensions (unit: mm)	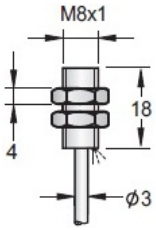		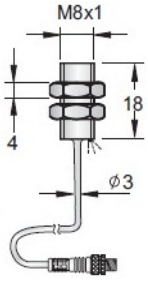	
Cable 2M (PVC)	3φ3x0.15		3φ3x0.15	
Weight	approx.35 g		approx.25 g	

Subject to modifications without notice

Tel: +86-755-2646 7962 Fax: +86-755-2646 7925 MSN: dfan852@hotmail.com
Web: www.mountiger.com E-mail: sales@mountiger.com QQ: 873764592

Mountiger Sensing the future

DC MINI-SHORT INDUCTIVE PROXIMITY SWITCH(M8)

Diameter	M8			
Shielded/non-Shielded	Shielded			
Switching Distance Sn mm	3mm			
Housing Material	stainless steel			
With LED/Without LED	With LED			
Picture	CE			
Operating Voltage	10-30VDC			
Ripple	<10%			
No Load Current	<10mA			
Max. Load Current	200mA			
Leakge Current	<0.01mA			
Voltage Drop	<1.5V			
Switching Frequency	1KHZ			
Response Time	0.1ms/0.1ms			
Switching Hysteresis	<15%(Sr)			
Repeat Accuracy	<1.0%(Sr)			
Protection Category	IP67			
Operating Temperature	-25 ℃ - +70 ℃			
Temperature Drift	<10%(Sr)			
Short Circuit Protection	YES			
Overload Trip Point	220MA			
Material Active Face	POM			
DC 3 wire 10-30V NPN N.O.	D1S1-M0803N-OPR3	25		
DC 3 wire 10-30V NPN N.C.	D1S1-M0803N-CPR3	25		
DC 3 wire 10-30V PNP N.O.	D1S1-M0803P-OPR3	26		
DC 3 wire 10-30V PNP N.C.	D1S1-M0803P-CPR3	26		
DC 4 wire 10-30V Changeover PNP (N.O. & N.C.)	-			
DC 4 wire 10-30V Changeover NPN (N.O. & N.C.)	-			
DC 2 wire 10-60V N.O.	-			
DC 2 wire 10-60V N.C.	-			
DC 3 wire 10-55V NPN N.O.	-			
DC 3 wire 10-55V NPN N.C.	-			
DC 3 wire 10-55V PNP N.O.	-			
DC 3 wire 10-55V PNP N.C.	-			
DC 3 wire 5-36V PNP N.C.	-			
DC 3 wire 5-36V PNP N.O.	-			
DC 3 wire 5-36V NPN N.C.	-			
DC 3 wire 5-36V NPN N.O.				
DC 4 wire 5-36V Changeover PNP (N.O & N.C.)	-			
DC 4 wire 5-36V Changeover NPN (N.O & N.C.)	-			
Wiring diagram number				
Dimensions (unit: mm)	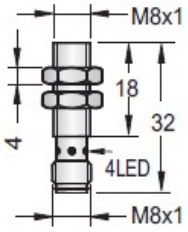			
Cable 2M (PVC)				
Weight	approx.20 g			

Subject to modifications without notice

Tel: +86-755-2646 7962 Fax: +86-755-2646 7925 MSN: dfan852@hotmail.com
Web: www.mountiger.com E-mail: sales@mountiger.com QQ: 873764592

Mountiger Sensing the future

DC MINI-SHORT INDUCTIVE PROXIMITY SWITCH(φ8)

Diameter	φ8		φ8	
Shielded/non-Shielded	Shielded		Shielded	
Switching Distance Sn mm	1mm		1mm	
Housing Material	stainless steel		stainless steel	
With LED/Without LED	With LED		With LED	
Picture				
Operating Voltage	10-30VDC		10-30VDC	
Ripple	<10%		<10%	
No Load Current	<10mA		<10mA	
Max. Load Current	200mA		200mA	
Leakge Current	<0.01mA		<0.01mA	
Voltage Drop	<1.5V		<1.5V	
Switching Frequency	2KHZ		2KHZ	
Response Time	0.1ms/0.1ms		0.1ms/0.1ms	
Switching Hysteresis	<15%(Sr)		<15%(Sr)	
Repeat Accuracy	<1.0%(Sr)		<1.0%(Sr)	
Protection Category	IP67		IP67	
Operating Temperature	-25 ℃ - +70 ℃		-25 ℃ - +70 ℃	
Temperature Drift	<10%(Sr)		<10%(Sr)	
Short Circuit Protection	YES		YES	
Overload Trip Point	220MA		220MA	
Material Active Face	POM		POM	
DC 3 wire 10-30V NPN N.O.	D1S1-φ0801N-O3R2	1	D1S1-φ0801N-OTR3	25
DC 3 wire 10-30V NPN N.C.	D1S1-φ0801N-C3R2	2	D1S1-φ0801N-CTR3	25
DC 3 wire 10-30V PNP N.O.	D1S1-φ0801P-O3R2	3	D1S1-φ0801P-OTR3	26
DC 3 wire 10-30V PNP N.C.	D1S1-φ0801P-C3R2	4	D1S1-φ0801P-CTR3	26
DC 4 wire 10-30V Changeover PNP (N.O. & N.C.)	-		-	
DC 4 wire 10-30V Changeover NPN (N.O. & N.C.)	-		-	
DC 2 wire 10-60V N.O.	-		-	
DC 2 wire 10-60V N.C.	-		-	
DC 3 wire 10-55v NPN N.O.	-		-	
DC 3 wire 10-55v NPN N.C.	-		-	
DC 3 wire 10-55v PNP N.O.	-		-	
DC 3 wire 10-55v PNP N.C.	-		-	
DC 3 wire 5-36V PNP N.C.	-		-	
DC 3 wire 5-36V PNP N.O.	-		-	
DC 3 wire 5-36V NPN N.C.	-		-	
DC 3 wire 5-36V NPN N.O.	-		-	
DC 4 wire 5-36V Changeover PNP (N.O & N.C.)	-		-	
DC 4 wire 5-36V Changeover NPN (N.O & N.C.)	-		-	
Wiring diagram number				
Dimensions (unit: mm)	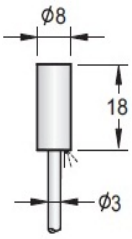		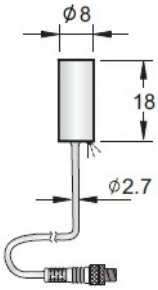	
Cable 2M (PVC)	3φ3x0.15		3φ3x0.15	
Weight	approx.30 g		approx.25 g	

Subject to modifications without notice

Tel: +86-755-2646 7962 Fax: +86-755-2646 7925 MSN: dfan852@hotmail.com
Web: www.mountiger.com E-mail: sales@mountiger.com QQ: 873764592

Mountiger Sensing the future

DC MINI-SHORT INDUCTIVE PROXIMITY SWITCH(φ8)

Diameter	φ8		φ8	
Shielded/non-Shielded	Shielded		Shielded	
Switching Distance Sn mm	1mm		2mm	
Housing Material	stainless steel		stainless steel	
With LED/Without LED	With LED		With LED	
Picture	CE		CE	
Operating Voltage	10-30VDC		10-30VDC	
Ripple	<10%		<10%	
No Load Current	<10mA		<10mA	
Max. Load Current	200mA		200mA	
Leakge Current	<0.01mA		<0.01mA	
Voltage Drop	<1.5V		<1.5V	
Switching Frequency	2KHZ		2KHZ	
Response Time	0.1ms/0.1ms		0.1ms/0.1ms	
Switching Hysteresis	<15%(Sr)		<15%(Sr)	
Repeat Accuracy	<1.0%(Sr)		<1.0%(Sr)	
Protection Category	IP67		IP67	
Operating Temperature	-25 ℃ - +70 ℃		-25 ℃ - +70 ℃	
Temperature Drift	<10%(Sr)		<10%(Sr)	
Short Circuit Protection	YES		YES	
Overload Trip Point	220MA		220MA	
Material Active Face	POM		POM	
DC 3 wire 10-30V NPN N.O.	D1S1-φ0801N-OPR3	25	D1S1-φ0802N-OPR3	25
DC 3 wire 10-30V NPN N.C.	D1S1-φ0801N-CPR3	25	D1S1-φ0802N-CPR3	25
DC 3 wire 10-30V PNP N.O.	D1S1-φ0801P-OPR3	26	D1S1-φ0802P-OPR3	26
DC 3 wire 10-30V PNP N.C.	D1S1-φ0801P-CPR3	26	D1S1-φ0802P-CPR3	26
DC 4 wire 10-30V Changeover PNP (N.O. & N.C.)	-		-	
DC 4 wire 10-30V Changeover NPN (N.O. & N.C.)	-		-	
DC 2 wire 10-60V N.O.	-		-	
DC 2 wire 10-60V N.C.	-		-	
DC 3 wire 10-55v NPN N.O.	-		-	
DC 3 wire 10-55v NPN N.C.	-		-	
DC 3 wire 10-55v PNP N.O.	-		-	
DC 3 wire 10-55v PNP N.C.	-		-	
DC 3 wire 5-36V PNP N.C.	-		-	
DC 3 wire 5-36V PNP N.O.	-		-	
DC 3 wire 5-36V NPN N.C.	-		-	
DC 3 wire 5-36V NPN N.O.	-		-	
DC 4 wire 5-36V Changeover PNP (N.O & N.C.)	-		-	
DC 4 wire 5-36V Changeover NPN (N.O & N.C.)	-		-	
Wiring diagram number				
Dimensions (unit: mm)	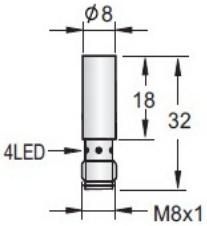		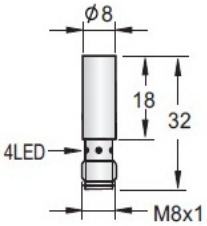	
Cable 2M (PVC)				
Weight	approx.20 g		approx.20 g	

Subject to modifications without notice

Tel: +86-755-2646 7962 Fax: +86-755-2646 7925 MSN: dfan852@hotmail.com
Web: www.mountiger.com E-mail: sales@mountiger.com QQ: 873764592

Mountiger Sensing the future

DC MINI-SHORT INDUCTIVE PROXIMITY SWITCH(φ8)

Diameter	φ8		φ8	
Shielded/non-Shielded	Shielded		Shielded	
Switching Distance Sn mm	2mm		2mm	
Housing Material	stainless steel		stainless steel	
With LED/Without LED	With LED		With LED	
Picture				
Operating Voltage	10-30VDC		10-30VDC	
Ripple	<10%		<10%	
No Load Current	<10mA		<10mA	
Max. Load Current	200mA		200mA	
Leakge Current	<0.01mA		<0.01mA	
Voltage Drop	<1.5V		<1.5V	
Switching Frequency	2KHZ		2KHZ	
Response Time	0.1ms/0.1ms		0.1ms/0.1ms	
Switching Hysteresis	<15%(Sr)		<15%(Sr)	
Repeat Accuracy	<1.0%(Sr)		<1.0%(Sr)	
Protection Category	IP67		IP67	
Operating Temperature	-25 ℃ - +70 ℃		-25 ℃ - +70 ℃	
Temperature Drift	<10%(Sr)		<10%(Sr)	
Short Circuit Protection	YES		YES	
Overload Trip Point	220MA		220MA	
Material Active Face	POM		POM	
DC 3 wire 10-30V NPN N.O.	D1S1-φ0802N-O3R2	1	D1S1-φ0802N-OTR3	25
DC 3 wire 10-30V NPN N.C.	D1S1-φ0802N-C3R2	2	D1S1-φ0802N-CTR3	25
DC 3 wire 10-30V PNP N.O.	D1S1-φ0802P-O3R2	3	D1S1-φ0802P-OTR3	26
DC 3 wire 10-30V PNP N.C.	D1S1-φ0802P-C3R2	4	D1S1-φ0802P-CTR3	26
DC 4 wire 10-30V Changeover PNP (N.O. & N.C.)	-		-	
DC 4 wire 10-30V Changeover NPN (N.O. & N.C.)	-		-	
DC 2 wire 10-60V N.O.	-		-	
DC 2 wire 10-60V N.C.	-		-	
DC 3 wire 10-55v NPN N.O.	-		-	
DC 3 wire 10-55v NPN N.C.	-		-	
DC 3 wire 10-55v PNP N.O.	-		-	
DC 3 wire 10-55v PNP N.C.	-		-	
DC 3 wire 5-36V PNP N.C.	-		-	
DC 3 wire 5-36V PNP N.O.	-		-	
DC 3 wire 5-36V NPN N.C.	-		-	
DC 3 wire 5-36V NPN N.O.	-		-	
DC 4 wire 5-36V Changeover PNP (N.O & N.C.)	-		-	
DC 4 wire 5-36V Changeover NPN (N.O & N.C.)	-		-	
Wiring diagram number				
Dimensions (unit: mm)	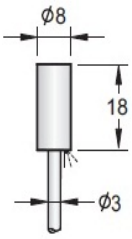		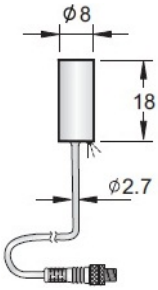	
Cable 2M (PVC)	3φ3x0.15		3φ3x0.15	
Weight	approx.30 g		approx.25 g	

Subject to modifications without notice

Tel: +86-755-2646 7962 Fax: +86-755-2646 7925 MSN: dfan852@hotmail.com
Web: www.mountiger.com E-mail: sales@mountiger.com QQ: 873764592

Mountiger Sensing the future

DC MINI-SHORT INDUCTIVE PROXIMITY SWITCH(φ8)

Diameter	φ8		φ8	
Shielded/non-Shielded	Shielded		Shielded	
Switching Distance Sn mm	3mm		3mm	
Housing Material	stainless steel		stainless steel	
With LED/Without LED	With LED		With LED	
Picture				
Operating Voltage	10-30VDC		10-30VDC	
Ripple	<10%		<10%	
No Load Current	<10mA		<10mA	
Max. Load Current	200mA		200mA	
Leakge Current	<0.01mA		<0.01mA	
Voltage Drop	<1.5V		<1.5V	
Switching Frequency	1KHZ		1KHZ	
Response Time	0.1ms/0.1ms		0.1ms/0.1ms	
Switching Hysteresis	<15%(Sr)		<15%(Sr)	
Repeat Accuracy	<1.0%(Sr)		<1.0%(Sr)	
Protection Category	IP67		IP67	
Operating Temperature	-25 ℃ - +70 ℃		-25 ℃ - +70 ℃	
Temperature Drift	<10%(Sr)		<10%(Sr)	
Short Circuit Protection	YES		YES	
Overload Trip Point	220MA		220MA	
Material Active Face	POM		POM	
DC 3 wire 10-30V NPN N.O.	D1S1-φ0803N-O3R2	1	D1S1-φ0803N-OTR3	25
DC 3 wire 10-30V NPN N.C.	D1S1-φ0803N-C3R2	2	D1S1-φ0803N-CTR3	25
DC 3 wire 10-30V PNP N.O.	D1S1-φ0803P-O3R2	3	D1S1-φ0803P-OTR3	26
DC 3 wire 10-30V PNP N.C.	D1S1-φ0803P-C3R2	4	D1S1-φ0803P-CTR3	26
DC 4 wire 10-30V Changeover PNP (N.O. & N.C.)	-		-	
DC 4 wire 10-30V Changeover NPN (N.O. & N.C.)	-		-	
DC 2 wire 10-60V N.O.	-		-	
DC 2 wire 10-60V N.C.	-		-	
DC 3 wire 10-55v NPN N.O.	-		-	
DC 3 wire 10-55v NPN N.C.	-		-	
DC 3 wire 10-55v PNP N.O.	-		-	
DC 3 wire 10-55v PNP N.C.	-		-	
DC 3 wire 5-36V PNP N.C.	-		-	
DC 3 wire 5-36V PNP N.O.	-		-	
DC 3 wire 5-36V NPN N.C.	-		-	
DC 3 wire 5-36V NPN N.O.	-		-	
DC 4 wire 5-36V Changeover PNP (N.O & N.C.)	-		-	
DC 4 wire 5-36V Changeover NPN (N.O & N.C.)	-		-	
Wiring diagram number				
Dimensions (unit: mm)	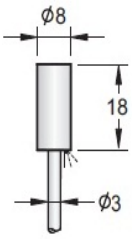		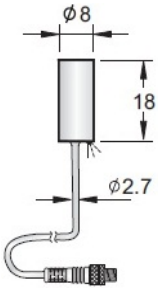	
Cable 2M (PVC)	3φ3x0.15		3φ3x0.15	
Weight	approx.30 g		approx.25 g	

Subject to modifications without notice

Tel: +86-755-2646 7962 Fax: +86-755-2646 7925 MSN: dfan852@hotmail.com
Web: www.mountiger.com E-mail: sales@mountiger.com QQ: 873764592

Mountiger Sensing the future

DC MINI-SHORT INDUCTIVE PROXIMITY SWITCH(φ8)

Diameter	φ8			
Shielded/non-Shielded	Shielded			
Switching Distance Sn mm	3mm			
Housing Material	stainless steel			
With LED/Without LED	With LED			
Picture	CE			
Operating Voltage	10-30VDC			
Ripple	<10%			
No Load Current	<10mA			
Max. Load Current	200mA			
Leakge Current	<0.01mA			
Voltage Drop	<1.5V			
Switching Frequency	1KHZ			
Response Time	0.1ms/0.1ms			
Switching Hysteresis	<15%(Sr)			
Repeat Accuracy	<1.0%(Sr)			
Protection Category	IP67			
Operating Temperature	-25 ℃ - +70 ℃			
Temperature Drift	<10%(Sr)			
Short Circuit Protection	YES			
Overload Trip Point	220MA			
Material Active Face	POM			
DC 3 wire 10-30V NPN N.O.	D1S1-φ0803N-OPR3	25		
DC 3 wire 10-30V NPN N.C.	D1S1-φ0803N-CPR3	25		
DC 3 wire 10-30V PNP N.O.	D1S1-φ0803P-OPR3	26		
DC 3 wire 10-30V PNP N.C.	D1S1-φ0803P-CPR3	26		
DC 4 wire 10-30V Changeover PNP (N.O. & N.C.)	-			
DC 4 wire 10-30V Changeover NPN (N.O. & N.C.)	-			
DC 2 wire 10-60V N.O.	-			
DC 2 wire 10-60V N.C.	-			
DC 3 wire 10-55v NPN N.O.	-			
DC 3 wire 10-55v NPN N.C.	-			
DC 3 wire 10-55v PNP N.O.	-			
DC 3 wire 10-55v PNP N.C.	-			
DC 3 wire 5-36V PNP N.C.	-			
DC 3 wire 5-36V PNP N.O.	-			
DC 3 wire 5-36V NPN N.C.	-			
DC 3 wire 5-36V NPN N.O.	-			
DC 4 wire 5-36V Changeover PNP (N.O & N.C.)	-			
DC 4 wire 5-36V Changeover NPN (N.O & N.C.)	-			
Wiring diagram number				
Dimensions (unit: mm)	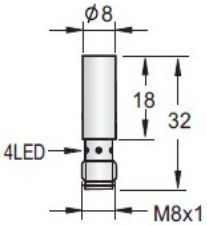			
Cable 2M (PVC)				
Weight	approx.20 g			

Subject to modifications without notice

Tel: +86-755-2646 7962 Fax: +86-755-2646 7925 MSN: dfan852@hotmail.com
Web: www.mountiger.com E-mail: sales@mountiger.com QQ: 873764592

Mountiger Sensing the future

DC MINI-SHORT INDUCTIVE PROXIMITY SWITCH(Q8)

Diameter	Q8		Q8	
Shielded/non-Shielded	Shielded		Shielded	
Switching Distance Sn mm	1mm		1mm	
Housing Material	stainless steel		stainless steel	
With LED/Without LED	With LED		With LED	
Picture				
Operating Voltage	10-30VDC		10-30VDC	
Ripple	<10%		<10%	
No Load Current	<10mA		<10mA	
Max. Load Current	200mA		200mA	
Leakge Current	<0.01mA		<0.01mA	
Voltage Drop	<1.5V		<1.5V	
Switching Frequency	2KHZ		2KHZ	
Response Time	0.1ms/0.1ms		0.1ms/0.1ms	
Switching Hysteresis	<15%(Sr)		<15%(Sr)	
Repeat Accuracy	<1.0%(Sr)		<1.0%(Sr)	
Protection Category	IP67		IP67	
Operating Temperature	-25 ℃ - +70 ℃		-25 ℃ - +70 ℃	
Temperature Drift	<10%(Sr)		<10%(Sr)	
Short Circuit Protection	YES		YES	
Overload Trip Point	220MA		220MA	
Material Active Face	POM		POM	
DC 3 wire 10-30V NPN N.O.	D1S1-Q0801N-O3R2	1	D1S1-Q0801N-OTR3	25
DC 3 wire 10-30V NPN N.C.	D1S1-Q0801N-C3R2	2	D1S1-Q0801N-CTR3	25
DC 3 wire 10-30V PNP N.O.	D1S1-Q0801P-O3R2	3	D1S1-Q0801P-OTR3	26
DC 3 wire 10-30V PNP N.C.	D1S1-Q0801P-C3R2	4	D1S1-Q0801P-CTR3	26
DC 4 wire 10-30V Changeover PNP (N.O. & N.C.)	-		-	
DC 4 wire 10-30V Changeover NPN (N.O. & N.C.)	-		-	
DC 2 wire 10-60V N.O.	-		-	
DC 2 wire 10-60V N.C.	-		-	
DC 3 wire 10-55V NPN N.O.	-		-	
DC 3 wire 10-55V NPN N.C.	-		-	
DC 3 wire 10-55V PNP N.O.	-		-	
DC 3 wire 10-55V PNP N.C.	-		-	
DC 3 wire 5-36V PNP N.C.	-		-	
DC 3 wire 5-36V PNP N.O.	-		-	
DC 3 wire 5-36V NPN N.C.	-		-	
DC 3 wire 5-36V NPN N.O.			-	
DC 4 wire 5-36V Changeover PNP (N.O & N.C.)	-		-	
DC 4 wire 5-36V Changeover NPN (N.O & N.C.)	-		-	
Wiring diagram number				
Dimensions (unit: mm)	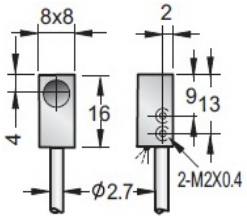		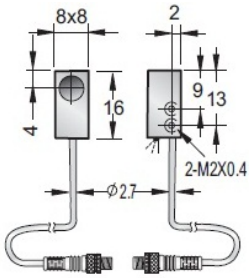	
Cable 2M (PVC)	3φ3x0.15		3φ3x0.15	
Weight	approx.35 g		approx.25 g	

Subject to modifications without notice

Tel: +86-755-2646 7962 Fax: +86-755-2646 7925 MSN: dfan852@hotmail.com
Web: www.mountiger.com E-mail: sales@mountiger.com QQ: 873764592

Mountiger Sensing the future

DC MINI-SHORT INDUCTIVE PROXIMITY SWITCH(Q8)

Diameter	Q8		Q8	
Shielded/non-Shielded	Shielded		Shielded	
Switching Distance Sn mm	1mm		2mm	
Housing Material	stainless steel		stainless steel	
With LED/Without LED	With LED		With LED	
Picture				
Operating Voltage	10-30VDC		10-30VDC	
Ripple	<10%		<10%	
No Load Current	<10mA		<10mA	
Max. Load Current	200mA		200mA	
Leakge Current	<0.01mA		<0.01mA	
Voltage Drop	<1.5V		<1.5V	
Switching Frequency	2KHZ		2KHZ	
Response Time	0.1ms/0.1ms		0.1ms/0.1ms	
Switching Hysteresis	<15%(Sr)		<15%(Sr)	
Repeat Accuracy	<1.0%(Sr)		<1.0%(Sr)	
Protection Category	IP67		IP67	
Operating Temperature	-25 ℃ - +70 ℃		-25 ℃ - +70 ℃	
Temperature Drift	<10%(Sr)		<10%(Sr)	
Short Circuit Protection	YES		YES	
Overload Trip Point	220MA		220MA	
Material Active Face	POM		POM	
DC 3 wire 10-30V NPN N.O.	D1S1-Q0801N-OPR3	25	D1S1-Q0802N-OPR3	25
DC 3 wire 10-30V NPN N.C.	D1S1-Q0801N-CPR3	25	D1S1-Q0802N-CPR3	25
DC 3 wire 10-30V PNP N.O.	D1S1-Q0801P-OPR3	26	D1S1-Q0802P-OPR3	26
DC 3 wire 10-30V PNP N.C.	D1S1-Q0801P-CPR3	26	D1S1-Q0802P-CPR3	26
DC 4 wire 10-30V Changeover PNP (N.O. & N.C.)	-		-	
DC 4 wire 10-30V Changeover NPN (N.O. & N.C.)	-		-	
DC 2 wire 10-60V N.O.	-		-	
DC 2 wire 10-60V N.C.	-		-	
DC 3 wire 10-55V NPN N.O.	-		-	
DC 3 wire 10-55V NPN N.C.	-		-	
DC 3 wire 10-55V PNP N.O.	-		-	
DC 3 wire 10-55V PNP N.C.	-		-	
DC 3 wire 5-36V PNP N.C.	-		-	
DC 3 wire 5-36V PNP N.O.	-		-	
DC 3 wire 5-36V NPN N.C.	-		-	
DC 3 wire 5-36V NPN N.O.				
DC 4 wire 5-36V Changeover PNP (N.O & N.C.)	-		-	
DC 4 wire 5-36V Changeover NPN (N.O & N.C.)	-		-	
Wiring diagram number				
Dimensions (unit: mm)	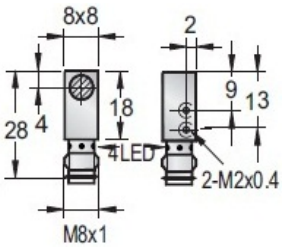		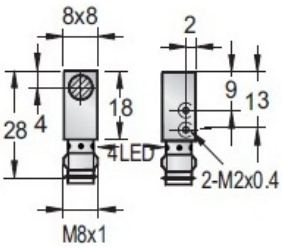	
Cable 2M (PVC)				
Weight	approx.20 g		approx.20 g	

Subject to modifications without notice

Tel: +86-755-2646 7962 Fax: +86-755-2646 7925 MSN: dfan852@hotmail.com
Web: www.mountiger.com E-mail: sales@mountiger.com QQ: 873764592

Mountiger Sensing the future

DC MINI-SHORT INDUCTIVE PROXIMITY SWITCH(Q8)

Diameter	Q8		Q8	
Shielded/non-Shielded	Shielded		Shielded	
Switching Distance Sn mm	2mm		2mm	
Housing Material	stainless steel		stainless steel	
With LED/Without LED	With LED		With LED	
Picture				
Operating Voltage	10-30VDC		10-30VDC	
Ripple	<10%		<10%	
No Load Current	<10mA		<10mA	
Max. Load Current	200mA		200mA	
Leakge Current	<0.01mA		<0.01mA	
Voltage Drop	<1.5V		<1.5V	
Switching Frequency	2KHZ		2KHZ	
Response Time	0.1ms/0.1ms		0.1ms/0.1ms	
Switching Hysteresis	<15%(Sr)		<15%(Sr)	
Repeat Accuracy	<1.0%(Sr)		<1.0%(Sr)	
Protection Category	IP67		IP67	
Operating Temperature	-25 ℃ - +70 ℃		-25 ℃ - +70 ℃	
Temperature Drift	<10%(Sr)		<10%(Sr)	
Short Circuit Protection	YES		YES	
Overload Trip Point	220MA		220MA	
Material Active Face	POM		POM	
DC 3 wire 10-30V NPN N.O.	D1S1-Q0802N-O3R2	1	D1S1-Q0802N-OTR3	25
DC 3 wire 10-30V NPN N.C.	D1S1-Q0802N-C3R2	2	D1S1-Q0802N-CTR3	25
DC 3 wire 10-30V PNP N.O.	D1S1-Q0802P-O3R2	3	D1S1-Q0802P-OTR3	26
DC 3 wire 10-30V PNP N.C.	D1S1-Q0802P-C3R2	4	D1S1-Q0802P-CTR3	26
DC 4 wire 10-30V Changeover PNP (N.O. & N.C.)	-		-	
DC 4 wire 10-30V Changeover NPN (N.O. & N.C.)	-		-	
DC 2 wire 10-60V N.O.	-		-	
DC 2 wire 10-60V N.C.	-		-	
DC 3 wire 10-55V NPN N.O.	-		-	
DC 3 wire 10-55V NPN N.C.	-		-	
DC 3 wire 10-55V PNP N.O.	-		-	
DC 3 wire 10-55V PNP N.C.	-		-	
DC 3 wire 5-36V PNP N.C.	-		-	
DC 3 wire 5-36V PNP N.O.	-		-	
DC 3 wire 5-36V NPN N.C.	-		-	
DC 3 wire 5-36V NPN N.O.			-	
DC 4 wire 5-36V Changeover PNP (N.O & N.C.)	-		-	
DC 4 wire 5-36V Changeover NPN (N.O & N.C.)	-		-	
Wiring diagram number				
Dimensions (unit: mm)	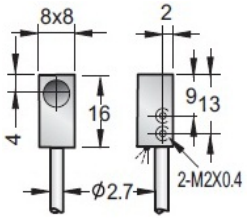		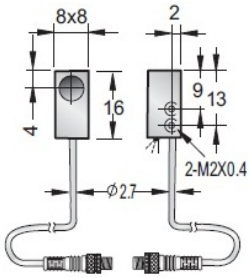	
Cable 2M (PVC)	3φ3x0.15		3φ3x0.15	
Weight	approx.35 g		approx.25 g	

Subject to modifications without notice

Tel: +86-755-2646 7962 Fax: +86-755-2646 7925 MSN: dfan852@hotmail.com
Web: www.mountiger.com E-mail: sales@mountiger.com QQ: 873764592

Mountiger Sensing the future

DC MINI-SHORT INDUCTIVE PROXIMITY SWITCH(Q8)

Diameter	Q8		Q8	
Shielded/non-Shielded	Shielded		Shielded	
Switching Distance Sn mm	3mm		3mm	
Housing Material	stainless steel		stainless steel	
With LED/Without LED	With LED		With LED	
Picture				
Operating Voltage	10-30VDC		10-30VDC	
Ripple	<10%		<10%	
No Load Current	<10mA		<10mA	
Max. Load Current	200mA		200mA	
Leakge Current	<0.01mA		<0.01mA	
Voltage Drop	<1.5V		<1.5V	
Switching Frequency	1KHZ		1KHZ	
Response Time	0.1ms/0.1ms		0.1ms/0.1ms	
Switching Hysteresis	<15%(Sr)		<15%(Sr)	
Repeat Accuracy	<1.0%(Sr)		<1.0%(Sr)	
Protection Category	IP67		IP67	
Operating Temperature	-25 ℃ - +70 ℃		-25 ℃ - +70 ℃	
Temperature Drift	<10%(Sr)		<10%(Sr)	
Short Circuit Protection	YES		YES	
Overload Trip Point	220MA		220MA	
Material Active Face	POM		POM	
DC 3 wire 10-30V NPN N.O.	D1S1-Q0803N-O3R2	1	D1S1-Q0803N-OTR3	25
DC 3 wire 10-30V NPN N.C.	D1S1-Q0803N-C3R2	2	D1S1-Q0803N-CTR3	25
DC 3 wire 10-30V PNP N.O.	D1S1-Q0803P-O3R2	3	D1S1-Q0803P-OTR3	26
DC 3 wire 10-30V PNP N.C.	D1S1-Q0803P-C3R2	4	D1S1-Q0803P-CTR3	26
DC 4 wire 10-30V Changeover PNP (N.O. & N.C.)	-		-	
DC 4 wire 10-30V Changeover NPN (N.O. & N.C.)	-		-	
DC 2 wire 10-60V N.O.	-		-	
DC 2 wire 10-60V N.C.	-		-	
DC 3 wire 10-55V NPN N.O.	-		-	
DC 3 wire 10-55V NPN N.C.	-		-	
DC 3 wire 10-55V PNP N.O.	-		-	
DC 3 wire 10-55V PNP N.C.	-		-	
DC 3 wire 5-36V PNP N.C.	-		-	
DC 3 wire 5-36V PNP N.O.	-		-	
DC 3 wire 5-36V NPN N.C.	-		-	
DC 3 wire 5-36V NPN N.O.			-	
DC 4 wire 5-36V Changeover PNP (N.O & N.C.)	-		-	
DC 4 wire 5-36V Changeover NPN (N.O & N.C.)	-		-	
Wiring diagram number				
Dimensions (unit: mm)	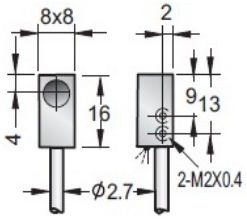		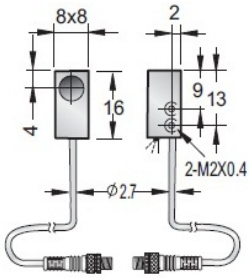	
Cable 2M (PVC)	3φ3x0.15		3φ3x0.15	
Weight	approx.35 g		approx.25 g	

Subject to modifications without notice

Tel: +86-755-2646 7962 Fax: +86-755-2646 7925 MSN: dfan852@hotmail.com
Web: www.mountiger.com E-mail: sales@mountiger.com QQ: 873764592

Mountiger Sensing the future

DC MINI-SHORT INDUCTIVE PROXIMITY SWITCH(Q8)

Diameter	Q8			
Shielded/non-Shielded	Shielded			
Switching Distance Sn mm	3mm			
Housing Material	stainless steel			
With LED/Without LED	With LED			
Picture	CE			
Operating Voltage	10-30VDC			
Ripple	<10%			
No Load Current	<10mA			
Max. Load Current	200mA			
Leakge Current	<0.01mA			
Voltage Drop	<1.5V			
Switching Frequency	1KHZ			
Response Time	0.1ms/0.1ms			
Switching Hysteresis	<15%(Sr)			
Repeat Accuracy	<1.0%(Sr)			
Protection Category	IP67			
Operating Temperature	-25 ℃ - +70 ℃			
Temperature Drift	<10%(Sr)			
Short Circuit Protection	YES			
Overload Trip Point	220MA			
Material Active Face	POM			
DC 3 wire 10-30V NPN N.O.	D1S1-Q0803N-OPR3	25		
DC 3 wire 10-30V NPN N.C.	D1S1-Q0803N-CPR3	25		
DC 3 wire 10-30V PNP N.O.	D1S1-Q0803P-OPR3	26		
DC 3 wire 10-30V PNP N.C.	D1S1-Q0803P-CPR3	26		
DC 4 wire 10-30V Changeover PNP (N.O. & N.C.)	-			
DC 4 wire 10-30V Changeover NPN (N.O. & N.C.)	-			
DC 2 wire 10-60V N.O.	-			
DC 2 wire 10-60V N.C.	-			
DC 3 wire 10-55V NPN N.O.	-			
DC 3 wire 10-55V NPN N.C.	-			
DC 3 wire 10-55V PNP N.O.	-			
DC 3 wire 10-55V PNP N.C.	-			
DC 3 wire 5-36V PNP N.C.	-			
DC 3 wire 5-36V PNP N.O.	-			
DC 3 wire 5-36V NPN N.C.	-			
DC 3 wire 5-36V NPN N.O.				
DC 4 wire 5-36V Changeover PNP (N.O & N.C.)	-			
DC 4 wire 5-36V Changeover NPN (N.O & N.C.)	-			
Wiring diagram number				
Dimensions (unit: mm)	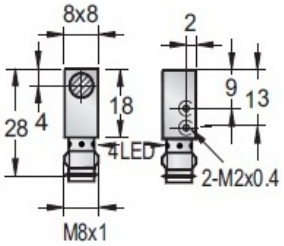			
Cable 2M (PVC)				
Weight	approx.20 g			

Subject to modifications without notice

Tel: +86-755-2646 7962 Fax: +86-755-2646 7925 MSN: dfan852@hotmail.com
Web: www.mountiger.com E-mail: sales@mountiger.com QQ: 873764592

Mountiger Sensing the future

DC MINI-SHORT INDUCTIVE PROXIMITY SWITCH(M12)

Diameter	M12		M12	
Shielded/non-Shielded	Shielded		Shielded	
Switching Distance Sn mm	2mm		2mm	
Housing Material	nickel plated brass		nickel plated brass	
With LED/Without LED	With LED		With LED	
Picture	CE		CE	
Operating Voltage	10-30VDC		10-30VDC	
Ripple	<10%		<10%	
No Load Current	<10mA		<10mA	
Max. Load Current	200mA		200mA	
Leakge Current	<0.01mA		<0.01mA	
Voltage Drop	<1.5V		<1.5V	
Switching Frequency	2KHZ		2KHZ	
Response Time	0.1ms/0.1ms		0.1ms/0.1ms	
Switching Hysteresis	<15%(Sr)		<15%(Sr)	
Repeat Accuracy	<1.0%(Sr)		<1.0%(Sr)	
Protection Category	IP67		IP67	
Operating Temperature	-25 ℃ - +70 ℃		-25 ℃ - +70 ℃	
Temperature Drift	<10%(Sr)		<10%(Sr)	
Short Circuit Protection	YES		YES	
Overload Trip Point	220MA		220MA	
Material Active Face	POM		POM	
DC 3 wire 10-30V NPN N.O.	D1B1-M1202N-O3R2	1	D1B1-M1202N-OER4	31
DC 3 wire 10-30V NPN N.C.	D1B1-M1202N-C3R2	2	D1B1-M1202N-CER4	32
DC 3 wire 10-30V PNP N.O.	D1B1-M1202P-O3R2	3	D1B1-M1202P-OER4	33
DC 3 wire 10-30V PNP N.C.	D1B1-M1202P-C3R2	4	D1B1-M1202P-CER4	34
DC 4 wire 10-30V Changeover PNP (N.O. & N.C.)	-		-	
DC 4 wire 10-30V Changeover NPN (N.O. & N.C.)	-		-	
DC 2 wire 10-60V N.O.	-		-	
DC 2 wire 10-60V N.C.	-		-	
DC 3 wire 10-55v NPN N.O.	-		-	
DC 3 wire 10-55v NPN N.C.	-		-	
DC 3 wire 10-55v PNP N.O.	-		-	
DC 3 wire 10-55v PNP N.C.	-		-	
DC 3 wire 5-36V PNP N.C.	-		-	
DC 3 wire 5-36V PNP N.O.	-		-	
DC 3 wire 5-36V NPN N.C.	-		-	
DC 3 wire 5-36V NPN N.O.	-		-	
DC 4 wire 5-36V Changeover PNP (N.O & N.C.)	-		-	
DC 4 wire 5-36V Changeover NPN (N.O & N.C.)	-		-	
Wiring diagram number				
Dimensions (unit: mm)	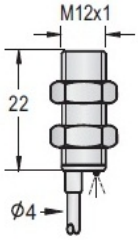		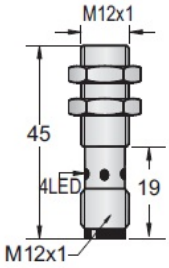	
Cable 2M (PVC)	4φ3x0.15			
Weight	approx.30g		approx.45g	

Subject to modifications without notice

Tel: +86-755-2646 7962 Fax: +86-755-2646 7925 MSN: dfan852@hotmail.com
Web: www.mountiger.com E-mail: sales@mountiger.com QQ: 873764592

Mountiger Sensing the future

DC MINI-SHORT INDUCTIVE PROXIMITY SWITCH(M12)

Diameter	M12		M12	
Shielded/non-Shielded	Shielded		Shielded	
Switching Distance Sn mm	4mm		4mm	
Housing Material	nickel plated brass		nickel plated brass	
With LED/Without LED	With LED		With LED	
Picture	CE		CE	
Operating Voltage	10-30VDC		10-30VDC	
Ripple	<10%		<10%	
No Load Current	<10mA		<10mA	
Max. Load Current	200mA		200mA	
Leakge Current	<0.01mA		<0.01mA	
Voltage Drop	<1.5V		<1.5V	
Switching Frequency	1KHZ		1KHZ	
Response Time	0.1ms/0.1ms		0.1ms/0.1ms	
Switching Hysteresis	<15%(Sr)		<15%(Sr)	
Repeat Accuracy	<1.0%(Sr)		<1.0%(Sr)	
Protection Category	IP67		IP67	
Operating Temperature	-25 ℃ - +70 ℃		-25 ℃ - +70 ℃	
Temperature Drift	<10%(Sr)		<10%(Sr)	
Short Circuit Protection	YES		YES	
Overload Trip Point	220MA		220MA	
Material Active Face	POM		POM	
DC 3 wire 10-30V NPN N.O.	D1B1-M1204N-O3R2	1	D1B1-M1204N-OER4	31
DC 3 wire 10-30V NPN N.C.	D1B1-M1204N-C3R2	2	D1B1-M1204N-CER4	32
DC 3 wire 10-30V PNP N.O.	D1B1-M1204P-O3R2	3	D1B1-M1204P-OER4	33
DC 3 wire 10-30V PNP N.C.	D1B1-M1204P-C3R2	4	D1B1-M1204P-CER4	34
DC 4 wire 10-30V Changeover PNP (N.O. & N.C.)	-		-	
DC 4 wire 10-30V Changeover NPN (N.O. & N.C.)	-		-	
DC 2 wire 10-60V N.O.	-		-	
DC 2 wire 10-60V N.C.	-		-	
DC 3 wire 10-55v NPN N.O.	-		-	
DC 3 wire 10-55v NPN N.C.	-		-	
DC 3 wire 10-55v PNP N.O.	-		-	
DC 3 wire 10-55v PNP N.C.	-		-	
DC 3 wire 5-36V PNP N.C.	-		-	
DC 3 wire 5-36V PNP N.O.	-		-	
DC 3 wire 5-36V NPN N.C.	-		-	
DC 3 wire 5-36V NPN N.O.	-		-	
DC 4 wire 5-36V Changeover PNP (N.O & N.C.)	-		-	
DC 4 wire 5-36V Changeover NPN (N.O & N.C.)	-		-	
Wiring diagram number				
Dimensions (unit: mm)	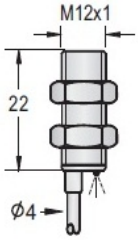		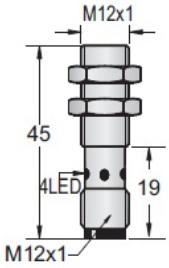	
Cable 2M (PVC)	4φ3x0.15			
Weight	approx.30g		approx.45g	

Subject to modifications without notice

Tel: +86-755-2646 7962 Fax: +86-755-2646 7925 MSN: dfan852@hotmail.com
Web: www.mountiger.com E-mail: sales@mountiger.com QQ: 873764592

Mountiger Sensing the future

DC MINI-SHORT INDUCTIVE PROXIMITY SWITCH(M12)

Diameter	M12		M12	
Shielded/non-Shielded	Shielded		Shielded	
Switching Distance Sn mm	6mm		6mm	
Housing Material	nickel plated brass		nickel plated brass	
With LED/Without LED	With LED		With LED	
Picture	CE		CE	
Operating Voltage	10-30VDC		10-30VDC	
Ripple	<10%		<10%	
No Load Current	<10mA		<10mA	
Max. Load Current	200mA		200mA	
Leakge Current	<0.01mA		<0.01mA	
Voltage Drop	<1.5V		<1.5V	
Switching Frequency	800HZ		800HZ	
Response Time	0.1ms/0.1ms		0.1ms/0.1ms	
Switching Hysteresis	<15%(Sr)		<15%(Sr)	
Repeat Accuracy	<1.0%(Sr)		<1.0%(Sr)	
Protection Category	IP67		IP67	
Operating Temperature	-25 ℃ - +70 ℃		-25 ℃ - +70 ℃	
Temperature Drift	<10%(Sr)		<10%(Sr)	
Short Circuit Protection	YES		YES	
Overload Trip Point	220MA		220MA	
Material Active Face	POM		POM	
DC 3 wire 10-30V NPN N.O.	D1B1-M1206N-O3R2	1	D1B1-M1206N-OER4	31
DC 3 wire 10-30V NPN N.C.	D1B1-M1206N-C3R2	2	D1B1-M1206N-CER4	32
DC 3 wire 10-30V PNP N.O.	D1B1-M1206P-O3R2	3	D1B1-M1206P-OER4	33
DC 3 wire 10-30V PNP N.C.	D1B1-M1206P-C3R2	4	D1B1-M1206P-CER4	34
DC 4 wire 10-30V Changeover PNP (N.O. & N.C.)	-		-	
DC 4 wire 10-30V Changeover NPN (N.O. & N.C.)	-		-	
DC 2 wire 10-60V N.O.	-		-	
DC 2 wire 10-60V N.C.	-		-	
DC 3 wire 10-55v NPN N.O.	-		-	
DC 3 wire 10-55v NPN N.C.	-		-	
DC 3 wire 10-55v PNP N.O.	-		-	
DC 3 wire 10-55v PNP N.C.	-		-	
DC 3 wire 5-36V PNP N.C.	-		-	
DC 3 wire 5-36V PNP N.O.	-		-	
DC 3 wire 5-36V NPN N.C.	-		-	
DC 3 wire 5-36V NPN N.O.	-		-	
DC 4 wire 5-36V Changeover PNP (N.O & N.C.)	-		-	
DC 4 wire 5-36V Changeover NPN (N.O & N.C.)	-		-	
Wiring diagram number				
Dimensions (unit: mm)	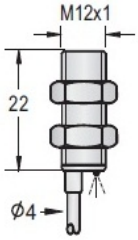		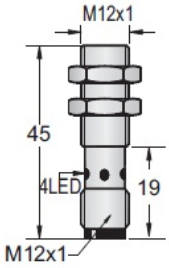	
Cable 2M (PVC)	4φ3x0.15			
Weight	approx.30g		approx.45g	

Subject to modifications without notice

Tel: +86-755-2646 7962 Fax: +86-755-2646 7925 MSN: dfan852@hotmail.com
Web: www.mountiger.com E-mail: sales@mountiger.com QQ: 873764592

Mountiger Sensing the future

DC LOW TEMPERATURE INDUCTIVE PROXIMITY SWITCH

Type	Sn (mm)	Shielded/ non-Shielded	Housing Material	Housing Size(mm)	Temperature (°Centigrade)	Power	Page
M 8	1mm / 2mm	Shielded/ Non-Shiedled	stainless steel	M8x45	- 30°C	10-30VDC	A16-01
M 8	2mm / 4mm	Shielded/ Non-Shiedled	stainless steel	M8x45	- 30°C	10-30VDC	A16-01
M12	2mm / 4mm	Shielded/ Non-Shiedled	stainless steel	M12x50	- 30°C	10-30VDC	A16-02
M12	4mm / 8mm	Shielded/ Non-Shiedled	stainless steel	M12x50	- 30°C	10-30VDC	A16-02
M18	5mm / 8mm	Shielded/ Non-Shiedled	stainless steel	M18x55	- 30°C	10-30VDC	A16-03
M18	8mm / 16mm	Shielded/ Non-Shiedled	stainless steel	M18x55	- 30°C	10-30VDC	A16-03
M30	10mm / 15mm	Shielded/ Non-Shiedled	stainless steel	M30x55	- 30°C	10-30VDC	A16-04
M30	16mm / 25mm	Shielded/ Non-Shiedled	stainless steel	M30x55	- 30°C	10-30VDC	A16-04
M 8	1mm / 2mm	Shielded/ Non-Shiedled	stainless steel	M8x45	- 40°C	10-30VDC	A16-05
M 8	2mm / 4mm	Shielded/ Non-Shiedled	stainless steel	M8x45	- 40°C	10-30VDC	A16-05
M12	2mm / 4mm	Shielded/ Non-Shiedled	stainless steel	M12x50	- 40°C	10-30VDC	A16-06
M12	4mm / 8mm	Shielded/ Non-Shiedled	stainless steel	M12x50	- 40°C	10-30VDC	A16-06
M18	5mm / 8mm	Shielded/ Non-Shiedled	stainless steel	M18x55	- 40°C	10-30VDC	A16-07
M18	8mm / 16mm	Shielded/ Non-Shiedled	stainless steel	M18x55	- 40°C	10-30VDC	A16-07
M30	10mm / 15mm	Shielded/ Non-Shiedled	stainless steel	M30x55	- 40°C	10-30VDC	A16-08
M30	16mm / 25mm	Shielded/ Non-Shiedled	stainless steel	M30x55	- 40°C	10-30VDC	A16-08

DC LOW TEMPERATURE INDUCTIVE PROXIMITY SWITCH(M8)

Diameter	M8		M8	
Shielded/non-Shielded	Shielded/ Non-Shiedled		Shielded/ Non-Shiedled	
Switching Distance Sn mm	1mm / 2mm		2mm / 4mm	
Housing Material	stainless steel		stainless steel	
Picture				
Operating Voltage	10-30VDC		10-30VDC	
Ripple	<10%		<10%	
No Load Current	<10mA		<10mA	
Max. Load Current	200mA		200mA	
Leakge Current	<0.01mA		<0.01mA	
Voltage Drop	<1.5V		<1.5V	
Switching Frequency	1KHZ / 800HZ		800HZ / 500HZ	
Response Time	0.1ms / 0.2ms		0.1ms / 0.2ms	
Switching Hysteresis	<15%(Sr)		<15%(Sr)	
Repeat Accuracy	<1.0%(Sr)		<1.0%(Sr)	
Protection Category	IP67		IP67	
Operating Temperature	-30 ℃ - +70 ℃		-30 ℃ - +70 ℃	
Temperature Drift	<10%(Sr)		<10%(Sr)	
Short Circuit Protection	YES		YES	
Overload Trip Point	220mA		220mA	
Material Active Face	PTFE(Teflon)		PTFE(Teflon)	
DC 3 wire 10-30V NPN N.O.	L1S1-M0801N-O3A2/-30 ¦ L1S2-M0802N-O3A2/-30	1	L1S1-M0802N-O3A2/-30 ¦ L1S2-M0804N-O3A2/-30	1
DC 3 wire 10-30V NPN N.C.	L1S1-M0801N-C3A2/-30 ¦ L1S2-M0802N-C3A2/-30	2	L1S1-M0802N-C3A2/-30 ¦ L1S2-M0804N-C3A2/-30	2
DC 3 wire 10-30V PNP N.O.	L1S1-M0801P-O3A2/-30 ¦ L1S2-M0802P-O3A2/-30	3	L1S1-M0802P-O3A2/-30 ¦ L1S2-M0804P-O3A2/-30	3
DC 3 wire 10-30V PNP N.C.	L1S1-M0801P-C3A2/-30 ¦ L1S2-M0802P-C3A2/-30	4	L1S1-M0802P-C3A2/-30 ¦ L1S2-M0804P-C3A2/-30	4
DC 4 wire 10-30V Changeover PNP (N.O. & N.C.)	-		-	
DC 4 wire 10-30V Changeover NPN (N.O. & N.C.)	-		-	
DC 2 wire 10-60V N.O.	-		-	
DC 2 wire 10-60V N.C.	-		-	
DC 3 wire 10-55V NPN N.O.	-		-	
DC 3 wire 10-55V NPN N.C.	-		-	
DC 3 wire 10-55V PNP N.O.	-		-	
DC 3 wire 10-55V PNP N.C.	-		-	
DC 3 wire 5-36V PNP N.C.	-		-	
DC 3 wire 5-36V PNP N.O.	-		-	
DC 3 wire 5-36V NPN N.C.	-		-	
DC 3 wire 5-36V NPN N.O.	-		-	
DC 4 wire 5-36V Changeover PNP (N.O & N.C.)	-		-	
DC 4 wire 5-36V Changeover NPN (N.O & N.C.)	-		-	
Wiring diagram number				
Dimensions (unit: mm)	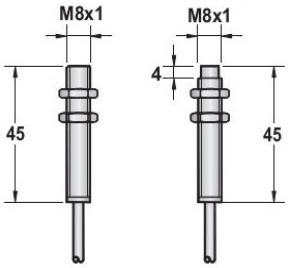		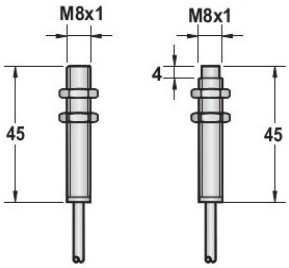	
Cable 2M	3.5φ3x0.34 PTFE or 4.8φ3x0.34 Silicone		3.5φ3x0.34 PTFE or 4.8φ3x0.34 Silicone	
Weight	approx.80 g		approx.80 g	

Subject to modifications without notice

Tel: +86-755-2646 7962 Fax: +86-755-2646 7925 MSN: dfan852@hotmail.com
Web: www.mountiger.com E-mail: sales@mountiger.com QQ: 873764592

Mountiger Sensing the future

DC LOW TEMPERATURE INDUCTIVE PROXIMITY SWITCH(M12)

Diameter	M12		M12	
Shielded/non-Shielded	Shielded/ Non-Shiedled		Shielded/ Non-Shiedled	
Switching Distance Sn mm	2mm / 4mm		4mm / 8mm	
Housing Material	stainless steel		stainless steel	
Picture				
Operating Voltage	10-30VDC		10-30VDC	
Ripple	<10%		<10%	
No Load Current	<10mA		<10mA	
Max. Load Current	200mA		200mA	
Leakge Current	<0.01mA		<0.01mA	
Voltage Drop	<1.5V		<1.5V	
Switching Frequency	1KHZ / 800HZ		800HZ / 500HZ	
Response Time	0.1ms / 0.2ms		0.1ms / 0.2ms	
Switching Hysteresis	<15%(Sr)		<15%(Sr)	
Repeat Accuracy	<1.0%(Sr)		<1.0%(Sr)	
Protection Category	IP67		IP67	
Operating Temperature	-30 ℃ - +70 ℃		-30 ℃ - +70 ℃	
Temperature Drift	<10%(Sr)		<10%(Sr)	
Short Circuit Protection	YES		YES	
Overload Trip Point	220mA		220mA	
Material Active Face	PTFE(Teflon)		PTFE(Teflon)	
DC 3 wire 10-30V NPN N.O.	L1S1-M1202N-O3A2/-30 ¦ L1S2-M1204N-O3A2/-30	1	L1S1-M1204N-O3A2/-30 ¦ L1S2-M1208N-O3A2/-30	1
DC 3 wire 10-30V NPN N.C.	L1S1-M1202N-C3A2/-30 ¦ L1S2-M1204N-C3A2/-30	2	L1S1-M1204N-C3A2/-30 ¦ L1S2-M1208N-C3A2/-30	2
DC 3 wire 10-30V PNP N.O.	L1S1-M1202P-O3A2/-30 ¦ L1S2-M1204P-O3A2/-30	3	L1S1-M1204P-O3A2/-30 ¦ L1S2-M1208P-O3A2/-30	3
DC 3 wire 10-30V PNP N.C.	L1S1-M1202P-C3A2/-30 ¦ L1S2-M1204P-C3A2/-30	4	L1S1-M1204P-C3A2/-30 ¦ L1S2-M1208P-C3A2/-30	4
DC 4 wire 10-30V Changeover PNP (N.O. & N.C.)	-		-	
DC 4 wire 10-30V Changeover NPN (N.O. & N.C.)	-		-	
DC 2 wire 10-60V N.O.	-		-	
DC 2 wire 10-60V N.C.	-		-	
DC 3 wire 10-55V NPN N.O.	-		-	
DC 3 wire 10-55V NPN N.C.	-		-	
DC 3 wire 10-55V PNP N.O.	-		-	
DC 3 wire 10-55V PNP N.C.	-		-	
DC 3 wire 5-36V PNP N.C.	-		-	
DC 3 wire 5-36V PNP N.O.	-		-	
DC 3 wire 5-36V NPN N.C.	-		-	
DC 3 wire 5-36V NPN N.O.	-		-	
DC 4 wire 5-36V Changeover PNP (N.O & N.C.)	-		-	
DC 4 wire 5-36V Changeover NPN (N.O & N.C.)	-		-	
Wiring diagram number				
Dimensions (unit: mm)	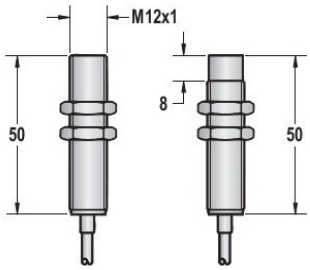		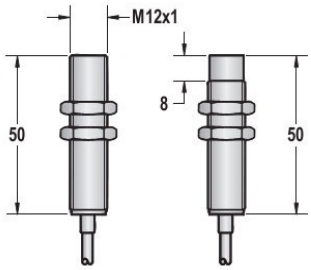	
Cable 2M	3.5φ3x0.34 PTFE or 4.8φ3x0.34 Silicone		3.5φ3x0.34 PTFE or 4.8φ3x0.34 Silicone	
Weight	approx.140g		approx.140g	

Subject to modifications without notice

Tel: +86-755-2646 7962 Fax: +86-755-2646 7925 MSN: dfan852@hotmail.com
Web: www.mountiger.com E-mail: sales@mountiger.com QQ: 873764592

Mountiger Sensing the future

DC LOW TEMPERATURE INDUCTIVE PROXIMITY SWITCH(M18)

Diameter	M18		M18	
Shielded/non-Shielded	Shielded/ Non-Shiedled		Shielded/ Non-Shiedled	
Switching Distance Sn mm	5mm / 8mm		8mm / 16mm	
Housing Material	stainless steel		stainless steel	
Picture				
Operating Voltage	10-30VDC		10-30VDC	
Ripple	<10%		<10%	
No Load Current	<10mA		<10mA	
Max. Load Current	200mA		200mA	
Leakge Current	<0.01mA		<0.01mA	
Voltage Drop	<1.5V		<1.5V	
Switching Frequency	400HZ / 300HZ		300HZ / 200HZ	
Response Time	0.2ms / 0.5ms		0.2ms / 0.5ms	
Switching Hysteresis	<15%(Sr)		<15%(Sr)	
Repeat Accuracy	<1.0%(Sr)		<1.0%(Sr)	
Protection Category	IP67		IP67	
Operating Temperature	-30 ℃ - +70 ℃		-30 ℃ - +70 ℃	
Temperature Drift	<10%(Sr)		<10%(Sr)	
Short Circuit Protection	YES		YES	
Overload Trip Point	220mA		220mA	
Material Active Face	PTFE(Teflon)		PTFE(Teflon)	
DC 3 wire 10-30V NPN N.O.	L1S1-M1805N-O3A2/-30 ¦ L1S2-M1808N-O3A2/-30	1	L1S1-M1808N-O3A2/-30 ¦ L1S2-M1816N-O3A2/-30	1
DC 3 wire 10-30V NPN N.C.	L1S1-M1805N-C3A2/-30 ¦ L1S2-M1808N-C3A2/-30	2	L1S1-M1808N-C3A2/-30 ¦ L1S2-M1816N-C3A2/-30	2
DC 3 wire 10-30V PNP N.O.	L1S1-M1805P-O3A2/-30 ¦ L1S2-M1808P-O3A2/-30	3	L1S1-M1808P-O3A2/-30 ¦ L1S2-M1816P-O3A2/-30	3
DC 3 wire 10-30V PNP N.C.	L1S1-M1805P-C3A2/-30 ¦ L1S2-M1808P-C3A2/-30	4	L1S1-M1808P-C3A2/-30 ¦ L1S2-M1816P-C3A2/-30	4
DC 4 wire 10-30V Changeover PNP (N.O. & N.C.)	-		-	
DC 4 wire 10-30V Changeover NPN (N.O. & N.C.)	-		-	
DC 2 wire 10-60V N.O.	-		-	
DC 2 wire 10-60V N.C.	-		-	
DC 3 wire 10-55V NPN N.O.	-		-	
DC 3 wire 10-55V NPN N.C.	-		-	
DC 3 wire 10-55V PNP N.O.	-		-	
DC 3 wire 10-55V PNP N.C.	-		-	
DC 3 wire 5-36V PNP N.C.	-		-	
DC 3 wire 5-36V PNP N.O.	-		-	
DC 3 wire 5-36V NPN N.C.	-		-	
DC 3 wire 5-36V NPN N.O.	-		-	
DC 4 wire 5-36V Changeover PNP (N.O & N.C.)	-		-	
DC 4 wire 5-36V Changeover NPN (N.O & N.C.)	-		-	
Wiring diagram number				
Dimensions (unit: mm)	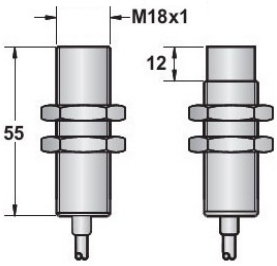		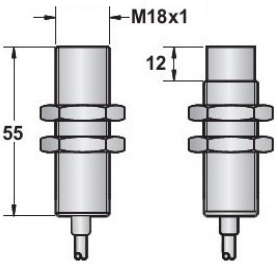	
Cable 2M	3.5φ3x0.34 PTFE or 4.8φ3x0.34 Silicone		3.5φ3x0.34 PTFE or 4.8φ3x0.34 Silicone	
Weight	approx.300g		approx.300g	

Subject to modifications without notice

Tel: +86-755-2646 7962 Fax: +86-755-2646 7925 MSN: dfan852@hotmail.com
Web: www.mountiger.com E-mail: sales@mountiger.com QQ: 873764592

Mountiger Sensing the future

DC LOW TEMPERATURE INDUCTIVE PROXIMITY SWITCH(M30)

Diameter	M30		M30	
Shielded/non-Shielded	Shielded/ Non-Shiedled		Shielded/ Non-Shiedled	
Switching Distance Sn mm	10mm / 15mm		16mm / 25mm	
Housing Material	stainless steel		stainless steel	
Picture				
Operating Voltage	10-30VDC		10-30VDC	
Ripple	<10%		<10%	
No Load Current	<10mA		<10mA	
Max. Load Current	200mA		200mA	
Leakge Current	<0.01mA		<0.01mA	
Voltage Drop	<1.5V		<1.5V	
Switching Frequency	200HZ / 150HZ		150HZ / 100HZ	
Response Time	0.5ms / 1ms		0.5ms / 1ms	
Switching Hysteresis	<15%(Sr)		<15%(Sr)	
Repeat Accuracy	<1.0%(Sr)		<1.0%(Sr)	
Protection Category	IP67		IP67	
Operating Temperature	-30 ℃ - +70 ℃		-30 ℃ - +70 ℃	
Temperature Drift	<10%(Sr)		<10%(Sr)	
Short Circuit Protection	YES		YES	
Overload Trip Point	220mA		220mA	
Material Active Face	PTFE(Teflon)		PTFE(Teflon)	
DC 3 wire 10-30V NPN N.O.	L1S1-M3010N-O3A2/-30 ¦ L1S2-M3015N-O3A2/-30	1	L1S1-M3016N-O3A2/-30 ¦ L1S2-M3025N-O3A2/-30	1
DC 3 wire 10-30V NPN N.C.	L1S1-M3010N-C3A2/-30 ¦ L1S2-M3015N-C3A2/-30	2	L1S1-M3016N-C3A2/-30 ¦ L1S2-M3025N-C3A2/-30	2
DC 3 wire 10-30V PNP N.O.	L1S1-M3010P-O3A2/-30 ¦ L1S2-M3015P-O3A2/-30	3	L1S1-M3016P-O3A2/-30 ¦ L1S2-M3025P-O3A2/-30	3
DC 3 wire 10-30V PNP N.C.	L1S1-M3010P-C3A2/-30 ¦ L1S2-M3015P-C3A2/-30	4	L1S1-M3016P-C3A2/-30 ¦ L1S2-M3025P-C3A2/-30	4
DC 4 wire 10-30V Changeover PNP (N.O. & N.C.)	-		-	
DC 4 wire 10-30V Changeover NPN (N.O. & N.C.)	-		-	
DC 2 wire 10-60V N.O.	-		-	
DC 2 wire 10-60V N.C.	-		-	
DC 3 wire 10-55V NPN N.O.	-		-	
DC 3 wire 10-55V NPN N.C.	-		-	
DC 3 wire 10-55V PNP N.O.	-		-	
DC 3 wire 10-55V PNP N.C.	-		-	
DC 3 wire 5-36V PNP N.C.	-		-	
DC 3 wire 5-36V PNP N.O.	-		-	
DC 3 wire 5-36V NPN N.C.	-		-	
DC 3 wire 5-36V NPN N.O.	-		-	
DC 4 wire 5-36V Changeover PNP (N.O & N.C.)	-		-	
DC 4 wire 5-36V Changeover NPN (N.O & N.C.)	-		-	
Wiring diagram number				
Dimensions (unit: mm)	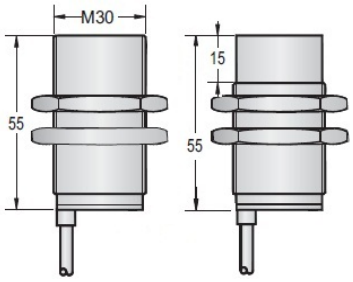		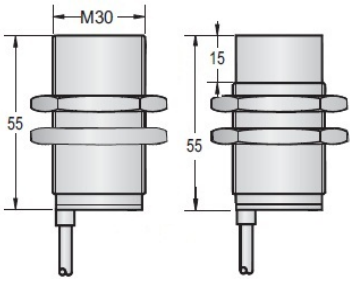	
Cable 2M	3.5φ3x0.34 PTFE or 4.8φ3x0.34 Silicone		3.5φ3x0.34 PTFE or 4.8φ3x0.34 Silicone	
Weight	approx.420g		approx.420g	

Subject to modifications without notice

Tel: +86-755-2646 7962 Fax: +86-755-2646 7925 MSN: dfan852@hotmail.com
Web: www.mountiger.com E-mail: sales@mountiger.com QQ: 873764592

Mountiger Sensing the future

DC LOW TEMPERATURE INDUCTIVE PROXIMITY SWITCH(M8)

Diameter	M8		M8	
Shielded/non-Shielded	Shielded/ Non-Shiedled		Shielded/ Non-Shiedled	
Switching Distance Sn mm	1mm / 2mm		2mm / 4mm	
Housing Material	stainless steel		stainless steel	
Picture				
Operating Voltage	10-30VDC		10-30VDC	
Ripple	<10%		<10%	
No Load Current	<10mA		<10mA	
Max. Load Current	200mA		200mA	
Leakge Current	<0.01mA		<0.01mA	
Voltage Drop	<1.5V		<1.5V	
Switching Frequency	1KHZ / 800HZ		800HZ / 500HZ	
Response Time	0.1ms / 0.2ms		0.1ms / 0.2ms	
Switching Hysteresis	<15%(Sr)		<15%(Sr)	
Repeat Accuracy	<1.0%(Sr)		<1.0%(Sr)	
Protection Category	IP67		IP67	
Operating Temperature	-40 ℃ - +70 ℃		-40 ℃ - +120 ℃	
Temperature Drift	<10%(Sr)		<10%(Sr)	
Short Circuit Protection	YES		YES	
Overload Trip Point	220mA		220mA	
Material Active Face	PTFE(Teflon)		PTFE(Teflon)	
DC 3 wire 10-30V NPN N.O.	L1S1-M0801N-O3A2/-40 ¦ L1S2-M0802N-O3A2/-40	1	L1S1-M0802N-O3A2/-40 ¦ L1S2-M0804N-O3A2/-40	1
DC 3 wire 10-30V NPN N.C.	L1S1-M0801N-C3A2/-40 ¦ L1S2-M0802N-C3A2/-40	2	L1S1-M0802N-C3A2/-40 ¦ L1S2-M0804N-C3A2/-40	2
DC 3 wire 10-30V PNP N.O.	L1S1-M0801P-O3A2/-40 ¦ L1S2-M0802P-O3A2/-40	3	L1S1-M0802P-O3A2/-40 ¦ L1S2-M0804P-O3A2/-40	3
DC 3 wire 10-30V PNP N.C.	L1S1-M0801P-C3A2/-40 ¦ L1S2-M0802P-C3A2/-40	4	L1S1-M0802P-C3A2/-40 ¦ L1S2-M0804P-C3A2/-40	4
DC 4 wire 10-30V Changeover PNP (N.O. & N.C.)	-		-	
DC 4 wire 10-30V Changeover NPN (N.O. & N.C.)	-		-	
DC 2 wire 10-60V N.O.	-		-	
DC 2 wire 10-60V N.C.	-		-	
DC 3 wire 10-55V NPN N.O.	-		-	
DC 3 wire 10-55V NPN N.C.	-		-	
DC 3 wire 10-55V PNP N.O.	-		-	
DC 3 wire 10-55V PNP N.C.	-		-	
DC 3 wire 5-36V PNP N.C.	-		-	
DC 3 wire 5-36V PNP N.O.	-		-	
DC 3 wire 5-36V NPN N.C.	-		-	
DC 3 wire 5-36V NPN N.O.	-		-	
DC 4 wire 5-36V Changeover PNP (N.O & N.C.)	-		-	
DC 4 wire 5-36V Changeover NPN (N.O & N.C.)	-		-	
Wiring diagram number				
Dimensions (unit: mm)	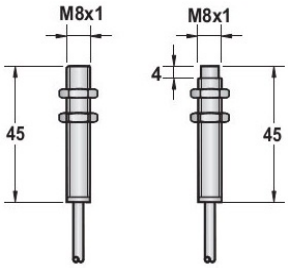		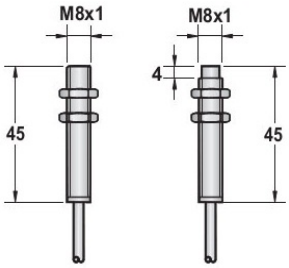	
Cable 2M	3.5φ3x0.34 PTFE or 4.8φ3x0.34 Silicone		3.5φ3x0.34 PTFE or 4.8φ3x0.34 Silicone	
Weight	approx.80 g		approx.80 g	

Subject to modifications without notice

Tel: +86-755-2646 7962 Fax: +86-755-2646 7925 MSN: dfan852@hotmail.com
Web: www.mountiger.com E-mail: sales@mountiger.com QQ: 873764592

Mountiger Sensing the future

DC LOW TEMPERATURE INDUCTIVE PROXIMITY SWITCH(M12)

Diameter	M12		M12	
Shielded/non-Shielded	Shielded/ Non-Shiedled		Shielded/ Non-Shiedled	
Switching Distance Sn mm	2mm / 4mm		4mm / 8mm	
Housing Material	stainless steel		stainless steel	
Picture				
Operating Voltage	10-30VDC		10-30VDC	
Ripple	<10%		<10%	
No Load Current	<10mA		<10mA	
Max. Load Current	200mA		200mA	
Leakge Current	<0.01mA		<0.01mA	
Voltage Drop	<1.5V		<1.5V	
Switching Frequency	1KHZ / 800HZ		800HZ / 500HZ	
Response Time	0.1ms / 0.2ms		0.1ms / 0.2ms	
Switching Hysteresis	<15%(Sr)		<15%(Sr)	
Repeat Accuracy	<1.0%(Sr)		<1.0%(Sr)	
Protection Category	IP67		IP67	
Operating Temperature	-40 ℃ - +70 ℃		-40 ℃ - +70 ℃	
Temperature Drift	<10%(Sr)		<10%(Sr)	
Short Circuit Protection	YES		YES	
Overload Trip Point	220mA		220mA	
Material Active Face	PTFE(Teflon)		PTFE(Teflon)	
DC 3 wire 10-30V NPN N.O.	L1S1-M1202N-O3A2/-40 ¦ L1S2-M1204N-O3A2/-40	1	L1S1-M1204N-O3A2/-40 ¦ L1S2-M1208N-O3A2/-40	1
DC 3 wire 10-30V NPN N.C.	L1S1-M1202N-C3A2/-40 ¦ L1S2-M1204N-C3A2/-40	2	L1S1-M1204N-C3A2/-40 ¦ L1S2-M1208N-C3A2/-40	2
DC 3 wire 10-30V PNP N.O.	L1S1-M1202P-O3A2/-40 ¦ L1S2-M1204P-O3A2/-40	3	L1S1-M1204P-O3A2/-40 ¦ L1S2-M1208P-O3A2/-40	3
DC 3 wire 10-30V PNP N.C.	L1S1-M1202P-C3A2/-40 ¦ L1S2-M1204P-C3A2/-40	4	L1S1-M1204P-C3A2/-40 ¦ L1S2-M1208P-C3A2/-40	4
DC 4 wire 10-30V Changeover PNP (N.O. & N.C.)	-		-	
DC 4 wire 10-30V Changeover NPN (N.O. & N.C.)	-		-	
DC 2 wire 10-60V N.O.	-		-	
DC 2 wire 10-60V N.C.	-		-	
DC 3 wire 10-55V NPN N.O.	-		-	
DC 3 wire 10-55V NPN N.C.	-		-	
DC 3 wire 10-55V PNP N.O.	-		-	
DC 3 wire 10-55V PNP N.C.	-		-	
DC 3 wire 5-36V PNP N.C.	-		-	
DC 3 wire 5-36V PNP N.O.	-		-	
DC 3 wire 5-36V NPN N.C.	-		-	
DC 3 wire 5-36V NPN N.O.	-		-	
DC 4 wire 5-36V Changeover PNP (N.O & N.C.)	-		-	
DC 4 wire 5-36V Changeover NPN (N.O & N.C.)	-		-	
Wiring diagram number				
Dimensions (unit: mm)	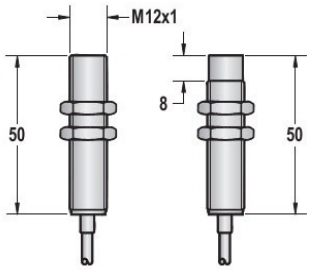		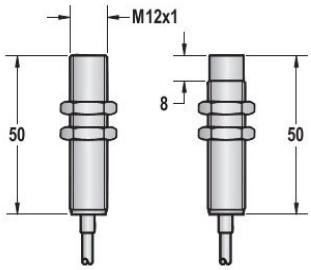	
Cable 2M	3.5φ3x0.34 PTFE or 4.8φ3x0.34 Silicone		3.5φ3x0.34 PTFE or 4.8φ3x0.34 Silicone	
Weight	approx.140g		approx.140g	

Subject to modifications without notice

Tel: +86-755-2646 7962 Fax: +86-755-2646 7925 MSN: dfan852@hotmail.com
Web: www.mountiger.com E-mail: sales@mountiger.com QQ: 873764592

Mountiger Sensing the future

DC LOW TEMPERATURE INDUCTIVE PROXIMITY SWITCH(M18)

Diameter	M18		M18	
Shielded/non-Shielded	Shielded/ Non-Shiedled		Shielded/ Non-Shiedled	
Switching Distance Sn mm	5mm / 8mm		8mm / 16mm	
Housing Material	stainless steel		stainless steel	
Picture				
Operating Voltage	10-30VDC		10-30VDC	
Ripple	<10%		<10%	
No Load Current	<10mA		<10mA	
Max. Load Current	200mA		200mA	
Leakge Current	<0.01mA		<0.01mA	
Voltage Drop	<1.5V		<1.5V	
Switching Frequency	400HZ / 300HZ		300HZ / 200HZ	
Response Time	0.2ms / 0.5ms		0.2ms / 0.5ms	
Switching Hysteresis	<15%(Sr)		<15%(Sr)	
Repeat Accuracy	<1.0%(Sr)		<1.0%(Sr)	
Protection Category	IP67		IP67	
Operating Temperature	-40 ℃ - +70 ℃		-40 ℃ - +70 ℃	
Temperature Drift	<10%(Sr)		<10%(Sr)	
Short Circuit Protection	YES		YES	
Overload Trip Point	220mA		220mA	
Material Active Face	PTFE(Teflon)		PTFE(Teflon)	
DC 3 wire 10-30V NPN N.O.	L1S1-M1805N-O3A2/-40 ¦ L1S2-M1808N-O3A2/-40	1	L1S1-M1808N-O3A2/-40 ¦ L1S2-M1816N-O3A2/-40	1
DC 3 wire 10-30V NPN N.C.	L1S1-M1805N-C3A2/-40 ¦ L1S2-M1808N-C3A2/-40	2	L1S1-M1808N-C3A2/-40 ¦ L1S2-M1816N-C3A2/-40	2
DC 3 wire 10-30V PNP N.O.	L1S1-M1805P-O3A2/-40 ¦ L1S2-M1808P-O3A2/-40	3	L1S1-M1808P-O3A2/-40 ¦ L1S2-M1816P-O3A2/-40	3
DC 3 wire 10-30V PNP N.C.	L1S1-M1805P-C3A2/-40 ¦ L1S2-M1808P-C3A2/-40	4	L1S1-M1808P-C3A2/-40 ¦ L1S2-M1816P-C3A2/-40	4
DC 4 wire 10-30V Changeover PNP (N.O. & N.C.)	-		-	
DC 4 wire 10-30V Changeover NPN (N.O. & N.C.)	-		-	
DC 2 wire 10-60V N.O.	-		-	
DC 2 wire 10-60V N.C.	-		-	
DC 3 wire 10-55V NPN N.O.	-		-	
DC 3 wire 10-55V NPN N.C.	-		-	
DC 3 wire 10-55V PNP N.O.	-		-	
DC 3 wire 10-55V PNP N.C.	-		-	
DC 3 wire 5-36V PNP N.C.	-		-	
DC 3 wire 5-36V PNP N.O.	-		-	
DC 3 wire 5-36V NPN N.C.	-		-	
DC 3 wire 5-36V NPN N.O.	-		-	
DC 4 wire 5-36V Changeover PNP (N.O & N.C.)	-		-	
DC 4 wire 5-36V Changeover NPN (N.O & N.C.)	-		-	
Wiring diagram number				
Dimensions (unit: mm)	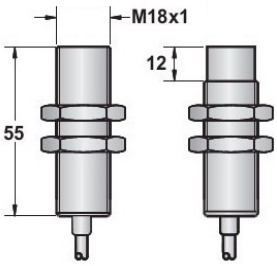		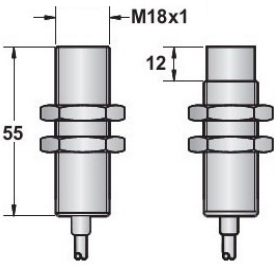	
Cable 2M	3.5φ3x0.34 PTFE or 4.8φ3x0.34 Silicone		3.5φ3x0.34 PTFE or 4.8φ3x0.34 Silicone	
Weight	approx.300g		approx.300g	

Subject to modifications without notice

Tel: +86-755-2646 7962 Fax: +86-755-2646 7925 MSN: dfan852@hotmail.com
Web: www.mountiger.com E-mail: sales@mountiger.com QQ: 873764592

Mountiger Sensing the future

DC LOW TEMPERATURE INDUCTIVE PROXIMITY SWITCH(M30)

Diameter	M30		M30	
Shielded/non-Shielded	Shielded/ Non-Shiedled		Shielded/ Non-Shiedled	
Switching Distance Sn mm	10mm / 15mm		16mm / 25mm	
Housing Material	stainless steel		stainless steel	
Picture				
Operating Voltage	10-30VDC		10-30VDC	
Ripple	<10%		<10%	
No Load Current	<10mA		<10mA	
Max. Load Current	200mA		200mA	
Leakge Current	<0.01mA		<0.01mA	
Voltage Drop	<1.5V		<1.5V	
Switching Frequency	200HZ / 150HZ		150HZ / 100HZ	
Response Time	0.5ms / 1ms		0.5ms / 1ms	
Switching Hysteresis	<15%(Sr)		<15%(Sr)	
Repeat Accuracy	<1.0%(Sr)		<1.0%(Sr)	
Protection Category	IP67		IP67	
Operating Temperature	-40 ℃ - +70 ℃		-40 ℃ - +70 ℃	
Temperature Drift	<10%(Sr)		<10%(Sr)	
Short Circuit Protection	YES		YES	
Overload Trip Point	220mA		220mA	
Material Active Face	PTFE(Teflon)		PTFE(Teflon)	
DC 3 wire 10-30V NPN N.O.	L1S1-M3010N-O3A2/-40 ¦ L1S2-M3015N-O3A2/-40	1	L1S1-M3016N-O3A2/-40 ¦ L1S2-M3025N-O3A2/-40	1
DC 3 wire 10-30V NPN N.C.	L1S1-M3010N-C3A2/-40 ¦ L1S2-M3015N-C3A2/-40	2	L1S1-M3016N-C3A2/-40 ¦ L1S2-M3025N-C3A2/-40	2
DC 3 wire 10-30V PNP N.O.	L1S1-M3010P-O3A2/-40 ¦ L1S2-M3015P-O3A2/-40	3	L1S1-M3016P-O3A2/-40 ¦ L1S2-M3025P-O3A2/-40	3
DC 3 wire 10-30V PNP N.C.	L1S1-M3010P-C3A2/-40 ¦ L1S2-M3015P-C3A2/-40	4	L1S1-M3016P-C3A2/-40 ¦ L1S2-M3025P-C3A2/-40	4
DC 4 wire 10-30V Changeover PNP (N.O. & N.C.)	-		-	
DC 4 wire 10-30V Changeover NPN (N.O. & N.C.)	-		-	
DC 2 wire 10-60V N.O.	-		-	
DC 2 wire 10-60V N.C.	-		-	
DC 3 wire 10-55V NPN N.O.	-		-	
DC 3 wire 10-55V NPN N.C.	-		-	
DC 3 wire 10-55V PNP N.O.	-		-	
DC 3 wire 10-55V PNP N.C.	-		-	
DC 3 wire 5-36V PNP N.C.	-		-	
DC 3 wire 5-36V PNP N.O.	-		-	
DC 3 wire 5-36V NPN N.C.	-		-	
DC 3 wire 5-36V NPN N.O.	-		-	
DC 4 wire 5-36V Changeover PNP (N.O & N.C.)	-		-	
DC 4 wire 5-36V Changeover NPN (N.O & N.C.)	-		-	
Wiring diagram number				
Dimensions (unit: mm)	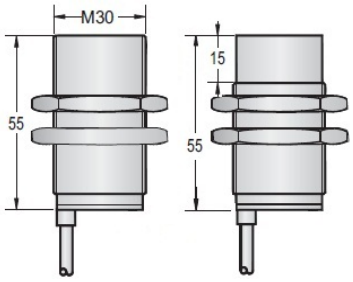		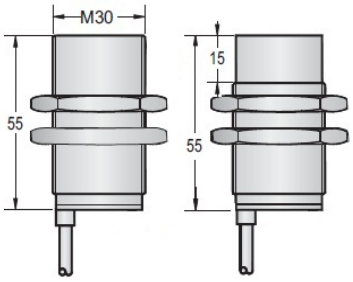	
Cable 2M	3.5φ3x0.34 PTFE or 4.8φ3x0.34 Silicone		3.5φ3x0.34 PTFE or 4.8φ3x0.34 Silicone	
Weight	approx.420g		approx.420g	

Subject to modifications without notice

Tel: +86-755-2646 7962 Fax: +86-755-2646 7925 MSN: dfan852@hotmail.com
Web: www.mountiger.com E-mail: sales@mountiger.com QQ: 873764592

Mountiger Sensing the future

DC CAPACITIVE PROXIMITY SWITCH

Diameter	Sn (mm)	Shielded/ non-Shielded	Housing Material	Housing Size(mm)	Terminal Version	Power	Page
φ6.5	1mm / 2mm	Shielded/ Non-Shielded	nickel palated brass	φ6.5x45	Cable	10-30VDC	B1-01
φ6.5	2mm / 4mm	Shielded/ Non-Shielded	nickel palated brass	φ6.5x45	Cable	10-30VDC	B1-01
φ6.5	1mm / 2mm	Shielded/ Non-Shielded	nickel palated brass	φ6.5x60	Pico-style	10-30VDC	B1-02
φ6.5	2mm / 4mm	Shielded/ Non-Shielded	nickel palated brass	φ6.5x60	Pico-style	10-30VDC	B1-02
φ6.5	1mm / 2mm	Shielded/ Non-Shielded	nickel palated brass	φ6.5x70	Euro-style	10-30VDC	B1-03
φ6.5	2mm / 4mm	Shielded/ Non-Shielded	nickel palated brass	φ6.5x70	Euro-style	10-30VDC	B1-03
M8	1mm / 2mm	Shielded/ Non-Shielded	nickel palated brass	M8x45	Cable	10-30VDC	B1-04
M8	2mm / 4mm	Shielded/ Non-Shielded	nickel palated brass	M8x45	Cable	10-30VDC	B1-04
M8	1mm / 2mm	Shielded/ Non-Shielded	nickel palated brass	M8x60	Pico-style	10-30VDC	B1-05
M8	2mm / 4mm	Shielded/ Non-Shielded	nickel palated brass	M8x60	Pico-style	10-30VDC	B1-05
M8	1mm / 2mm	Shielded/ Non-Shielded	nickel palated brass	M8x70	Euro-style	10-30VDC	B1-06
M8	2mm / 4mm	Shielded/ Non-Shielded	nickel palated brass	M8x70	Euro-style	10-30VDC	B1-06
M12	1-3mm / 1-6mm adjustable	Shielded/ Non-Shielded	nickel palated brass	M12x59	Cable	10-30VDC	B1-07

DC CAPACITIVE PROXIMITY SWITCH

M12	1-3mm / 1-6mm adjustable	Shielded/ Non-Shielded	PBT RESIN	M12x59	Cable	10-30VDC	B1-07
M12	1-3mm / 1-6mm adjustable	Shielded/ Non-Shielded	nickel palated brass	M12x60	Euro-style	10-30VDC	B1-08
M12	1-3mm / 1-6mm adjustable	Shielded/ Non-Shielded	PBT RESIN	M12x60	Euro-style	10-30VDC	B1-08
M12	1-6mm / 1-8mm adjustable	Shielded/ Non-Shielded	nickel palated brass	M12x59	Cable	10-30VDC	B1-09
M12	1-6mm / 1-8mm adjustable	Shielded/ Non-Shielded	PBT RESIN	M12x59	Cable	10-30VDC	B1-09
M12	1-6mm / 1-8mm adjustable	Shielded/ Non-Shielded	nickel palated brass	M12x60	Euro-style	10-30VDC	B1-10
M12	1-6mm / 1-8mm adjustable	Shielded/ Non-Shielded	PBT RESIN	M12x60	Euro-style	10-30VDC	B1-10
M18	2-8mm / 2-15mm adjustable	Shielded/ Non-Shielded	nickel palated brass	M18x80	Cable	10-30VDC	B1-11
M18	2-8mm / 2-15mm adjustable	Shielded/ Non-Shielded	PBT RESIN	M18x80	Cable	10-30VDC	B1-11
M18	2-8mm / 2-15mm adjustable	Shielded/ Non-Shielded	nickel palated brass	M18x90	Euro-style	10-30VDC	B1-12
M18	2-8mm / 2-15mm adjustable	Shielded/ Non-Shielded	PBT RESIN	M18x90	Euro-style	10-30VDC	B1-12
M18	2-16mm / 2-25mm adjustable	Shielded/ Non-Shielded	nickel palated brass	M18x80	Cable	10-30VDC	B1-13
M18	2-16mm / 2-25mm adjustable	Shielded/ Non-Shielded	PBT RESIN	M18x80	Cable	10-30VDC	B1-13
M18	2-16mm / 2-25mm adjustable	Shielded/ Non-Shielded	nickel palated brass	M18x90	Euro-style	10-30VDC	B1-14
M18	2-16mm / 2-25mm adjustable	Shielded/ Non-Shielded	PBT RESIN	M18x90	Euro-style	10-30VDC	B1-14
M30	2-20mm / 2-30mm adjustable	Shielded/ Non-Shielded	nickel palated brass	M30x80	Cable	10-30VDC	B1-15
M30	2-20mm / 2-30mm adjustable	Shielded/ Non-Shielded	PBT RESIN	M30x80	Cable	10-30VDC	B1-15
M30	2-20mm / 2-30mm adjustable	Shielded/ Non-Shielded	nickel Plated brass	M30x90	Euro-style	10-30VDC	B1-16
M30	2-20mm / 2-30mm adjustable	Shielded/ Non-Shielded	PBT RESIN	M30x90	Euro-style	10-30VDC	B1-16
M30	2-25mm / 2-35mm adjustable	Shielded/ Non-Shielded	nickel palated brass	M30x80	Cable	10-30VDC	B1-17

DC CAPACITIVE PROXIMITY SWITCH

M30	2-25mm / 2-35mm adjustable	Shielded/ Non-Shielded	PBT RESIN	M30x80	Cable	10-30VDC	B1-17
M30	2-25mm / 2-35mm adjustable	Shielded/ Non-Shielded	nickel Plated brass	M30x90	Euro-style	10-30VDC	B1-18
M30	2-25mm / 2-35mm adjustable	Shielded/ Non-Shielded	PBT RESIN	M30x90	Euro-style	10-30VDC	B1-18
φ34	2-25mm / 2-35mm adjustable	Shielded/ Non-Shielded	PBT RESIN	φ34x80	Cable	10-30VDC	B1-19
φ34	2-25mm / 2-35mm adjustable	Shielded/ Non-Shielded	PBT RESIN	φ34x90	Euro-style	10-30VDC	B1-19
Q30T	2-6mm / 2-10mm adjustable	Shielded/ Non-Shielded	PBT RESIN	Q30x50x7	Cable	10-30VDC	B1-20
Q40	2-15mm / 2-20mm adjustable	Shielded/ Non-Shielded	PBT RESIN	Q40x40x118	Terminal	10-30VDC	B1-21
Q40	2-30mm / 3-40mm adjustable	Shielded/ Non-Shielded	PBT RESIN	Q40x40x118	Terminal	10-30VDC	B1-22
Q40	2-15mm / 2-20mm adjustable	Shielded/ Non-Shielded	PBT RESIN	Q40x40x118	M12 connector	10-30VDC	B1-23
Q40	2-30mm / 3-40mm adjustable	Shielded/ Non-Shielded	PBT RESIN	Q40x40x118	M12 connector	10-30VDC	B1-24
Q80	5-60mm / 8-80mm adjustable	Shielded/ Non-Shielded	PBT RESIN	Q80x80x40	Terminal	10-30VDC	B1-25

DC CAPACITIVE PROXIMITY SWITCH(φ6.5)

Diameter	φ6.5		φ6.5	
Shielded/non-Shielded	Shielded/ Non-Shiedled		Shielded/ Non-Shiedled	
Switching Distance Sn mm	1mm / 2mm		2mm / 4mm	
Housing Material	nickel palated brass		nickel palated brass	
With LED/Without LED	With LED		With LED	
Picture				
Operating Voltage	10-30VDC		10-30VDC	
Ripple	<10%		<10%	
No Load Current	<10MA		<10MA	
Max. Load Current	200mA		200mA	
Leakge Current	<0.01mA		<0.01mA	
Voltage Drop	< 2VDC		< 2VDC	
Switching Frequency	100HZ		50HZ	
Switching Hysteresis	<15%(sr)		<15%(sr)	
Repeat Accuracy	<5%(sr)		<5%(sr)	
Protection Category	IP67		IP67	
Operating Temperature	-25 ℃ - +70 ℃		-25 ℃ - +70 ℃	
Temperature Drift	<10%(sr)		<10%(sr)	
Short Circuit Protection	YES		YES	
Overload Trip Point	220mA		220mA	
Material Active Face	POM		POM	
DC 3 wire 10-30V NPN N.O.	C1B1-φ6.501N-O3A2 ┆ C1B2-φ6.502N-O3A2	1	C1B1-φ6.502N-O3A2 ┆ C1B2-φ6.504N-O3A2	1
DC 3 wire 10-30V NPN N.C.	C1B1-φ6.501N-C3A2 ┆ C1B2-φ6.502N-C3A2	2	C1B1-φ6.502N-C3A2 ┆ C1B2-φ6.504N-C3A2	2
DC 3 wire 10-30V PNP N.O.	C1B1-φ6.501P-O3A2 ┆ C1B2-φ6.502P-O3A2	3	C1B1-φ6.502P-O3A2 ┆ C1B2-φ6.504P-O3A2	3
DC 3 wire 10-30V PNP N.C.	C1B1-φ6.501P-C3A2 ┆ C1B2-φ6.502P-C3A2	4	C1B1-φ6.502P-C3A2 ┆ C1B2-φ6.504P-C3A2	4
DC 4 wire 10-30V Changeover PNP (N.O. & N.C.)	-		-	
DC 4 wire 10-30V Changeover NPN (N.O. & N.C.)	-		-	
DC 2 wire 10-60V N.O.	-		-	
DC 2 wire 10-60V N.C.	-		-	
DC 3 wire 10-55v NPN N.O.	-		-	
DC 3 wire 10-55v NPN N.C.	-		-	
DC 3 wire 10-55v PNP N.O.	-		-	
DC 3 wire 10-55v PNP N.C.	-		-	
DC 3 wire 5-36V PNP N.C.	-		-	
DC 3 wire 5-36V PNP N.O.	-		-	
DC 3 wire 5-36V NPN N.C.	-		-	
DC 3 wire 5-36V NPN N.O.	-		-	
DC 4 wire 5-36V Changeover PNP (N.O & N.C.)	-		-	
DC 4 wire 5-36V Changeover NPN (N.O & N.C.)	-		-	
Wiring diagram number				
Dimensions (unit: mm)	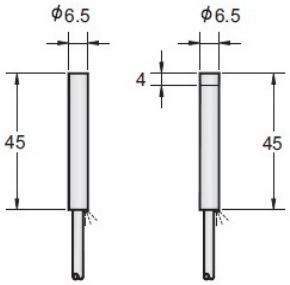		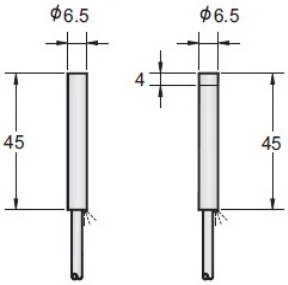	
Cable 2M (PVC)	3φ3x0.15		3φ3x0.15	
Weight	approx.36 g		approx.36 g	

Subject to modifications without notice

Tel: +86-755-2646 7962 Fax: +86-755-2646 7925 MSN: dfan852@hotmail.com
Web: www.mountiger.com E-mail: sales@mountiger.com QQ: 873764592

Mountiger Sensing the future

DC CAPACITIVE PROXIMITY SWITCH(φ6.5)

Diameter	φ6.5		φ6.5	
Shielded/non-Shielded	Shielded/ Non-Shiedled		Shielded/ Non-Shiedled	
Switching Distance Sn mm	1mm / 2mm		2mm / 4mm	
Housing Material	nickel palated brass		nickel palated brass	
With LED/Without LED	With LED		With LED	
Picture				
Operating Voltage	10-30VDC		10-30VDC	
Ripple	<10%		<10%	
No Load Current	<10MA		<10MA	
Max. Load Current	200mA		200mA	
Leakge Current	<0.01mA		<0.01mA	
Voltage Drop	< 2VDC		< 2VDC	
Switching Frequency	100HZ		50HZ	
Switching Hysteresis	<15%(sr)		<15%(sr)	
Repeat Accuracy	<5%(sr)		<5%(sr)	
Protection Category	IP67		IP67	
Operating Temperature	-25 ℃ - +70 ℃		-25 ℃ - +70 ℃	
Temperature Drift	<10%(sr)		<10%(sr)	
Short Circuit Protection	YES		YES	
Overload Trip Point	220mA		220mA	
Material Active Face	POM		POM	
DC 3 wire 10-30V NPN N.O.	C1B1-φ6.501N-OPA3 ┆ C1B2-φ6.502N-OPA3	1	C1B1-φ6.502N-OPS3 ┆ C1B2-φ6.504N-OPS3	1
DC 3 wire 10-30V NPN N.C.	C1B1-φ6.501N-CPA3 ┆ C1B2-φ6.502N-CPA3	2	C1B1-φ6.502N-CPS3 ┆ C1B2-φ6.504N-CPS3	2
DC 3 wire 10-30V PNP N.O.	C1B1-φ6.501P-OPA3 ┆ C1B2-φ6.502P-OPA3	3	C1B1-φ6.502P-OPS3 ┆ C1B2-φ6.504P-OPS3	3
DC 3 wire 10-30V PNP N.C.	C1B1-φ6.501P-CPA3 ┆ C1B2-φ6.502P-CPA3	4	C1B1-φ6.502P-CPS3 ┆ C1B2-φ6.504P-CPS3	4
DC 4 wire 10-30V Changeover PNP (N.O. & N.C.)	-		-	
DC 4 wire 10-30V Changeover NPN (N.O. & N.C.)	-		-	
DC 2 wire 10-60V N.O.	-		-	
DC 2 wire 10-60V N.C.	-		-	
DC 3 wire 10-55v NPN N.O.	-		-	
DC 3 wire 10-55v NPN N.C.	-		-	
DC 3 wire 10-55v PNP N.O.	-		-	
DC 3 wire 10-55v PNP N.C.	-		-	
DC 3 wire 5-36V PNP N.C.	-		-	
DC 3 wire 5-36V PNP N.O.	-		-	
DC 3 wire 5-36V NPN N.C.	-		-	
DC 3 wire 5-36V NPN N.O.	-		-	
DC 4 wire 5-36V Changeover PNP (N.O & N.C.)	-		-	
DC 4 wire 5-36V Changeover NPN (N.O & N.C.)	-		-	
Wiring diagram number				
Dimensions (unit: mm)	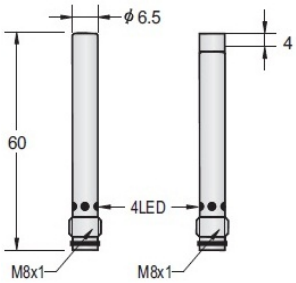		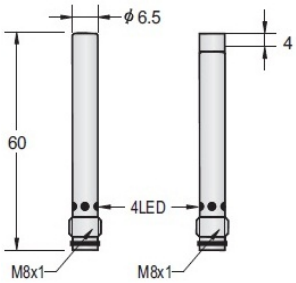	
Cable 2M (PVC)	M8 connector		M8 connector	
Weight	approx.17 g /approx.16 g		approx.17 g /approx.16 g	

Subject to modifications without notice

Tel: +86-755-2646 7962 Fax: +86-755-2646 7925 MSN: dfan852@hotmail.com
Web: www.mountiger.com E-mail: sales@mountiger.com QQ: 873764592

Mountiger Sensing the future

DC CAPACITIVE PROXIMITY SWITCH(φ6.5)

Diameter	φ6.5		φ6.5	
Shielded/non-Shielded	Shielded/ Non-Shiedled		Shielded/ Non-Shiedled	
Switching Distance Sn mm	1mm / 2mm		2mm / 4mm	
Housing Material	nickel palated brass		nickel palated brass	
With LED/Without LED	With LED		With LED	
Picture				
Operating Voltage	10-30VDC		10-30VDC	
Ripple	<10%		<10%	
No Load Current	<10MA		<10MA	
Max. Load Current	200mA		200mA	
Leakge Current	<0.01mA		<0.01mA	
Voltage Drop	< 2VDC		< 2VDC	
Switching Frequency	100HZ		50HZ	
Switching Hysteresis	<15%(sr)		<15%(sr)	
Repeat Accuracy	<5%(sr)		<5%(sr)	
Protection Category	IP67		IP67	
Operating Temperature	-25 ℃ - +70 ℃		-25 ℃ - +70 ℃	
Temperature Drift	<10%(sr)		<10%(sr)	
Short Circuit Protection	YES		YES	
Overload Trip Point	220mA		220mA	
Material Active Face	POM		POM	
DC 3 wire 10-30V NPN N.O.	C1B1-φ6.501N-OEA4 ¦ C1B2-φ6.502N-OEA4	25	C1B1-φ6.502N-OEA4 ¦ C1B2-φ6.504N-OEA4	25
DC 3 wire 10-30V NPN N.C.	C1B1-φ6.501N-CEA4 ¦ C1B2-φ6.502N-CEA4	25	C1B1-φ6.502N-CEA4 ¦ C1B2-φ6.504N-CEA4	25
DC 3 wire 10-30V PNP N.O.	C1B1-φ6.501P-OEA4 ¦ C1B2-φ6.502P-OEA4	26	C1B1-φ6.502P-OEA4 ¦ C1B2-φ6.504P-OEA4	26
DC 3 wire 10-30V PNP N.C.	C1B1-φ6.501P-CEA4 ¦ C1B2-φ6.502P-CEA4	26	C1B1-φ6.502P-CEA4 ¦ C1B2-φ6.504P-CEA4	26
DC 4 wire 10-30V Changeover PNP (N.O. & N.C.)	-		-	
DC 4 wire 10-30V Changeover NPN (N.O. & N.C.)	-		-	
DC 2 wire 10-60V N.O.	-		-	
DC 2 wire 10-60V N.C.	-		-	
DC 3 wire 10-55v NPN N.O.	-		-	
DC 3 wire 10-55v NPN N.C.	-		-	
DC 3 wire 10-55v PNP N.O.	-		-	
DC 3 wire 10-55v PNP N.C.	-		-	
DC 3 wire 5-36V PNP N.C.	-		-	
DC 3 wire 5-36V PNP N.O.	-		-	
DC 3 wire 5-36V NPN N.C.	-		-	
DC 3 wire 5-36V NPN N.O.	-		-	
DC 4 wire 5-36V Changeover PNP (N.O & N.C.)	-		-	
DC 4 wire 5-36V Changeover NPN (N.O & N.C.)	-		-	
Wiring diagram number				
Dimensions (unit: mm)	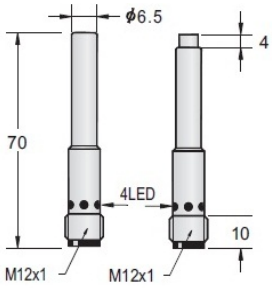		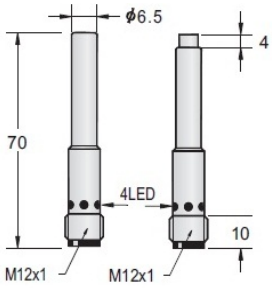	
Cable 2M (PVC)	M12 connector		M12 connector	
Weight	approx.25g		approx.25g	

Subject to modifications without notice

Tel: +86-755-2646 7962 Fax: +86-755-2646 7925 MSN: dfan852@hotmail.com
Web: www.mountiger.com E-mail: sales@mountiger.com QQ: 873764592

Mountiger Sensing the future

DC CAPACITIVE PROXIMITY SWITCH(M8)

Diameter	M8		M8	
Shielded/non-Shielded	Shielded/ Non-Shiedled		Shielded/ Non-Shiedled	
Switching Distance Sn mm	1mm / 2mm		2mm / 4mm	
Housing Material	nickel palated brass		nickel palated brass	
With LED/Without LED	With LED		With LED	
Picture				
Operating Voltage	10-30VDC		10-30VDC	
Ripple	<10%		<10%	
No Load Current	<10MA		<10MA	
Max. Load Current	200mA		200mA	
Leakge Current	<0.01mA		<0.01mA	
Voltage Drop	< 2VDC		< 2VDC	
Switching Frequency	100HZ		50HZ	
Switching Hysteresis	<15%(sr)		<15%(sr)	
Repeat Accuracy	<5%(sr)		<5%(sr)	
Protection Category	IP67		IP67	
Operating Temperature	-25 ℃ - +70 ℃		-25 ℃ - +70 ℃	
Temperature Drift	<10%(sr)		<10%(sr)	
Short Circuit Protection	YES		YES	
Overload Trip Point	220mA		220mA	
Material Active Face	POM		POM	
DC 3 wire 10-30V NPN N.O.	C1B1-M0801N-O3A2 ¦ C1B2-M0802N-O3A2	1	C1B1-M0802N-O3A2 ¦ C1B2-M0804N-O3A2	1
DC 3 wire 10-30V NPN N.C.	C1B1-M0801N-C3A2 ¦ C1B2-M0802N-C3A2	2	C1B1-M0802N-C3A2 ¦ C1B2-M0804N-C3A2	2
DC 3 wire 10-30V PNP N.O.	C1B1-M0801P-O3A2 ¦ C1B2-M0802P-O3A2	3	C1B1-M0802P-O3A2 ¦ C1B2-M0804P-O3A2	3
DC 3 wire 10-30V PNP N.C.	C1B1-M0801P-C3A2 ¦ C1B2-M0802P-C3A2	4	C1B1-M0802P-C3A2 ¦ C1B2-M0804P-C3A2	4
DC 4 wire 10-30V Changeover PNP (N.O. & N.C.)	-		-	
DC 4 wire 10-30V Changeover NPN (N.O. & N.C.)	-		-	
DC 2 wire 10-60V N.O.	-		-	
DC 2 wire 10-60V N.C.	-		-	
DC 3 wire 10-55v NPN N.O.	-		-	
DC 3 wire 10-55v NPN N.C.	-		-	
DC 3 wire 10-55v PNP N.O.	-		-	
DC 3 wire 10-55v PNP N.C.	-		-	
DC 3 wire 5-36V PNP N.C.	-		-	
DC 3 wire 5-36V PNP N.O.	-		-	
DC 3 wire 5-36V NPN N.C.	-		-	
DC 3 wire 5-36V NPN N.O.	-		-	
DC 4 wire 5-36V Changeover PNP (N.O & N.C.)	-		-	
DC 4 wire 5-36V Changeover NPN (N.O & N.C.)	-		-	
Wiring diagram number				
Dimensions (unit: mm)	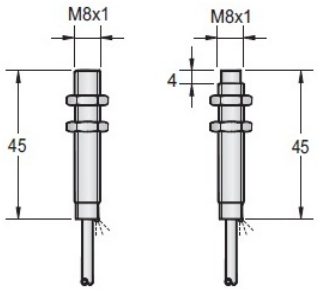		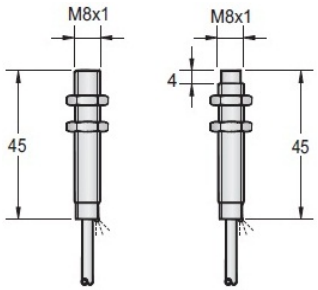	
Cable 2M (PVC)	3φ3x0.15		3φ3x0.15	
Weight	approx.40 g		approx.40 g	

Subject to modifications without notice

Tel: +86-755-2646 7962 Fax: +86-755-2646 7925 MSN: dfan852@hotmail.com
Web: www.mountiger.com E-mail: sales@mountiger.com QQ: 873764592

Mountiger Sensing the future

DC CAPACITIVE PROXIMITY SWITCH(M8)

Diameter	M8		M8	
Shielded/non-Shielded	Shielded/ Non-Shiedled		Shielded/ Non-Shiedled	
Switching Distance Sn mm	1mm / 2mm		2mm / 4mm	
Housing Material	nickel palated brass		nickel palated brass	
With LED/Without LED	With LED		With LED	
Picture				
Operating Voltage	10-30VDC		10-30VDC	
Ripple	<10%		<10%	
No Load Current	<10MA		<10MA	
Max. Load Current	200mA		200mA	
Leakge Current	<0.01mA		<0.01mA	
Voltage Drop	< 2VDC		< 2VDC	
Switching Frequency	100HZ		50HZ	
Switching Hysteresis	<15%(sr)		<15%(sr)	
Repeat Accuracy	<5%(sr)		<5%(sr)	
Protection Category	IP67		IP67	
Operating Temperature	-25 ℃ - +70 ℃		-25 ℃ - +70 ℃	
Temperature Drift	<10%(sr)		<10%(sr)	
Short Circuit Protection	YES		YES	
Overload Trip Point	220mA		220mA	
Material Active Face	POM		POM	
DC 3 wire 10-30V NPN N.O.	C1B1-M0801N-OPA3 ¦ C1B2-M0802N-OPA3	25	C1B1-M0802N-OPA3 ¦ C1B2-M0804N-OPA3	25
DC 3 wire 10-30V NPN N.C.	C1B1-M0801N-CPA3 ¦ C1B2-M0802N-CPA3	25	C1B1-M0802N-CPA3 ¦ C1B2-M0804N-CPA3	25
DC 3 wire 10-30V PNP N.O.	C1B1-M0801P-OPA3 ¦ C1B2-M0802P-OPA3	26	C1B1-M0802P-OPA3 ¦ C1B2-M0804P-OPA3	26
DC 3 wire 10-30V PNP N.C.	C1B1-M0801P-CPA3 ¦ C1B2-M0802P-CPA3	26	C1B1-M0802P-CPA3 ¦ C1B2-M0804P-CPA3	26
DC 4 wire 10-30V Changeover PNP (N.O. & N.C.)	-		-	
DC 4 wire 10-30V Changeover NPN (N.O. & N.C.)	-		-	
DC 2 wire 10-60V N.O.	-		-	
DC 2 wire 10-60V N.C.	-		-	
DC 3 wire 10-55v NPN N.O.	-		-	
DC 3 wire 10-55v NPN N.C.	-		-	
DC 3 wire 10-55v PNP N.O.	-		-	
DC 3 wire 10-55v PNP N.C.	-		-	
DC 3 wire 5-36V PNP N.C.	-		-	
DC 3 wire 5-36V PNP N.O.	-		-	
DC 3 wire 5-36V NPN N.C.	-		-	
DC 3 wire 5-36V NPN N.O.	-		-	
DC 4 wire 5-36V Changeover PNP (N.O & N.C.)	-		-	
DC 4 wire 5-36V Changeover NPN (N.O & N.C.)	-		-	
Wiring diagram number				
Dimensions (unit: mm)	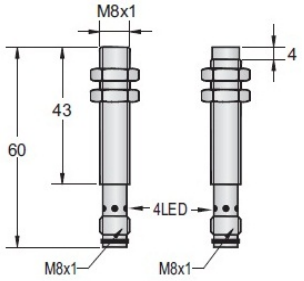		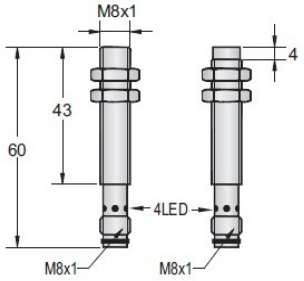	
Cable 2M (PVC)	M8 connector		M8 connector	
Weight	approx.17 g /approx.16 g		approx.17 g /approx.16 g	

Subject to modifications without notice

Tel: +86-755-2646 7962 Fax: +86-755-2646 7925 MSN: dfan852@hotmail.com
Web: www.mountiger.com E-mail: sales@mountiger.com QQ: 873764592

Mountiger Sensing the future

DC CAPACITIVE PROXIMITY SWITCH(M8)

Diameter	M8		M8	
Shielded/non-Shielded	Shielded/ Non-Shiedled		Shielded/ Non-Shiedled	
Switching Distance Sn mm	1mm / 2mm		2mm / 4mm	
Housing Material	nickel palated brass		nickel palated brass	
With LED/Without LED	With LED		With LED	
Picture				
Operating Voltage	10-30VDC		10-30VDC	
Ripple	<10%		<10%	
No Load Current	<10MA		<10MA	
Max. Load Current	200mA		200mA	
Leakge Current	<0.01mA		<0.01mA	
Voltage Drop	< 2VDC		< 2VDC	
Switching Frequency	100HZ		50HZ	
Switching Hysteresis	<15%(sr)		<15%(sr)	
Repeat Accuracy	<5%(sr)		<5%(sr)	
Protection Category	IP67		IP67	
Operating Temperature	-25 ℃ - +70 ℃		-25 ℃ - +70 ℃	
Temperature Drift	<10%(sr)		<10%(sr)	
Short Circuit Protection	YES		YES	
Overload Trip Point	220mA		220mA	
Material Active Face	POM		POM	
DC 3 wire 10-30V NPN N.O.	C1B1-M0801N-OEA4 ┆ C1B2-M0802N-OEA4	31	C1B1-M0802N-OEA4 ┆ C1B2-M0804N-OEA4	31
DC 3 wire 10-30V NPN N.C.	C1B1-M0801N-CEA4 ┆ C1B2-M0802N-CEA4	32	C1B1-M0802N-CEA4 ┆ C1B2-M0804N-CEA4	32
DC 3 wire 10-30V PNP N.O.	C1B1-M0801P-OEA4 ┆ C1B2-M0802P-OEA4	33	C1B1-M0802P-OEA4 ┆ C1B2-M0804P-OEA4	33
DC 3 wire 10-30V PNP N.C.	C1B1-M0801P-CEA4 ┆ C1B2-M0802P-CEA4	34	C1B1-M0802P-CEA4 ┆ C1B2-M0804P-CEA4	34
DC 4 wire 10-30V Changeover PNP (N.O. & N.C.)	-		-	
DC 4 wire 10-30V Changeover NPN (N.O. & N.C.)	-		-	
DC 2 wire 10-60V N.O.	-		-	
DC 2 wire 10-60V N.C.	-		-	
DC 3 wire 10-55v NPN N.O.	-		-	
DC 3 wire 10-55v NPN N.C.	-		-	
DC 3 wire 10-55v PNP N.O.	-		-	
DC 3 wire 10-55v PNP N.C.	-		-	
DC 3 wire 5-36V PNP N.C.	-		-	
DC 3 wire 5-36V PNP N.O.	-		-	
DC 3 wire 5-36V NPN N.C.	-		-	
DC 3 wire 5-36V NPN N.O.	-		-	
DC 4 wire 5-36V Changeover PNP (N.O & N.C.)	-		-	
DC 4 wire 5-36V Changeover NPN (N.O & N.C.)	-		-	
Wiring diagram number				
Dimensions (unit: mm)	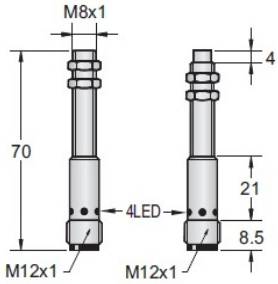		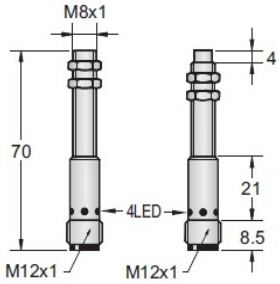	
Cable 2M (PVC)	M12 connector		M12 connector	
Weight	approx.22 g /approx.21 g		approx.22 g /approx.21 g	

Subject to modifications without notice

Tel: +86-755-2646 7962 Fax: +86-755-2646 7925 MSN: dfan852@hotmail.com
Web: www.mountiger.com E-mail: sales@mountiger.com QQ: 873764592

Mountiger Sensing the future

DC CAPACITIVE PROXIMITY SWITCH(M12)

Diameter	M12		M12	
Shielded/non-Shielded	Shielded/ Non-Shiedled		Shielded/ Non-Shiedled	
Switching Distance Sn mm	1-3mm adjustable / 1-6mm adjustable		1-3mm adjustable / 1-6mm adjustable	
Housing Material	nickel palated brass		PBT RESIN	
With LED/Without LED	With LED		With LED	
Picture				
Operating Voltage	10-30VDC		10-30VDC	
Ripple	<10%		<10%	
No Load Current	<10MA		<10MA	
Max. Load Current	200mA		200mA	
Leakge Current	<0.01mA		<0.01mA	
Voltage Drop	< 2VDC		< 2VDC	
Switching Frequency	100HZ		100HZ	
Switching Hysteresis	<15%(sr)		<15%(sr)	
Repeat Accuracy	<5%(sr)		<5%(sr)	
Protection Category	IP67		IP67	
Operating Temperature	-25 ℃ - +70 ℃		-25 ℃ - +70 ℃	
Temperature Drift	<10%(sr)		<10%(sr)	
Short Circuit Protection	YES		YES	
Overload Trip Point	220mA		220mA	
Material Active Face	POM		PBT	
DC 3 wire 10-30V NPN N.O.	C1B1-M1203N-O3A2 ┆ C1B2-M1206N-O3A2	1	C1P1-M1203N-O3A2 ┆ C1P2-M1206N-O3A2	1
DC 3 wire 10-30V NPN N.C.	C1B1-M1203N-C3A2 ┆ C1B2-M1206N-C3A2	2	C1P1-M1203N-C3A2 ┆ C1P2-M1206N-C3A2	2
DC 3 wire 10-30V PNP N.O.	C1B1-M1203P-O3A2 ┆ C1B2-M1206P-O3A2	3	C1P1-M1203P-O3A2 ┆ C1P2-M1206P-O3A2	3
DC 3 wire 10-30V PNP N.C.	C1B1-M1203P-C3A2 ┆ C1B2-M1206P-C3A2	4	C1P1-M1203P-C3A2 ┆ C1P2-M1206P-C3A2	4
DC 4 wire 10-30V Changeover PNP (N.O. & N.C.)	-		-	
DC 4 wire 10-30V Changeover NPN (N.O. & N.C.)	-		-	
DC 2 wire 10-60V N.O.	-		-	
DC 2 wire 10-60V N.C.	-		-	
DC 3 wire 10-55v NPN N.O.	-		-	
DC 3 wire 10-55v NPN N.C.	-		-	
DC 3 wire 10-55v PNP N.O.	-		-	
DC 3 wire 10-55v PNP N.C.	-		-	
DC 3 wire 5-36V PNP N.C.	-		-	
DC 3 wire 5-36V PNP N.O.	-		-	
DC 3 wire 5-36V NPN N.C.	-		-	
DC 3 wire 5-36V NPN N.O.	-		-	
DC 4 wire 5-36V Changeover PNP (N.O & N.C.)	-		-	
DC 4 wire 5-36V Changeover NPN (N.O & N.C.)	-		-	
Wiring diagram number				
Dimensions (unit: mm)	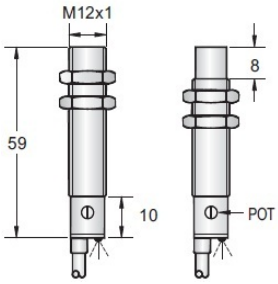		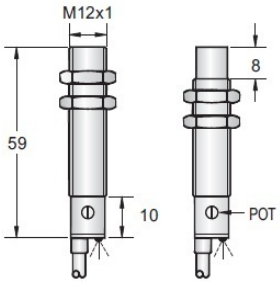	
Cable 2M (PVC)	4φ3x0.15		4φ3x0.15	
Weight	approx.60 g		approx.60 g	

Subject to modifications without notice

Tel: +86-755-2646 7962 Fax: +86-755-2646 7925 MSN: dfan852@hotmail.com
Web: www.mountiger.com E-mail: sales@mountiger.com QQ: 873764592

Mountiger Sensing the future

DC CAPACITIVE PROXIMITY SWITCH(M12)

Diameter	M12		M12	
Shielded/non-Shielded	Shielded/ Non-Shiedled		Shielded/ Non-Shiedled	
Switching Distance Sn mm	1-3mm adjustable / 1-6mm adjustable		1-3mm adjustable / 1-6mm adjustable	
Housing Material	nickel palated brass		PBT RESIN	
With LED/Without LED	With LED		With LED	
Picture				
Operating Voltage	10-30VDC		10-30VDC	
Ripple	<10%		<10%	
No Load Current	<10MA		<10MA	
Max. Load Current	200mA		200mA	
Leakge Current	<0.01mA		<0.01mA	
Voltage Drop	< 2VDC		< 2VDC	
Switching Frequency	100HZ		100HZ	
Switching Hysteresis	<15%(sr)		<15%(sr)	
Repeat Accuracy	<5%(sr)		<5%(sr)	
Protection Category	IP67		IP67	
Operating Temperature	-25 ℃ - +70 ℃		-25 ℃ - +70 ℃	
Temperature Drift	<10%(sr)		<10%(sr)	
Short Circuit Protection	YES		YES	
Overload Trip Point	220mA		220mA	
Material Active Face	POM		PBT	
DC 3 wire 10-30V NPN N.O.	C1B1-M1203N-OEA4 ¦ B1-M2-M1206N-OEA4	31	C1P1-M1203N-OEA4 ¦ C1P2-M1206N-OEA4	31
DC 3 wire 10-30V NPN N.C.	C1B1-M1203N-CEA4 ¦ B1-M2-M1206N-CEA4	32	C1P1-M1203N-CEA4 ¦ C1P2-M1206N-CEA4	32
DC 3 wire 10-30V PNP N.O.	C1B1-M1203P-OEA4 ¦ B1-M2-M1206P-OEA4	33	C1P1-M1203P-OEA4 ¦ C1P2-M1206P-OEA4	33
DC 3 wire 10-30V PNP N.C.	C1B1-M1203P-CEA4 ¦ B1-M2-M1206P-CEA4	34	C1P1-M1203P-CEA4 ¦ C1P2-M1206P-CEA4	34
DC 4 wire 10-30V Changeover PNP (N.O. & N.C.)	-		-	
DC 4 wire 10-30V Changeover NPN (N.O. & N.C.)	-		-	
DC 2 wire 10-60V N.O.	-		-	
DC 2 wire 10-60V N.C.	-		-	
DC 3 wire 10-55v NPN N.O.	-		-	
DC 3 wire 10-55v NPN N.C.	-		-	
DC 3 wire 10-55v PNP N.O.	-		-	
DC 3 wire 10-55v PNP N.C.	-		-	
DC 3 wire 5-36V PNP N.C.	-		-	
DC 3 wire 5-36V PNP N.O.	-		-	
DC 3 wire 5-36V NPN N.C.	-		-	
DC 3 wire 5-36V NPN N.O.	-		-	
DC 4 wire 5-36V Changeover PNP (N.O & N.C.)	-		-	
DC 4 wire 5-36V Changeover NPN (N.O & N.C.)	-		-	
Wiring diagram number				
Dimensions (unit: mm)	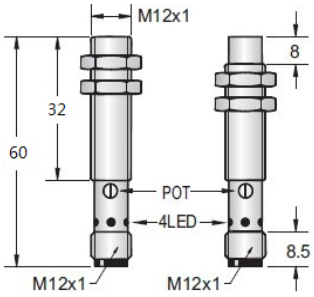		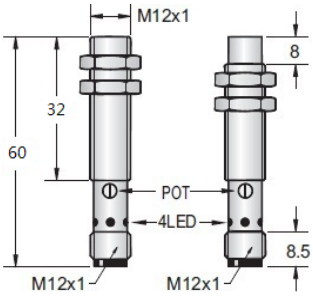	
Cable 2M (PVC)	-		-	
Weight	approx. 31g / approx. 30g		approx.14g	

Subject to modifications without notice

Tel: +86-755-2646 7962 Fax: +86-755-2646 7925 MSN: dfan852@hotmail.com
Web: www.mountiger.com E-mail: sales@mountiger.com QQ: 873764592

Mountiger Sensing the future

DC CAPACITIVE PROXIMITY SWITCH(M12)

Diameter	M12		M12	
Shielded/non-Shielded	Shielded/ Non-Shiedled		Shielded/ Non-Shiedled	
Switching Distance Sn mm	1-6mm adjustable / 1-8mm adjustable		1-6mm adjustable / 1-8mm adjustable	
Housing Material	nickel palated brass		PBT RESIN	
With LED/Without LED	With LED		With LED	
Picture				
Operating Voltage	10-30VDC		10-30VDC	
Ripple	<10%		<10%	
No Load Current	<10MA		<10MA	
Max. Load Current	200mA		200mA	
Leakge Current	<0.01mA		<0.01mA	
Voltage Drop	< 2VDC		< 2VDC	
Switching Frequency	50HZ		50HZ	
Switching Hysteresis	<15%(sr)		<15%(sr)	
Repeat Accuracy	<5%(sr)		<5%(sr)	
Protection Category	IP67		IP67	
Operating Temperature	-25 ℃ - +70 ℃		-25 ℃ - +70 ℃	
Temperature Drift	<10%(sr)		<10%(sr)	
Short Circuit Protection	YES		YES	
Overload Trip Point	220mA		220mA	
Material Active Face	POM		PBT	
DC 3 wire 10-30V NPN N.O.	C1B1-M1206N-O3A2 ┆ C1B2-M1208N-O3A2	1	C1P1-M1206N-O3A2 ┆ C1P2-M1208N-O3A2	1
DC 3 wire 10-30V NPN N.C.	C1B1-M1206N-C3A2 ┆ C1B2-M1208N-C3A2	2	C1P1-M1206N-C3A2 ┆ C1P2-M1208N-C3A2	2
DC 3 wire 10-30V PNP N.O.	C1B1-M1206P-O3A2 ┆ C1B2-M1208P-O3A2	3	C1P1-M1206P-O3A2 ┆ C1P2-M1208P-O3A2	3
DC 3 wire 10-30V PNP N.C.	C1B1-M1206P-C3A2 ┆ C1B2-M1208P-C3A2	4	C1P1-M1206P-C3A2 ┆ C1P2-M1208P-C3A2	4
DC 4 wire 10-30V Changeover PNP (N.O. & N.C.)	-		-	
DC 4 wire 10-30V Changeover NPN (N.O. & N.C.)	-		-	
DC 2 wire 10-60V N.O.	-		-	
DC 2 wire 10-60V N.C.	-		-	
DC 3 wire 10-55v NPN N.O.	-		-	
DC 3 wire 10-55v NPN N.C.	-		-	
DC 3 wire 10-55v PNP N.O.	-		-	
DC 3 wire 10-55v PNP N.C.	-		-	
DC 3 wire 5-36V PNP N.C.	-		-	
DC 3 wire 5-36V PNP N.O.	-		-	
DC 3 wire 5-36V NPN N.C.	-		-	
DC 3 wire 5-36V NPN N.O.	-		-	
DC 4 wire 5-36V Changeover PNP (N.O & N.C.)	-		-	
DC 4 wire 5-36V Changeover NPN (N.O & N.C.)	-		-	
Wiring diagram number				
Dimensions (unit: mm)	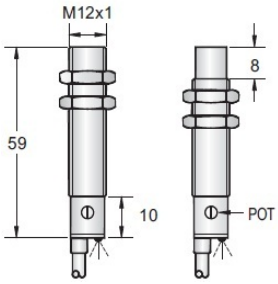		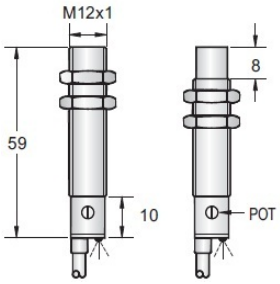	
Cable 2M (PVC)	4φ3x0.15		4φ3x0.15	
Weight	approx.60 g		approx.60 g	

Subject to modifications without notice

Tel: +86-755-2646 7962 Fax: +86-755-2646 7925 MSN: dfan852@hotmail.com
Web: www.mountiger.com E-mail: sales@mountiger.com QQ: 873764592

Mountiger Sensing the future

DC CAPACITIVE PROXIMITY SWITCH(M12)

Diameter	M12		M12	
Shielded/non-Shielded	Shielded/ Non-Shiedled		Shielded/ Non-Shiedled	
Switching Distance Sn mm	1-6mm adjustable / 1-8mm adjustable		1-6mm adjustable / 1-8mm adjustable	
Housing Material	nickel palated brass		PBT RESIN	
With LED/Without LED	With LED		With LED	
Picture				
Operating Voltage	10-30VDC		10-30VDC	
Ripple	<10%		<10%	
No Load Current	<10MA		<10MA	
Max. Load Current	200mA		200mA	
Leakge Current	<0.01mA		<0.01mA	
Voltage Drop	< 2VDC		< 2VDC	
Switching Frequency	50HZ		50HZ	
Switching Hysteresis	<15%(sr)		<15%(sr)	
Repeat Accuracy	<5%(sr)		<5%(sr)	
Protection Category	IP67		IP67	
Operating Temperature	-25 ℃ - +70 ℃		-25 ℃ - +70 ℃	
Temperature Drift	<10%(sr)		<10%(sr)	
Short Circuit Protection	YES		YES	
Overload Trip Point	220mA		220mA	
Material Active Face	POM		PBT	
DC 3 wire 10-30V NPN N.O.	C1B1-M1206N-OEA4 ¦ B1-M2-M1208N-OEA4	31	C1P1-M1206N-OEA4 ¦ C1P2-M1208N-OEA4	31
DC 3 wire 10-30V NPN N.C.	C1B1-M1206N-CEA4 ¦ B1-M2-M1208N-CEA4	32	C1P1-M1206N-CEA4 ¦ C1P2-M1208N-CEA4	32
DC 3 wire 10-30V PNP N.O.	C1B1-M1206P-OEA4 ¦ B1-M2-M1208P-OEA4	33	C1P1-M1206P-OEA4 ¦ C1P2-M1208P-OEA4	33
DC 3 wire 10-30V PNP N.C.	C1B1-M1206P-CEA4 ¦ B1-M2-M1208P-CEA4	34	C1P1-M1206P-CEA4 ¦ C1P2-M1208P-CEA4	34
DC 4 wire 10-30V Changeover PNP (N.O. & N.C.)	-		-	
DC 4 wire 10-30V Changeover NPN (N.O. & N.C.)	-		-	
DC 2 wire 10-60V N.O.	-		-	
DC 2 wire 10-60V N.C.	-		-	
DC 3 wire 10-55v NPN N.O.	-		-	
DC 3 wire 10-55v NPN N.C.	-		-	
DC 3 wire 10-55v PNP N.O.	-		-	
DC 3 wire 10-55v PNP N.C.	-		-	
DC 3 wire 5-36V PNP N.C.	-		-	
DC 3 wire 5-36V PNP N.O.	-		-	
DC 3 wire 5-36V NPN N.C.	-		-	
DC 3 wire 5-36V NPN N.O.	-		-	
DC 4 wire 5-36V Changeover PNP (N.O & N.C.)	-		-	
DC 4 wire 5-36V Changeover NPN (N.O & N.C.)	-		-	
Wiring diagram number				
Dimensions (unit: mm)	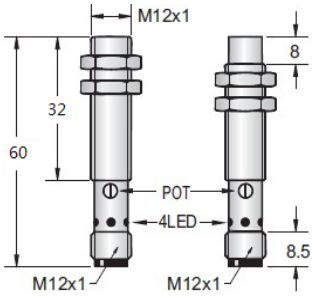		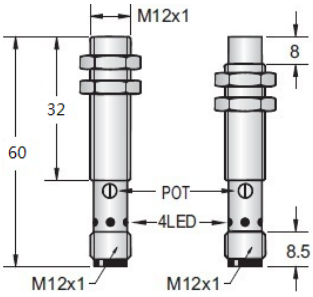	
Cable 2M (PVC)	-		-	
Weight	approx. 31g / approx. 30g		approx.14g	

Subject to modifications without notice

Tel: +86-755-2646 7962 Fax: +86-755-2646 7925 MSN: dfan852@hotmail.com
Web: www.mountiger.com E-mail: sales@mountiger.com QQ: 873764592

Mountiger Sensing the future

DC CAPACITIVE PROXIMITY SWITCH(M18)

Diameter	M18			M18		
Shielded/non-Shielded	Shielded/ Non-Shiedled			Shielded/ Non-Shiedled		
Switching Distance Sn mm	2-8mm adjustable / 2-15mm adjustable			2-8mm adjustable / 2-15mm adjustable		
Housing Material	nickel palated brass			PBT RESIN		
With LED/Without LED	With LED			With LED		
Picture						
Operating Voltage	10-30VDC			10-30VDC		
Ripple	<10%			<10%		
No Load Current	<10MA			<10MA		
Max. Load Current	200mA			200mA		
Leakge Current	<0.01mA			<0.01mA		
Voltage Drop	< 2VDC			< 2VDC		
Switching Frequency	100HZ			100HZ		
Switching Hysteresis	<15%(sr)			<15%(sr)		
Repeat Accuracy	<5%(sr)			<5%(sr)		
Protection Category	IP67			IP67		
Operating Temperature	-25 ℃ - +70 ℃			-25 ℃ - +70 ℃		
Temperature Drift	<10%(sr)			<10%(sr)		
Short Circuit Protection	YES			YES		
Overload Trip Point	350mA			350mA		
Material Active Face	PBT			PBT		
DC 3 wire 10-30V NPN N.O.	C1B1-M1808N-O3A2 ┆	C1B2-M1815N-O3A2	1	C1P1-M1808N-O3A2 ┆	C1P2-M1815N-O3A2	1
DC 3 wire 10-30V NPN N.C.	C1B1-M1808N-C3A2 ┆	C1B2-M1815N-C3A2	2	C1P1-M1808N-C3A2 ┆	C1P2-M1815N-C3A2	2
DC 3 wire 10-30V PNP N.O.	C1B1-M1808P-O3A2 ┆	C1B2-M1815P-O3A2	3	C1P1-M1808P-O3A2 ┆	C1P2-M1815P-O3A2	3
DC 3 wire 10-30V PNP N.C.	C1B1-M1808P-C3A2 ┆	C1B2-M1815P-C3A2	4	C1P1-M1808P-C3A2 ┆	C1P2-M1815P-C3A2	4
DC 4 wire 10-30V Changeover PNP (N.O. & N.C.)	C1B1-M1808P-S4A2 ┆	C1B2-M1815P-S4A2	6	C1P1-M1808P-S4A2 ┆	C1P2-M1815P-S4A2	6
DC 4 wire 10-30V Changeover NPN (N.O. & N.C.)	C1B1-M1808N-S4A2 ┆	C1B2-M1815N-S4A2	5	C1P1-M1808N-S4A2 ┆	C1P2-M1815N-S4A2	5
DC 2 wire 10-60V N.O.	-			-		
DC 2 wire 10-60V N.C.	-			-		
DC 3 wire 10-55v NPN N.O.	-			-		
DC 3 wire 10-55v NPN N.C.	-			-		
DC 3 wire 10-55v PNP N.O.	-			-		
DC 3 wire 10-55v PNP N.C.	-			-		
DC 3 wire 5-36V PNP N.C.	-			-		
DC 3 wire 5-36V PNP N.O.	-			-		
DC 3 wire 5-36V NPN N.C.	-			-		
DC 3 wire 5-36V NPN N.O.	-			-		
DC 4 wire 5-36V Changeover PNP (N.O & N.C.)	-			-		
DC 4 wire 5-36V Changeover NPN (N.O & N.C.)	-			-		
Wiring diagram number						
Dimensions (unit: mm)	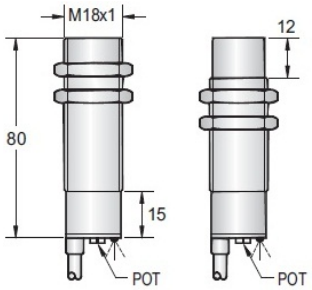			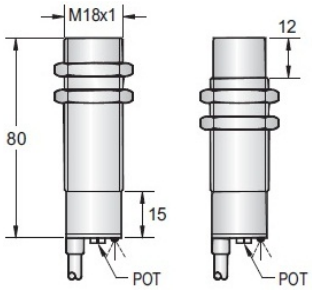		
Cable 2M (PVC)	4φ3x0.34			4φ3x0.34		
Weight	approx. 115g / approx.110g			approx. 92g / approx. 94g		

Subject to modifications without notice

Tel: +86-755-2646 7962 Fax: +86-755-2646 7925 MSN: dfan852@hotmail.com
Web: www.mountiger.com E-mail: sales@mountiger.com QQ: 873764592

Mountiger Sensing the future

DC CAPACITIVE PROXIMITY SWITCH(M18)

Diameter	M18			M18		
Shielded/non-Shielded	Shielded/ Non-Shiedled			Shielded/ Non-Shiedled		
Switching Distance Sn mm	2-8mm adjustable / 2-15mm adjustable			2-8mm adjustable / 2-15mm adjustable		
Housing Material	nickel palated brass			PBT RESIN		
With LED/Without LED	With LED			With LED		
Picture						
Operating Voltage	10-30VDC			10-30VDC		
Ripple	<10%			<10%		
No Load Current	<10MA			<10MA		
Max. Load Current	200mA			200mA		
Leakge Current	<0.01mA			<0.01mA		
Voltage Drop	< 2VDC			< 2VDC		
Switching Frequency	100HZ			100HZ		
Switching Hysteresis	<15%(sr)			<15%(sr)		
Repeat Accuracy	<5%(sr)			<5%(sr)		
Protection Category	IP67			IP67		
Operating Temperature	-25 ℃ - +70 ℃			-25 ℃ - +70 ℃		
Temperature Drift	<10%(sr)			<10%(sr)		
Short Circuit Protection	YES			YES		
Overload Trip Point	350mA			350mA		
Material Active Face	PBT			PBT		
DC 3 wire 10-30V NPN N.O.	C1B1-M1808N-OEA4	C1B2-M1815N-OEA4	31	C1P1-M1808N-OEA4	C1P2-M1815N-OEA4	31
DC 3 wire 10-30V NPN N.C.	C1B1-M1808N-CEA4	C1B2-M1815N-CEA4	32	C1P1-M1808N-CEA4	C1P2-M1815N-CEA4	32
DC 3 wire 10-30V PNP N.O.	C1B1-M1808P-OEA4	C1B2-M1815P-OEA4	33	C1P1-M1808P-OEA4	C1P2-M1815P-OEA4	33
DC 3 wire 10-30V PNP N.C.	C1B1-M1808P-CEA4	C1B2-M1815P-CEA4	34	C1P1-M1808P-CEA4	C1P2-M1815P-CEA4	34
DC 4 wire 10-30V Changeover PNP (N.O. & N.C.)	C1B1-M1808P-SEA4	C1B2-M1815P-SEA4	36	C1P1-M1808P-SEA4	C1P2-M1815P-SEA4	36
DC 4 wire 10-30V Changeover NPN (N.O. & N.C.)	C1B1-M1808N-SEA4	C1B2-M1815N-SEA4	35	C1P1-M1808N-SEA4	C1P2-M1815N-SEA4	35
DC 2 wire 10-60V N.O.	-			-		
DC 2 wire 10-60V N.C.	-			-		
DC 3 wire 10-55v NPN N.O.	-			-		
DC 3 wire 10-55v NPN N.C.	-			-		
DC 3 wire 10-55v PNP N.O.	-			-		
DC 3 wire 10-55v PNP N.C.	-			-		
DC 3 wire 5-36V PNP N.C.	-			-		
DC 3 wire 5-36V PNP N.O.	-			-		
DC 3 wire 5-36V NPN N.C.	-			-		
DC 3 wire 5-36V NPN N.O.	-			-		
DC 4 wire 5-36V Changeover PNP (N.O & N.C.)	-			-		
DC 4 wire 5-36V Changeover NPN (N.O & N.C.)	-			-		
Wiring diagram number						
Dimensions (unit: mm)	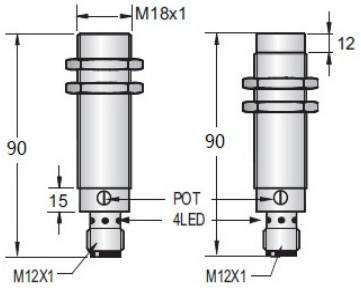			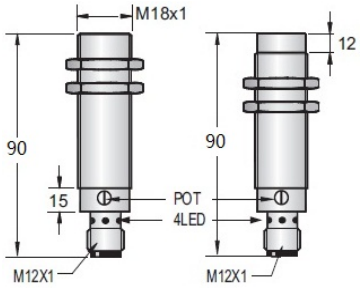		
Cable 2M (PVC)	-			-		
Weight	approx. 82g			approx. 79g		

Subject to modifications without notice

Tel: +86-755-2646 7962 Fax: +86-755-2646 7925 MSN: dfan852@hotmail.com
Web: www.mountiger.com E-mail: sales@mountiger.com QQ: 873764592

Mountiger Sensing the future

DC CAPACITIVE PROXIMITY SWITCH(M18)

Diameter	M18			M18		
Shielded/non-Shielded	Shielded/ Non-Shiedled			Shielded/ Non-Shiedled		
Switching Distance Sn mm	2-16mm adjustable / 2-25mm adjustable			2-16mm adjustable / 2-25mm adjustable		
Housing Material	nickel palated brass			PBT RESIN		
With LED/Without LED	With LED			With LED		
Picture						
Operating Voltage	10-30VDC			10-30VDC		
Ripple	<10%			<10%		
No Load Current	<10MA			<10MA		
Max. Load Current	200mA			200mA		
Leakge Current	<0.01mA			<0.01mA		
Voltage Drop	< 2VDC			< 2VDC		
Switching Frequency	50HZ			50HZ		
Switching Hysteresis	<15%(sr)			<15%(sr)		
Repeat Accuracy	<5%(sr)			<5%(sr)		
Protection Category	IP67			IP67		
Operating Temperature	-25 ℃ - +70 ℃			-25 ℃ - +70 ℃		
Temperature Drift	<10%(sr)			<10%(sr)		
Short Circuit Protection	YES			YES		
Overload Trip Point	350mA			350mA		
Material Active Face	PBT			PBT		
DC 3 wire 10-30V NPN N.O.	C1B1-M1816N-O3A2 ┆	C1B2-M1825N-O3A2	1	C1P1-M1816N-O3A2 ┆	C1P2-M1825N-O3A2	1
DC 3 wire 10-30V NPN N.C.	C1B1-M1816N-C3A2 ┆	C1B2-M1825N-C3A2	2	C1P1-M1816N-C3A2 ┆	C1P2-M1825N-C3A2	2
DC 3 wire 10-30V PNP N.O.	C1B1-M1816P-O3A2 ┆	C1B2-M1825P-O3A2	3	C1P1-M1816P-O3A2 ┆	C1P2-M1825P-O3A2	3
DC 3 wire 10-30V PNP N.C.	C1B1-M1816P-C3A2 ┆	C1B2-M1825P-C3A2	4	C1P1-M1816P-C3A2 ┆	C1P2-M1825P-C3A2	4
DC 4 wire 10-30V Changeover PNP (N.O. & N.C.)	C1B1-M1816P-S4A2 ┆	C1B2-M1825P-S4A2	6	C1P1-M1816P-S4A2 ┆	C1P2-M1825P-S4A2	6
DC 4 wire 10-30V Changeover NPN (N.O. & N.C.)	C1B1-M1816N-S4A2 ┆	C1B2-M1825N-S4A2	5	C1P1-M1816N-S4A2 ┆	C1P2-M1825N-S4A2	5
DC 2 wire 10-60V N.O.	-			-		
DC 2 wire 10-60V N.C.	-			-		
DC 3 wire 10-55v NPN N.O.	-			-		
DC 3 wire 10-55v NPN N.C.	-			-		
DC 3 wire 10-55v PNP N.O.	-			-		
DC 3 wire 10-55v PNP N.C.	-			-		
DC 3 wire 5-36V PNP N.C.	-			-		
DC 3 wire 5-36V PNP N.O.	-			-		
DC 3 wire 5-36V NPN N.C.	-			-		
DC 3 wire 5-36V NPN N.O.	-			-		
DC 4 wire 5-36V Changeover PNP (N.O & N.C.)	-			-		
DC 4 wire 5-36V Changeover NPN (N.O & N.C.)	-			-		
Wiring diagram number						
Dimensions (unit: mm)	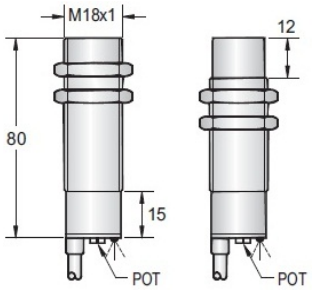			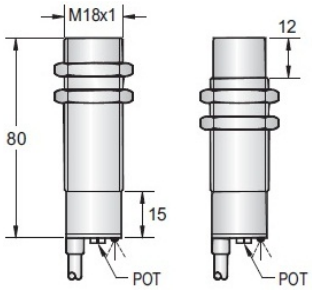		
Cable 2M (PVC)	4φ3x0.34			4φ3x0.34		
Weight	approx. 115g / approx.110g			approx. 92g / approx. 94g		

Subject to modifications without notice

Tel: +86-755-2646 7962 Fax: +86-755-2646 7925 MSN: dfan852@hotmail.com
Web: www.mountiger.com E-mail: sales@mountiger.com QQ: 873764592

Mountiger Sensing the future

DC CAPACITIVE PROXIMITY SWITCH(M18)

Diameter	M18			M18		
Shielded/non-Shielded	Shielded/ Non-Shiedled			Shielded/ Non-Shiedled		
Switching Distance Sn mm	2-16mm adjustable / 2-25mm adjustable			2-16mm adjustable / 2-25mm adjustable		
Housing Material	nickel palated brass			PBT RESIN		
With LED/Without LED	With LED			With LED		
Picture						
Operating Voltage	10-30VDC			10-30VDC		
Ripple	<10%			<10%		
No Load Current	<10MA			<10MA		
Max. Load Current	200mA			200mA		
Leakge Current	<0.01mA			<0.01mA		
Voltage Drop	< 2VDC			< 2VDC		
Switching Frequency	50HZ			50HZ		
Switching Hysteresis	<15%(sr)			<15%(sr)		
Repeat Accuracy	<5%(sr)			<5%(sr)		
Protection Category	IP67			IP67		
Operating Temperature	-25 ℃ - +70 ℃			-25 ℃ - +70 ℃		
Temperature Drift	<10%(sr)			<10%(sr)		
Short Circuit Protection	YES			YES		
Overload Trip Point	350mA			350mA		
Material Active Face	PBT			PBT		
DC 3 wire 10-30V NPN N.O.	C1B1-M1816N-OEA4	C1B2-M1825N-OEA4	31	C1P1-M1816N-OEA4	C1P2-M1825N-OEA4	31
DC 3 wire 10-30V NPN N.C.	C1B1-M1816N-CEA4	C1B2-M1825N-CEA4	32	C1P1-M1816N-CEA4	C1P2-M1825N-CEA4	32
DC 3 wire 10-30V PNP N.O.	C1B1-M1816P-OEA4	C1B2-M1825P-OEA4	33	C1P1-M1816P-OEA4	C1P2-M1825P-OEA4	33
DC 3 wire 10-30V PNP N.C.	C1B1-M1816P-CEA4	C1B2-M1825P-CEA4	34	C1P1-M1816P-CEA4	C1P2-M1825P-CEA4	34
DC 4 wire 10-30V Changeover PNP (N.O. & N.C.)	C1B1-M1816P-SEA4	C1B2-M1825P-SEA4	36	C1P1-M1816P-SEA4	C1P2-M1825P-SEA4	36
DC 4 wire 10-30V Changeover NPN (N.O. & N.C.)	C1B1-M1816N-SEA4	C1B2-M1825N-SEA4	35	C1P1-M1816N-SEA4	C1P2-M1825N-SEA4	35
DC 2 wire 10-60V N.O.	-			-		
DC 2 wire 10-60V N.C.	-			-		
DC 3 wire 10-55v NPN N.O.	-			-		
DC 3 wire 10-55v NPN N.C.	-			-		
DC 3 wire 10-55v PNP N.O.	-			-		
DC 3 wire 10-55v PNP N.C.	-			-		
DC 3 wire 5-36V PNP N.C.	-			-		
DC 3 wire 5-36V PNP N.O.	-			-		
DC 3 wire 5-36V NPN N.C.	-			-		
DC 3 wire 5-36V NPN N.O.	-			-		
DC 4 wire 5-36V Changeover PNP (N.O & N.C.)	-			-		
DC 4 wire 5-36V Changeover NPN (N.O & N.C.)	-			-		
Wiring diagram number						
Dimensions (unit: mm)	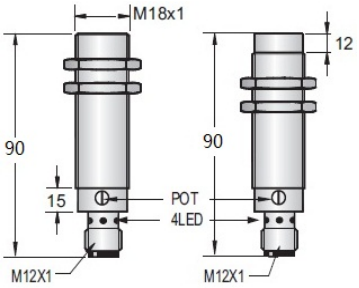			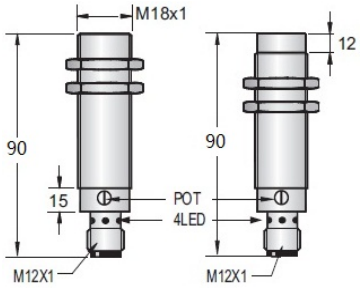		
Cable 2M (PVC)	-			-		
Weight	approx. 82g			approx. 79g		

Subject to modifications without notice

Tel: +86-755-2646 7962 Fax: +86-755-2646 7925 MSN: dfan852@hotmail.com
Web: www.mountiger.com E-mail: sales@mountiger.com QQ: 873764592

Mountiger Sensing the future

DC CAPACITIVE PROXIMITY SWITCH(M30)

Diameter	M30			M30		
Shielded/non-Shielded	Shielded/ Non-Shiedled			Shielded/ Non-Shiedled		
Switching Distance Sn mm	2-20mm adjustable / 2-30mm adjustable			2-20mm adjustable / 2-30mm adjustable		
Housing Material	nickel palated brass			PBT RESIN		
With LED/Without LED	With LED			With LED		
Picture						
Operating Voltage	10-30VDC			10-30VDC		
Ripple	<10%			<10%		
No Load Current	<10MA			<10MA		
Max. Load Current	300mA			300mA		
Leakge Current	<0.01mA			<0.01mA		
Voltage Drop	< 2VDC			< 2VDC		
Switching Frequency	50HZ			50HZ		
Switching Hysteresis	<15%(sr)			<15%(sr)		
Repeat Accuracy	<5%(sr)			<5%(sr)		
Protection Category	IP67			IP67		
Operating Temperature	-25 ℃ - +70 ℃			-25 ℃ - +70 ℃		
Temperature Drift	<10%(sr)			<10%(sr)		
Short Circuit Protection	YES			YES		
Overload Trip Point	350mA			350mA		
Material Active Face	PBT			PBT		
DC 3 wire 10-30V NPN N.O.	C1B1-M3020N-O3A2	C1B2-M3030N-O3A2	1	C1P1-M3020N-O3A2	C1P2-M3030N-O3A2	1
DC 3 wire 10-30V NPN N.C.	C1B1-M3020N-C3A2	C1B2-M3030N-C3A2	2	C1P1-M3020N-C3A2	C1P2-M3030N-C3A2	2
DC 3 wire 10-30V PNP N.O.	C1B1-M3020P-O3A2	C1B2-M3030P-O3A2	3	C1P1-M3020P-O3A2	C1P2-M3030P-O3A2	3
DC 3 wire 10-30V PNP N.C.	C1B1-M3020P-C3A2	C1B2-M3030P-C3A2	4	C1P1-M3020P-C3A2	C1P2-M3030P-C3A2	4
DC 4 wire 10-30V Changeover PNP (N.O. & N.C.)	C1B1-M3020P-S4A2	C1B2-M3030P-S4A2	6	C1P1-M3020P-S4A2	C1P2-M3030P-S4A2	6
DC 4 wire 10-30V Changeover NPN (N.O. & N.C.)	C1B1-M3020N-S4A2	C1B2-M3030N-S4A2	5	C1P1-M3020N-S4A2	C1P2-M3030N-S4A2	5
DC 2 wire 10-60V N.O.	-			-		
DC 2 wire 10-60V N.C.	-			-		
DC 3 wire 10-55v NPN N.O.	-			-		
DC 3 wire 10-55v NPN N.C.	-			-		
DC 3 wire 10-55v PNP N.O.	-			-		
DC 3 wire 10-55v PNP N.C.	-			-		
DC 3 wire 5-36V PNP N.C.	-			-		
DC 3 wire 5-36V PNP N.O.	-			-		
DC 3 wire 5-36V NPN N.C.	-			-		
DC 3 wire 5-36V NPN N.O.	-			-		
DC 4 wire 5-36V Changeover PNP (N.O & N.C.)	-			-		
DC 4 wire 5-36V Changeover NPN (N.O & N.C.)	-			-		
Wiring diagram number						
Dimensions (unit: mm)	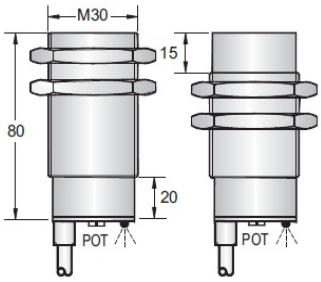			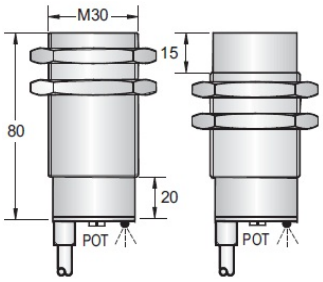		
Cable 2M (PVC)	5.8φ3x0.5(5.8φ4x0.5)			5.8φ3x0.5(5.8φ4x0.5)		
Weight	approx. 231g / approx.219g			approx. 197g / approx.195g		

Subject to modifications without notice

Tel: +86-755-2646 7962 Fax: +86-755-2646 7925 MSN: dfan852@hotmail.com
Web: www.mountiger.com E-mail: sales@mountiger.com QQ: 873764592

Mountiger Sensing the future

DC CAPACITIVE PROXIMITY SWITCH(M30)

Diameter	M30			M30		
Shielded/non-Shielded	Shielded/ Non-Shiedled			Shielded/ Non-Shiedled		
Switching Distance Sn mm	2-20mm adjustable / 2-30mm adjustable			2-20mm adjustable / 2-30mm adjustable		
Housing Material	nickel palated brass			PBT RESIN		
With LED/Without LED	With LED			With LED		
Picture						
Operating Voltage	10-30VDC			10-30VDC		
Ripple	<10%			<10%		
No Load Current	<10MA			<10MA		
Max. Load Current	300mA			300mA		
Leakge Current	<0.01mA			<0.01mA		
Voltage Drop	< 2VDC			< 2VDC		
Switching Frequency	50HZ			50HZ		
Switching Hysteresis	<15%(sr)			<15%(sr)		
Repeat Accuracy	<5%(sr)			<5%(sr)		
Protection Category	IP67			IP67		
Operating Temperature	-25 ℃ - +70 ℃			-25 ℃ - +70 ℃		
Temperature Drift	<10%(sr)			<10%(sr)		
Short Circuit Protection	YES			YES		
Overload Trip Point	350mA			350mA		
Material Active Face	PBT			PBT		
DC 3 wire 10-30V NPN N.O.	C1B1-M3020N-OEA4 ┆ C1B2-M3030N-OEA4		31	C1P1-M3020N-OEA4 ┆ C1P2-M3030N-OEA4		31
DC 3 wire 10-30V NPN N.C.	C1B1-M3020N-CEA4 ┆ C1B2-M3030N-CEA4		32	C1P1-M3020N-CEA4 ┆ C1P2-M3030N-CEA4		32
DC 3 wire 10-30V PNP N.O.	C1B1-M3020P-OEA4 ┆ C1B2-M3030P-OEA4		33	C1P1-M3020P-OEA4 ┆ C1P2-M3030P-OEA4		33
DC 3 wire 10-30V PNP N.C.	C1B1-M3020P-CEA4 ┆ C1B2-M3030P-CEA4		34	C1P1-M3020P-CEA4 ┆ C1P2-M3030P-CEA4		34
DC 4 wire 10-30V Changeover PNP (N.O. & N.C.)	C1B1-M3020P-SEA4 ┆ C1B2-M3030P-SEA4		36	C1P1-M3020P-SEA4 ┆ C1P2-M3030P-SEA4		36
DC 4 wire 10-30V Changeover NPN (N.O. & N.C.)	C1B1-M3020N-SEA4 ┆ C1B2-M3030N-SEA4		35	C1P1-M3020N-SEA4 ┆ C1P2-M3030N-SEA4		35
DC 2 wire 10-60V N.O.	-			-		
DC 2 wire 10-60V N.C.	-			-		
DC 3 wire 10-55v NPN N.O.	-			-		
DC 3 wire 10-55v NPN N.C.	-			-		
DC 3 wire 10-55v PNP N.O.	-			-		
DC 3 wire 10-55v PNP N.C.	-			-		
DC 3 wire 5-36V PNP N.C.	-			-		
DC 3 wire 5-36V PNP N.O.	-			-		
DC 3 wire 5-36V NPN N.C.	-			-		
DC 3 wire 5-36V NPN N.O.	-			-		
DC 4 wire 5-36V Changeover PNP (N.O & N.C.)	-			-		
DC 4 wire 5-36V Changeover NPN (N.O & N.C.)	-			-		
Wiring diagram number						
Dimensions (unit: mm)	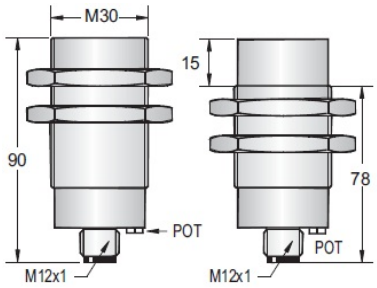			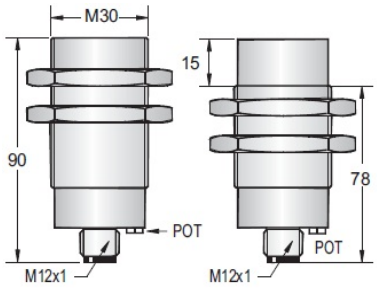		
Cable 2M (PVC)	-			-		
Weight	approx. 147g / approx.137g			approx. 103g / approx.120g		

Subject to modifications without notice

Tel: +86-755-2646 7962 Fax: +86-755-2646 7925 MSN: dfan852@hotmail.com
Web: www.mountiger.com E-mail: sales@mountiger.com QQ: 873764592

Mountiger Sensing the future

DC CAPACITIVE PROXIMITY SWITCH(M30)

Diameter	M30			M30		
Shielded/non-Shielded	Shielded/ Non-Shiedled			Shielded/ Non-Shiedled		
Switching Distance Sn mm	2-25mm adjustable / 2-35mm adjustable			2-25mm adjustable / 2-35mm adjustable		
Housing Material	nickel palated brass			PBT RESIN		
With LED/Without LED	With LED			With LED		
Picture						
Operating Voltage	10-30VDC			10-30VDC		
Ripple	<10%			<10%		
No Load Current	<10MA			<10MA		
Max. Load Current	300mA			300mA		
Leakge Current	<0.01mA			<0.01mA		
Voltage Drop	< 2VDC			< 2VDC		
Switching Frequency	20HZ			20HZ		
Switching Hysteresis	<15%(sr)			<15%(sr)		
Repeat Accuracy	<5%(sr)			<5%(sr)		
Protection Category	IP67			IP67		
Operating Temperature	-25 ℃ - +70 ℃			-25 ℃ - +70 ℃		
Temperature Drift	<10%(sr)			<10%(sr)		
Short Circuit Protection	YES			YES		
Overload Trip Point	350mA			350mA		
Material Active Face	PBT			PBT		
DC 3 wire 10-30V NPN N.O.	C1B1-M3025N-O3A2 ┆	C1B2-M3035N-O3A2	1	C1P1-M3025N-O3A2 ┆	C1P2-M3035N-O3A2	1
DC 3 wire 10-30V NPN N.C.	C1B1-M3025N-C3A2 ┆	C1B2-M3035N-C3A2	2	C1P1-M3025N-C3A2 ┆	C1P2-M3035N-C3A2	2
DC 3 wire 10-30V PNP N.O.	C1B1-M3025P-O3A2 ┆	C1B2-M3035P-O3A2	3	C1P1-M3025P-O3A2 ┆	C1P2-M3035P-O3A2	3
DC 3 wire 10-30V PNP N.C.	C1B1-M3025P-C3A2 ┆	C1B2-M3035P-C3A2	4	C1P1-M3025P-C3A2 ┆	C1P2-M3035P-C3A2	4
DC 4 wire 10-30V Changeover PNP (N.O. & N.C.)	C1B1-M3025P-S4A2 ┆	C1B2-M3035P-S4A2	6	C1P1-M3025P-S4A2 ┆	C1P2-M3035P-S4A2	6
DC 4 wire 10-30V Changeover NPN (N.O. & N.C.)	C1B1-M3025N-S4A2 ┆	C1B2-M3035N-S4A2	5	C1P1-M3025N-S4A2 ┆	C1P2-M3035N-S4A2	5
DC 2 wire 10-60V N.O.	-			-		
DC 2 wire 10-60V N.C.	-			-		
DC 3 wire 10-55v NPN N.O.	-			-		
DC 3 wire 10-55v NPN N.C.	-			-		
DC 3 wire 10-55v PNP N.O.	-			-		
DC 3 wire 10-55v PNP N.C.	-			-		
DC 3 wire 5-36V PNP N.C.	-			-		
DC 3 wire 5-36V PNP N.O.	-			-		
DC 3 wire 5-36V NPN N.C.	-			-		
DC 3 wire 5-36V NPN N.O.	-			-		
DC 4 wire 5-36V Changeover PNP (N.O & N.C.)	-			-		
DC 4 wire 5-36V Changeover NPN (N.O & N.C.)	-			-		
Wiring diagram number						
Dimensions (unit: mm)	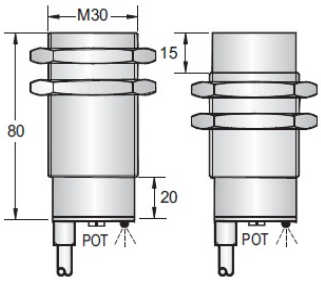			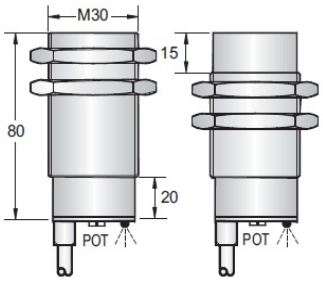		
Cable 2M (PVC)	5.8φ3x0.5(5.8φ4x0.5)			5.8φ3x0.5(5.8φ4x0.5)		
Weight	approx. 231g / approx.219g			approx. 197g / approx.195g		

Subject to modifications without notice

Tel: +86-755-2646 7962 Fax: +86-755-2646 7925 MSN: dfan852@hotmail.com
Web: www.mountiger.com E-mail: sales@mountiger.com QQ: 873764592

Mountiger Sensing the future

DC CAPACITIVE PROXIMITY SWITCH(M30)

Diameter	M30			M30		
Shielded/non-Shielded	Shielded/ Non-Shiedled			Shielded/ Non-Shiedled		
Switching Distance Sn mm	2-25mm adjustable / 2-35mm adjustable			2-25mm adjustable / 2-35mm adjustable		
Housing Material	nickel palated brass			PBT RESIN		
With LED/Without LED	With LED			With LED		
Picture						
Operating Voltage	10-30VDC			10-30VDC		
Ripple	<10%			<10%		
No Load Current	<10MA			<10MA		
Max. Load Current	300mA			300mA		
Leakge Current	<0.01mA			<0.01mA		
Voltage Drop	< 2VDC			< 2VDC		
Switching Frequency	20HZ			20HZ		
Switching Hysteresis	<15%(sr)			<15%(sr)		
Repeat Accuracy	<5%(sr)			<5%(sr)		
Protection Category	IP67			IP67		
Operating Temperature	-25 ℃ - +70 ℃			-25 ℃ - +70 ℃		
Temperature Drift	<10%(sr)			<10%(sr)		
Short Circuit Protection	YES			YES		
Overload Trip Point	350mA			350mA		
Material Active Face	PBT			PBT		
DC 3 wire 10-30V NPN N.O.	C1B1-M3025N-OEA4 ┆ C1B2-M3035N-OEA4		31	C1P1-M3025N-OEA4 ┆ C1P2-M3035N-OEA4		31
DC 3 wire 10-30V NPN N.C.	C1B1-M3025N-CEA4 ┆ C1B2-M3035N-CEA4		32	C1P1-M3025N-CEA4 ┆ C1P2-M3035N-CEA4		32
DC 3 wire 10-30V PNP N.O.	C1B1-M3025P-OEA4 ┆ C1B2-M3035P-OEA4		33	C1P1-M3025P-OEA4 ┆ C1P2-M3035P-OEA4		33
DC 3 wire 10-30V PNP N.C.	C1B1-M3025P-CEA4 ┆ C1B2-M3035P-CEA4		34	C1P1-M3025P-CEA4 ┆ C1P2-M3035P-CEA4		34
DC 4 wire 10-30V Changeover PNP (N.O. & N.C.)	C1B1-M3025P-SEA4 ┆ C1B2-M3035P-SEA4		36	C1P1-M3025P-SEA4 ┆ C1P2-M3035P-SEA4		36
DC 4 wire 10-30V Changeover NPN (N.O. & N.C.)	C1B1-M3025N-SEA4 ┆ C1B2-M3035N-SEA4		35	C1P1-M3025N-SEA4 ┆ C1P2-M3035N-SEA4		35
DC 2 wire 10-60V N.O.	-			-		
DC 2 wire 10-60V N.C.	-			-		
DC 3 wire 10-55v NPN N.O.	-			-		
DC 3 wire 10-55v NPN N.C.	-			-		
DC 3 wire 10-55v PNP N.O.	-			-		
DC 3 wire 10-55v PNP N.C.	-			-		
DC 3 wire 5-36V PNP N.C.	-			-		
DC 3 wire 5-36V PNP N.O.	-			-		
DC 3 wire 5-36V NPN N.C.	-			-		
DC 3 wire 5-36V NPN N.O.	-			-		
DC 4 wire 5-36V Changeover PNP (N.O & N.C.)	-			-		
DC 4 wire 5-36V Changeover NPN (N.O & N.C.)	-			-		
Wiring diagram number						
Dimensions (unit: mm)	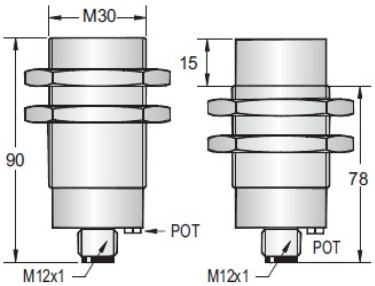			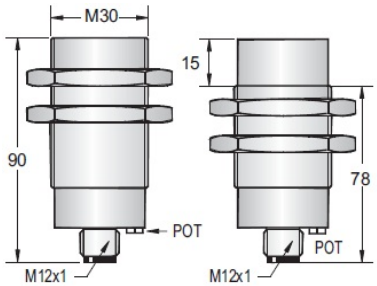		
Cable 2M (PVC)	-			-		
Weight	approx. 147g / approx.137g			approx. 103g / approx.120g		

Subject to modifications without notice

Tel: +86-755-2646 7962 Fax: +86-755-2646 7925 MSN: dfan852@hotmail.com
Web: www.mountiger.com E-mail: sales@mountiger.com QQ: 873764592

Mountiger Sensing the future

DC CAPACITIVE PROXIMITY SWITCH(φ34)

Diameter	φ34			φ34		
Shielded/non-Shielded	Shielded/ Non-Shiedled			Shielded/ Non-Shiedled		
Switching Distance Sn mm	2-25mm adjustable / 2-35mm adjustable			2-25mm adjustable / 2-35mm adjustable		
Housing Material	PBT RESIN			PBT RESIN		
With LED/Without LED	With LED			With LED		
Picture						
Operating Voltage	10-30VDC			10-30VDC		
Ripple	<10%			<10%		
No Load Current	<10MA			<10MA		
Max. Load Current	200mA			200mA		
Leakge Current	<0.01mA			<0.01mA		
Voltage Drop	< 2VDC			< 2VDC		
Switching Frequency	100HZ			100HZ		
Switching Hysteresis	<15%(sr)			<15%(sr)		
Repeat Accuracy	<5%(sr)			<5%(sr)		
Protection Category	IP67			IP67		
Operating Temperature	-25 ℃ - +70 ℃			-25 ℃ - +70 ℃		
Temperature Drift	<10%(sr)			<10%(sr)		
Short Circuit Protection	YES			YES		
Overload Trip Point	350mA			350mA		
Material Active Face	PBT			PBT		
DC 3 wire 10-30V NPN N.O.	C1P1-Φ3425N-O3A2 ┆	C1P2-Φ3435N-O3A2	1	C1P1-Φ3425N-OEA4 ┆	C1P2-Φ3435N-OEA4	31
DC 3 wire 10-30V NPN N.C.	C1P1-Φ3425N-C3A2 ┆	C1P2-Φ3435N-C3A2	2	C1P1-Φ3425N-CEA4 ┆	C1P2-Φ3435N-CEA4	32
DC 3 wire 10-30V PNP N.O.	C1P1-Φ3425P-O3A2 ┆	C1P2-Φ3435P-O3A2	3	C1P1-Φ3425P-OEA4 ┆	C1P2-Φ3435P-OEA4	33
DC 3 wire 10-30V PNP N.C.	C1P1-Φ3425P-C3A2 ┆	C1P2-Φ3435P-C3A2	4	C1P1-Φ3425P-CEA4 ┆	C1P2-Φ3435P-CEA4	34
DC 4 wire 10-30V Changeover PNP (N.O. & N.C.)	C1P1-Φ3425P-S4A2 ┆	C1P2-Φ3435P-S4A2	6	C1P1-Φ3425P-SEA4 ┆	C1P2-Φ3435P-SEA4	36
DC 4 wire 10-30V Changeover NPN (N.O. & N.C.)	C1P1-Φ3425N-S4A2 ┆	C1P2-Φ3435N-S4A2	5	C1P1-Φ3425N-SEA4 ┆	C1P2-Φ3435N-SEA4	35
DC 2 wire 10-60V N.O.	-			-		
DC 2 wire 10-60V N.C.	-			-		
DC 3 wire 10-55v NPN N.O.	-			-		
DC 3 wire 10-55v NPN N.C.	-			-		
DC 3 wire 10-55v PNP N.O.	-			-		
DC 3 wire 10-55v PNP N.C.	-			-		
DC 3 wire 5-36V PNP N.C.	-			-		
DC 3 wire 5-36V PNP N.O.	-			-		
DC 3 wire 5-36V NPN N.C.	-			-		
DC 3 wire 5-36V NPN N.O.	-			-		
DC 4 wire 5-36V Changeover PNP (N.O & N.C.)	-			-		
DC 4 wire 5-36V Changeover NPN (N.O & N.C.)	-			-		
Wiring diagram number						
Dimensions (unit: mm)	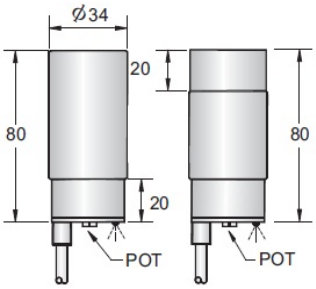			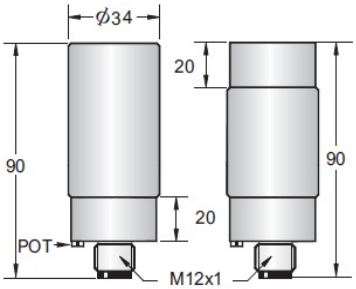		
Cable 2M (PVC)	5.8φ3x0.5(5.8φ4x0.5)			-		
Weight	approx. 248g / approx.251g			approx. 162g		

Subject to modifications without notice

Tel: +86-755-2646 7962 Fax: +86-755-2646 7925 MSN: dfan852@hotmail.com
Web: www.mountiger.com E-mail: sales@mountiger.com QQ: 873764592

Mountiger Sensing the future

DC CAPACITIVE PROXIMITY SWITCH(Q30T)

Diameter	Q30x50x7		Q30x50x7	
Shielded/non-Shielded	Shielded		Non-Shiedled	
Switching Distance Sn mm	2-6mm adjustable		2-10mm adjustable	
Housing Material	PBT RESIN		PBT RESIN	
With LED/Without LED	With LED		With LED	
Picture				
Operating Voltage	10-30VDC		10-30VDC	
Ripple	<10%		<10%	
No Load Current	<10MA		<10MA	
Max. Load Current	200mA		200mA	
Leakge Current	<0.01mA		<0.01mA	
Voltage Drop	< 2VDC		< 2VDC	
Switching Frequency	100HZ		100HZ	
Switching Hysteresis	<15%(sr)		<15%(sr)	
Repeat Accuracy	<5%(sr)		<5%(sr)	
Protection Category	IP67		IP67	
Operating Temperature	-25 ℃ - +70 ℃		-25 ℃ - +70 ℃	
Temperature Drift	<10%(sr)		<10%(sr)	
Short Circuit Protection	YES		YES	
Overload Trip Point	220mA		220mA	
Material Active Face	PBT		PBT	
DC 3 wire 10-30V NPN N.O.	C1P1-Q3006N-O3A2	1	C1P2-Q3010N-O3A2	1
DC 3 wire 10-30V NPN N.C.	C1P1-Q3006N-C3A2	2	C1P2-Q3010N-C3A2	2
DC 3 wire 10-30V PNP N.O.	C1P1-Q3006P-O3A2	3	C1P2-Q3010P-O3A2	3
DC 3 wire 10-30V PNP N.C.	C1P1-Q3006P-C3A2	4	C1P2-Q3010P-C3A2	4
DC 4 wire 10-30V Changeover PNP (N.O. & N.C.)	-		-	
DC 4 wire 10-30V Changeover NPN (N.O. & N.C.)	-		-	
DC 2 wire 10-60V N.O.	-		-	
DC 2 wire 10-60V N.C.	-		-	
DC 3 wire 10-55v NPN N.O.	-		-	
DC 3 wire 10-55v NPN N.C.	-		-	
DC 3 wire 10-55v PNP N.O.	-		-	
DC 3 wire 10-55v PNP N.C.	-		-	
DC 3 wire 5-36V PNP N.C.	-		-	
DC 3 wire 5-36V PNP N.O.	-		-	
DC 3 wire 5-36V NPN N.C.	-		-	
DC 3 wire 5-36V NPN N.O.	-		-	
DC 4 wire 5-36V Changeover PNP (N.O & N.C.)	-		-	
DC 4 wire 5-36V Changeover NPN (N.O & N.C.)	-		-	
Wiring diagram number				
Dimensions (unit: mm)	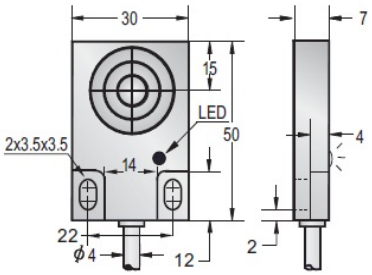		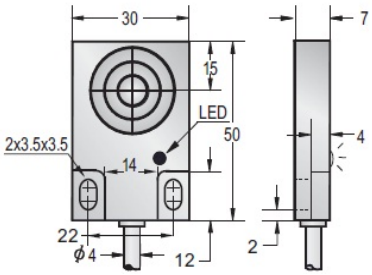	
Cable 2M (PVC)	4φ3x0.15		4φ3x0.15	
Weight	approx. 90g		approx. 90g	

Subject to modifications without notice

Tel: +86-755-2646 7962 Fax: +86-755-2646 7925 MSN: dfan852@hotmail.com
Web: www.mountiger.com E-mail: sales@mountiger.com QQ: 873764592

Mountiger Sensing the future

DC CAPACITIVE PROXIMITY SWITCH 5 WAY ROTATABLE SENSING HEAD(Q40)

Diameter	Q40		Q40	
Shielded/non-Shielded	Shielded		Non-shielded	
Switching Distance Sn mm	2-15mm		2-20mm	
Housing Material	PBT RESIN		PBT RESIN	
With LED/Without LED	With LED		With LED	
Picture				
Operating Voltage	10-30VDC		10-30VDC	
Ripple	<10%		<10%	
No Load Current	<10mA		<10mA	
Max. Load Current	200mA		200mA	
Leakge Current	<0.01mA		<0.01mA	
Voltage Drop	< 2V		< 2V	
Switching Frequency	100HZ		100HZ	
Switching Hysteresis	<15%(Sr)		<15%(Sr)	
Repeat Accuracy	<5%(Sr)		<5%(Sr)	
Protection Category	IP67		IP67	
Operating Temperature	-25 ℃ - +70 ℃		-25 ℃ - +70 ℃	
Temperature Drift	<10%(Sr)		<10%(Sr)	
Short Circuit Protection	YES		YES	
Overload Trip Point	220MA		220MA	
Material Active Face	PBT		PBT	
DC 3 wire 10-30V NPN N.O.	C1P1-Q4015N-O3A	1	C1P2-Q4020N-O3A	1
DC 3 wire 10-30V NPN N.C.	C1P1-Q4015N-C3A	2	C1P2-Q4020N-C3A	2
DC 3 wire 10-30V PNP N.O.	C1P1-Q4015P-O3A	3	C1P2-Q4020P-O3A	3
DC 3 wire 10-30V PNP N.C.	C1P1-Q4015P-C3A	4	C1P2-Q4020P-C3A	4
DC 4 wire 10-30V Changeover PNP (N.O. & N.C.)	C1P1-Q4015P-S4A	6	C1P2-Q4020P-S4A	6
DC 4 wire 10-30V Changeover NPN (N.O. & N.C.)	C1P1-Q4015N-S4A	5	C1P2-Q4020N-S4A	5
DC 2 wire 10-60V N.O.	-		-	
DC 2 wire 10-60V N.C.	-		-	
DC 3 wire 10-55v NPN N.O.	-		-	
DC 3 wire 10-55v NPN N.C.	-		-	
DC 3 wire 10-55v PNP N.O.	-		-	
DC 3 wire 10-55v PNP N.C.	-		-	
DC 3 wire 5-36V PNP N.C.	-		-	
DC 3 wire 5-36V PNP N.O.	-		-	
DC 3 wire 5-36V NPN N.C.	-		-	
DC 3 wire 5-36V NPN N.O.	-		-	
DC 4 wire 5-36V Changeover PNP (N.O & N.C.)	-		-	
DC 4 wire 5-36V Changeover NPN (N.O & N.C.)	-		-	
Wiring diagram number				
Dimensions (unit: mm)	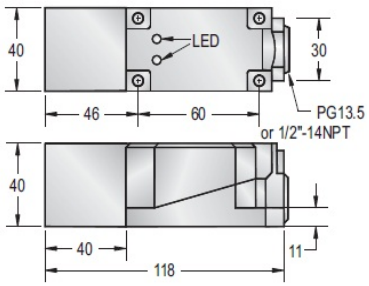		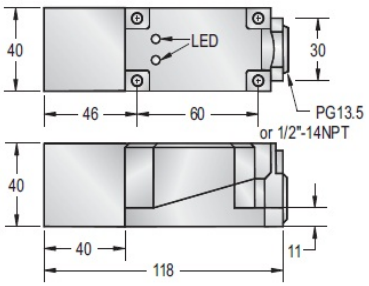	
Cable 2M (PVC)	Terminal		Terminal	
Weight	approx.262g		approx.262g	

Subject to modifications without notice

Tel: +86-755-2646 7962 Fax: +86-755-2646 7925 MSN: dfan852@hotmail.com
Web: www.mountiger.com E-mail: sales@mountiger.com QQ: 873764592

Mountiger Sensing the future

DC CAPACITIVE PROXIMITY SWITCH 5 WAY ROTATABLE SENSING HEAD(Q40)

Diameter	Q40		Q40	
Shielded/non-Shielded	Non-shielded		Non-shielded	
Switching Distance Sn mm	2-30mm		3-40mm	
Housing Material	PBT RESIN		PBT RESIN	
With LED/Without LED	With LED		With LED	
Picture				
Operating Voltage	10-30VDC		10-30VDC	
Ripple	<10%		<10%	
No Load Current	<10mA		<10mA	
Max. Load Current	200mA		200mA	
Leakge Current	<0.01mA		<0.01mA	
Voltage Drop	< 2V		< 2V	
Switching Frequency	50HZ		30HZ	
Switching Hysteresis	<15%(Sr)		<15%(Sr)	
Repeat Accuracy	<5%(Sr)		<5%(Sr)	
Protection Category	IP67		IP67	
Operating Temperature	-25 ℃ - +70 ℃		-25 ℃ - +70 ℃	
Temperature Drift	<10%(Sr)		<10%(Sr)	
Short Circuit Protection	YES		YES	
Overload Trip Point	220MA		220MA	
Material Active Face	PBT		PBT	
DC 3 wire 10-30V NPN N.O.	C1P2-Q4030N-O3A	1	C1P2-Q4040N-O3A	1
DC 3 wire 10-30V NPN N.C.	C1P2-Q4030N-C3A	2	C1P2-Q4040N-C3A	2
DC 3 wire 10-30V PNP N.O.	C1P2-Q4030P-O3A	3	C1P2-Q4040P-O3A	3
DC 3 wire 10-30V PNP N.C.	C1P2-Q4030P-C3A	4	C1P2-Q4040P-C3A	4
DC 4 wire 10-30V Changeover PNP (N.O. & N.C.)	C1P2-Q4030P-S4A	6	C1P2-Q4040P-S4A	6
DC 4 wire 10-30V Changeover NPN (N.O. & N.C.)	C1P2-Q4030N-S4A	5	C1P2-Q4040N-S4A	5
DC 2 wire 10-60V N.O.	-		-	
DC 2 wire 10-60V N.C.	-		-	
DC 3 wire 10-55v NPN N.O.	-		-	
DC 3 wire 10-55v NPN N.C.	-		-	
DC 3 wire 10-55v PNP N.O.	-		-	
DC 3 wire 10-55v PNP N.C.	-		-	
DC 3 wire 5-36V PNP N.C.	-		-	
DC 3 wire 5-36V PNP N.O.	-		-	
DC 3 wire 5-36V NPN N.C.	-		-	
DC 3 wire 5-36V NPN N.O.	-		-	
DC 4 wire 5-36V Changeover PNP (N.O & N.C.)	-		-	
DC 4 wire 5-36V Changeover NPN (N.O & N.C.)	-		-	
Wiring diagram number				
Dimensions (unit: mm)	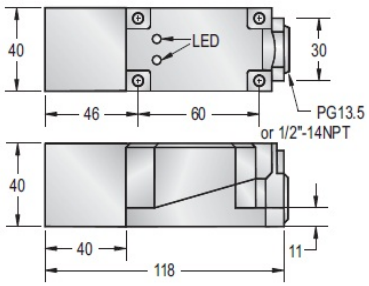		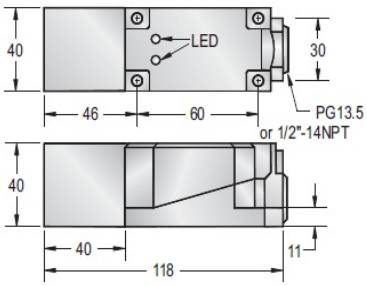	
Cable 2M (PVC)	Terminal		Terminal	
Weight	approx.262g		approx.262g	

Subject to modifications without notice

Tel: +86-755-2646 7962 Fax: +86-755-2646 7925 MSN: dfan852@hotmail.com
Web: www.mountiger.com E-mail: sales@mountiger.com QQ: 873764592

Mountiger Sensing the future

DC CAPACITIVE PROXIMITY SWITCH 5 WAY ROTATABLE SENSING HEAD(Q40)

Diameter	Q40		Q40	
Shielded/non-Shielded	Shielded		Non-shielded	
Switching Distance Sn mm	2-15mm		2-20mm	
Housing Material	PBT RESIN		PBT RESIN	
With LED/Without LED	With LED		With LED	
Picture				
Operating Voltage	10-30VDC		10-30VDC	
Ripple	<10%		<10%	
No Load Current	<10mA		<10mA	
Max. Load Current	200mA		200mA	
Leakge Current	<0.01mA		<0.01mA	
Voltage Drop	< 2V		< 2V	
Switching Frequency	100HZ		100HZ	
Switching Hysteresis	<15%(Sr)		<15%(Sr)	
Repeat Accuracy	<5%(Sr)		<5%(Sr)	
Protection Category	IP67		IP67	
Operating Temperature	-25 ℃ - +70 ℃		-25 ℃ - +70 ℃	
Temperature Drift	<10%(Sr)		<10%(Sr)	
Short Circuit Protection	YES		YES	
Overload Trip Point	220MA		220MA	
Material Active Face	PBT		PBT	
DC 3 wire 10-30V NPN N.O.	C1P1-Q4015N-OEA4	31	C1P2-Q4020N-OEA4	31
DC 3 wire 10-30V NPN N.C.	C1P1-Q4015N-CEA4	32	C1P2-Q4020N-CEA4	32
DC 3 wire 10-30V PNP N.O.	C1P1-Q4015P-OEA4	33	C1P2-Q4020P-OEA4	33
DC 3 wire 10-30V PNP N.C.	C1P1-Q4015P-CEA4	34	C1P2-Q4020P-CEA4	34
DC 4 wire 10-30V Changeover PNP (N.O. & N.C.)	C1P1-Q4015P-SEA4	36	C1P2-Q4020P-SEA4	36
DC 4 wire 10-30V Changeover NPN (N.O. & N.C.)	C1P1-Q4015N-SEA4	35	C1P2-Q4020N-SEA4	35
DC 2 wire 10-60V N.O.	-		-	
DC 2 wire 10-60V N.C.	-		-	
DC 3 wire 10-55v NPN N.O.	-		-	
DC 3 wire 10-55v NPN N.C.	-		-	
DC 3 wire 10-55v PNP N.O.	-		-	
DC 3 wire 10-55v PNP N.C.	-		-	
DC 3 wire 5-36V PNP N.C.	-		-	
DC 3 wire 5-36V PNP N.O.	-		-	
DC 3 wire 5-36V NPN N.C.	-		-	
DC 3 wire 5-36V NPN N.O.	-		-	
DC 4 wire 5-36V Changeover PNP (N.O & N.C.)	-		-	
DC 4 wire 5-36V Changeover NPN (N.O & N.C.)	-		-	
Wiring diagram number				
Dimensions (unit: mm)	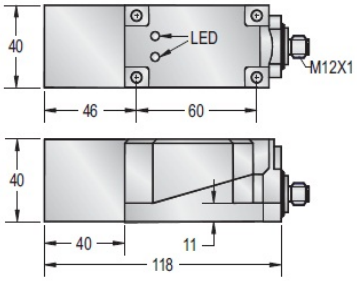		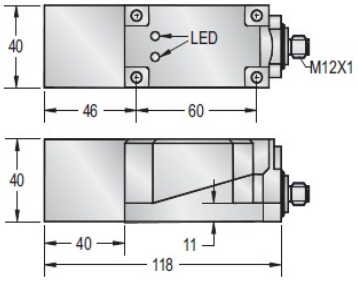	
Cable 2M (PVC)	-		-	
Weight	approx.290g		approx.290g	

Subject to modifications without notice

Tel: +86-755-2646 7962 Fax: +86-755-2646 7925 MSN: dfan852@hotmail.com
Web: www.mountiger.com E-mail: sales@mountiger.com QQ: 873764592

Mountiger Sensing the future

DC CAPACITIVE PROXIMITY SWITCH 5 WAY ROTATABLE SENSING HEAD(Q40)

Diameter	Q40		Q40	
Shielded/non-Shielded	Non-shielded		Non-shielded	
Switching Distance Sn mm	2-30mm		3-40mm	
Housing Material	PBT RESIN		PBT RESIN	
With LED/Without LED	With LED		With LED	
Picture				
Operating Voltage	10-30VDC		10-30VDC	
Ripple	<10%		<10%	
No Load Current	<10mA		<10mA	
Max. Load Current	200mA		200mA	
Leakge Current	<0.01mA		<0.01mA	
Voltage Drop	< 2V		< 2V	
Switching Frequency	50HZ		30HZ	
Switching Hysteresis	<15%(Sr)		<15%(Sr)	
Repeat Accuracy	<5%(Sr)		<5%(Sr)	
Protection Category	IP67		IP67	
Operating Temperature	-25 ℃ - +70 ℃		-25 ℃ - +70 ℃	
Temperature Drift	<10%(Sr)		<10%(Sr)	
Short Circuit Protection	YES		YES	
Overload Trip Point	220MA		220MA	
Material Active Face	PBT		PBT	
DC 3 wire 10-30V NPN N.O.	C1P2-Q4030N-OEA4	31	C1P2-Q4040N-OEA4	31
DC 3 wire 10-30V NPN N.C.	C1P2-Q4030N-CEA4	32	C1P2-Q4040N-CEA4	32
DC 3 wire 10-30V PNP N.O.	C1P2-Q4030P-OEA4	33	C1P2-Q4040P-OEA4	33
DC 3 wire 10-30V PNP N.C.	C1P2-Q4030P-CEA4	34	C1P2-Q4040P-CEA4	34
DC 4 wire 10-30V Changeover PNP (N.O. & N.C.)	C1P1-Q4030P-SEA4	36	C1P2-Q4040P-SEA4	36
DC 4 wire 10-30V Changeover NPN (N.O. & N.C.)	C1P2-Q4030N-SEA4	35	C1P2-Q4040N-SEA4	35
DC 2 wire 10-60V N.O.	-		-	
DC 2 wire 10-60V N.C.	-		-	
DC 3 wire 10-55v NPN N.O.	-		-	
DC 3 wire 10-55v NPN N.C.	-		-	
DC 3 wire 10-55v PNP N.O.	-		-	
DC 3 wire 10-55v PNP N.C.	-		-	
DC 3 wire 5-36V PNP N.C.	-		-	
DC 3 wire 5-36V PNP N.O.	-		-	
DC 3 wire 5-36V NPN N.C.	-		-	
DC 3 wire 5-36V NPN N.O.	-		-	
DC 4 wire 5-36V Changeover PNP (N.O & N.C.)	-		-	
DC 4 wire 5-36V Changeover NPN (N.O & N.C.)	-		-	
Wiring diagram number				
Dimensions (unit: mm)	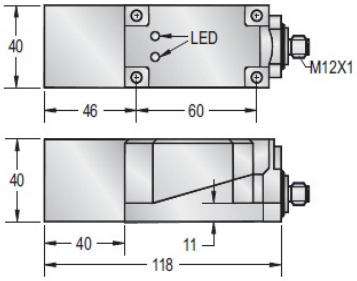		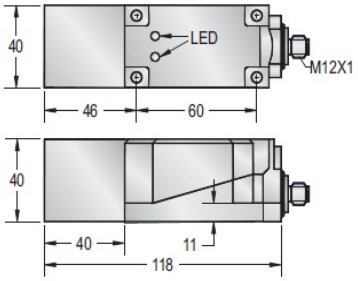	
Cable 2M (PVC)	-		-	
Weight	approx.290g		approx.290g	

Subject to modifications without notice

Tel: +86-755-2646 7962 Fax: +86-755-2646 7925 MSN: dfan852@hotmail.com
Web: www.mountiger.com E-mail: sales@mountiger.com QQ: 873764592

Mountiger Sensing the future

DC CAPACITIVE PROXIMITY SWITCH(Q80)

Model	Q80x80x40		Q80x80x40	
Shielded/non-Shielded	Shiedled		Non-shiedled	
Switching Distance Sn mm	40mm / 5-60mm adjustable		70mm / 8-80mm adjustable	
Standard Target	120x120x1mm FE37		210x210x1mm FE37	
Housing Material	PBT RESIN		PBT RESIN	
With LED/Without LED	With LED		With LED	
Picture				
Operating Voltage	10-30VDC		10-30VDC	
Ripple	<10%		<10%	
No Load Current	<10MA		<10MA	
Max. Load Current	200mA		200mA	
Leakge Current	<0.01mA		<0.01mA	
Voltage Drop	< 2VDC		< 2VDC	
Switching Frequency	100HZ		50HZ	
Switching Hysteresis	<15%(sr)		<15%(sr)	
Repeat Accuracy	<5%(sr)		<5%(sr)	
Protection Category	IP66		IP66	
Operating Temperature	-25 ℃ - +70 ℃		-25 ℃ - +70 ℃	
Temperature Drift	<10%(sr)		<10%(sr)	
Short Circuit Protection	YES		YES	
Overload Trip Point	220mA		220mA	
Material Active Face	PBT		PBT	
DC 3 wire 10-30V NPN N.O.	C1P1-Q8040N-O3A	1	C1P2-Q8070N-O3A	1
DC 3 wire 10-30V NPN N.C.	C1P1-Q8040N-C3A	2	C1P2-Q8070N-C3A	2
DC 3 wire 10-30V PNP N.O.	C1P1-Q8040P-O3A	3	C1P2-Q8070P-O3A	3
DC 3 wire 10-30V PNP N.C.	C1P1-Q8040P-C3A	4	C1P2-Q8070P-C3A	4
DC 4 wire 10-30V Changeover PNP (N.O. & N.C.)	-			
DC 4 wire 10-30V Changeover NPN (N.O. & N.C.)	-			
DC 2 wire 10-60V N.O.	-			
DC 2 wire 10-60V N.C.	-			
DC 3 wire 10-55v NPN N.O.	-			
DC 3 wire 10-55v NPN N.C.	-			
DC 3 wire 10-55v PNP N.O.	-			
DC 3 wire 10-55v PNP N.C.	-			
DC 3 wire 5-36V PNP N.C.	-			
DC 3 wire 5-36V PNP N.O.	-			
DC 3 wire 5-36V NPN N.C.	-			
DC 3 wire 5-36V NPN N.O.	-			
Wiring diagram number				
Dimensions (unit: mm)	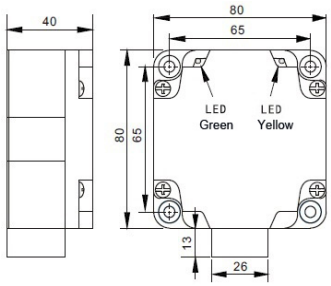		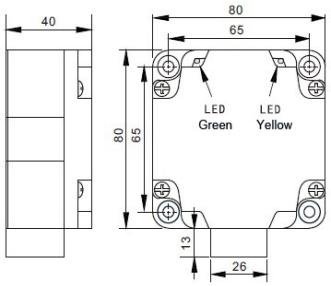	
Connection	4x Terminal		4x Terminal	
Weight	approx. 380g		approx. 380g	

Subject to modifications without notice

Tel: +86-755-2646 7962 Fax: +86-755-2646 7925 MSN: dfan852@hotmail.com
Web: www.mountiger.com E-mail: sales@mountiger.com QQ: 873764592

Mountiger Sensing the future

AC OR AC/DC CAPACITIVE PROXIMITY SWITCH

Diameter	Sn (mm)	Shielded/ non-Shielded	Housing Material	Housing Size(mm)	Terminal Version	Power	Page
M18	2-8mm / 2-15mm adjustable	Shielded/Non-Shielded	nickel Plated brass	M18x80	Cable	20-250VAC	B2-01
M18	2-8mm / 2-15mm adjustable	Shielded/Non-Shielded	PBT RESIN	M18x80	Cable	20-250VAC	B2-01
M18	2-8mm / 2-15mm adjustable	Shielded/Non-Shielded	nickel Plated brass	M18x90	Euro-style	20-250VAC	B2-02
M18	2-8mm / 2-15mm adjustable	Shielded/Non-Shielded	PBT RESIN	M18x90	Euro-style	20-250VAC	B2-02
M30	2-20mm / 2-30mm adjustable	Shielded/Non-Shielded	nickel Plated brass	M30x80	Cable	20-250VAC	B2-03
M30	2-20mm / 2-30mm adjustable	Shielded/Non-Shielded	PBT RESIN	M30x80	Cable	20-250VAC	B2-03
M30	2-20mm / 2-30mm adjustable	Shielded/Non-Shielded	nickel Plated brass	M30x90	Euro-style	20-250VAC	B2-04
M30	2-20mm / 2-30mm adjustable	Shielded/Non-Shielded	PBT RESIN	M30x90	Euro-style	20-250VAC	B2-04
φ34	2-25mm / 2-35mm adjustable	Shielded/Non-Shielded	PBT RESIN	φ34x80	Cable	20-250VAC	B2-06
φ34	2-25mm / 2-35mm adjustable	Shielded/Non-Shielded	PBT RESIN	φ34x90	Euro-style	20-250VAC	B2-06
M18	2-8mm / 2-15mm adjustable	Shielded/Non-Shielded	nickel Plated brass	M18x80	Cable	20-250AC/DC	B2-08
M18	2-8mm / 2-15mm adjustable	Shielded/Non-Shielded	PBT RESIN	M18x80	Cable	20-250AC/DC	B2-08
M18	2-8mm / 2-15mm adjustable	Shielded/Non-Shielded	nickel Plated brass	M18x90	Euro-style	20-250AC/DC	B2-09

AC OR AC/DC CAPACITIVE PROXIMITY SWITCH

M18	2-8mm / 2-15mm adjustable	Shielded/Non-Shielded	PBT RESIN	M18x90	Euro-style	20-250AC/DC	B2-09
M30	2-20mm / 2-25mm adjustable	Shielded/Non-Shielded	nickel Plated brass	M30x80	Cable	20-250AC/DC	B2-10
M30	2-20mm / 2-25mm adjustable	Shielded/Non-Shielded	PBT RESIN	M30x80	Cable	20-250AC/DC	B2-10
M30	2-20mm / 2-25mm adjustable	Shielded/Non-Shielded	nickel Plated brass	M30x90	Euro-style	20-250AC/DC	B2-11
M30	2-20mm / 2-25mm adjustable	Shielded/Non-Shielded	PBT RESIN	M30x90	Euro-style	20-250AC/DC	B2-11
φ34	2-25mm / 2-30mm adjustable	Shielded/Non-Shielded	PBT RESIN	φ34x80	Cable	20-250AC/DC	B2-13
φ34	2-25mm / 2-30mm adjustable	Shielded/Non-Shielded	PBT RESIN	φ34x90	Euro-style	20-250AC/DC	B2-13

AC CAPACITIVE PROXIMITY SWITCH(M18)

Diameter	M18		M18	
Shielded/non-Shielded	Shielded/ Non-Shiedled		Shielded/ Non-Shiedled	
Switching Distance Sn mm	2-8mm / 2-15mm adjustable		2-8mm / 2-15mm adjustable	
Housing Material	stainless steel or nickel plated brass		PBT RESIN	
With LED/Without LED	With LED		With LED	
Picture				
Operating Voltage	20-250VAC		20-250VAC	
No Load Current	<2.5MA		<2.5MA	
Max. Load Current	300mA		300mA	
Leakge Current	<2.5mA		<2.5mA	
Surge Current	5A		5A	
Min. Load Current	5mA		5mA	
Voltage Drop	<9VAC AT 300MA		<9VAC AT 300MA	
Switching Frequency	25HZ		25HZ	
Switching Hysteresis	<15%(sr)		<15%(sr)	
Repeat Accuracy	<5%(sr)		<5%(sr)	
Protection Category	IP67		IP67	
Operating Temperature	-25 ℃ - +70 ℃		-25 ℃ - +70 ℃	
Temperature Drift	<10%(sr)		<10%(sr)	
Short Circuit Protection				
Material Active Face	PBT		PBT	
DC 3 wire 10-30V NPN N.O.	-		-	
DC 3 wire 10-30V NPN N.C.	-		-	
DC 3 wire 10-30V PNP N.O.	-		-	
DC 3 wire 10-30V PNP N.C.	-		-	
DC 4 wire 10-30V Changeover PNP (N.O. & N.C.)	-		-	
DC 4 wire 10-30V Changeover NPN (N.O. & N.C.)	-		-	
DC 2 wire 10-60V N.O.	-		-	
DC 2 wire 10-60V N.C.	-		-	
DC 3 wire 10-55v NPN N.O.	-		-	
DC 3 wire 10-55v NPN N.C.	-		-	
DC 3 wire 10-55v PNP N.O.	-		-	
DC 3 wire 10-55v PNP N.C.	-		-	
AC 2 wire 20-250V N.O.	C7B1-M1808A-O3B2 ¦ C7B2-M1815A-O3B2	11	C7P1-M1808A-O2B2 ¦ C7P2-M1815A-O2B2	9
AC 2 wire 20-250V N.C.	C7B1-M1808A-C3B2 ¦ C7B2-M1815A-C3B2	12	C7P1-M1808A-C2B2 ¦ C7P2-M1815A-C2B2	10
AC 2 wire 20-250V N.O. or N.C. Changeable .	-		-	
AC/DC 2 wire 20-250V N.O.	-		-	
AC/DC 2 wire 20-250V N.C.	-		-	
AC/DC 2 wire 20-250V N.O. or N.C. Changeable	-		-	
Wiring diagram number				
Dimensions (unit: mm)	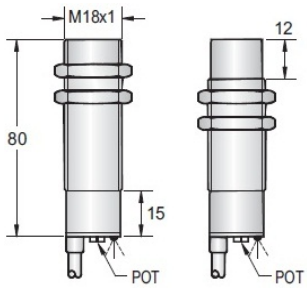		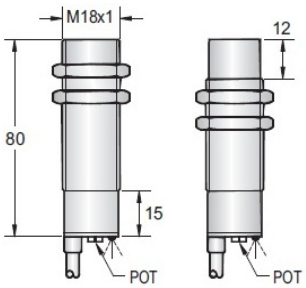	
Cable 2M (PVC)	4φ3x0.34		4φ2x0.34	
Weight	approx. 115g / approx.110g		approx. 92g / approx. 94g	

Subject to modifications without notice

Tel: +86-755-2646 7962 Fax: +86-755-2646 7925 MSN: dfan852@hotmail.com
Web: www.mountiger.com E-mail: sales@mountiger.com QQ: 873764592

Mountiger Sensing the future

AC CAPACITIVE PROXIMITY SWITCH(M18)

Diameter	M18		M18	
Shielded/non-Shielded	Shielded/ Non-Shiedled		Shielded/ Non-Shiedled	
Switching Distance Sn mm	2-8mm / 2-15mm adjustable		2-8mm / 2-15mm adjustable	
Housing Material	stainless steel or nickel plated brass		PBT RESIN	
With LED/Without LED	With LED		With LED	
Picture				
Operating Voltage	20-250VAC		20-250VAC	
No Load Current	<2.5MA		<2.5MA	
Max. Load Current	300mA		300mA	
Leakge Current	<2.5mA		<2.5mA	
Surge Current	5A		5A	
Min. Load Current	5mA		5mA	
Voltage Drop	<9VAC AT 300MA		<9VAC AT 300MA	
Switching Frequency	25HZ		25HZ	
Switching Hysteresis	<15%(sr)		<15%(sr)	
Repeat Accuracy	<5%(sr)		<5%(sr)	
Protection Category	IP67		IP67	
Operating Temperature	-25 ℃ - +70 ℃		-25 ℃ - +70 ℃	
Temperature Drift	<10%(sr)		<10%(sr)	
Short Circuit Protection				
Material Active Face	PBT		PBT	
DC 3 wire 10-30V NPN N.O.	-		-	
DC 3 wire 10-30V NPN N.C.	-		-	
DC 3 wire 10-30V PNP N.O.	-		-	
DC 3 wire 10-30V PNP N.C.	-		-	
DC 4 wire 10-30V Changeover PNP (N.O. & N.C.)	-		-	
DC 4 wire 10-30V Changeover NPN (N.O. & N.C.)	-		-	
DC 2 wire 10-60V N.O.	-		-	
DC 2 wire 10-60V N.C.	-		-	
DC 3 wire 10-55v NPN N.O.	-		-	
DC 3 wire 10-55v NPN N.C.	-		-	
DC 3 wire 10-55v PNP N.O.	-		-	
DC 3 wire 10-55v PNP N.C.	-		-	
AC 2 wire 20-250V N.O.	C7B1-M1808A-OEB4 ¦ C7B2-M1815A-OEB4	11	C7P1-M1808A-OEB4 ¦ C7P2-M1815A-OEB4	9
AC 2 wire 20-250V N.C.	C7B1-M1808A-CEB4 ¦ C7B2-M1815A-CEB4	12	C7P1-M1808A-CEB4 ¦ C7P2-M1815A-CEB4	10
AC 2 wire 20-250V N.O. or N.C. Changeable .	-		-	
AC/DC 2 wire 20-250V N.O.	-		-	
AC/DC 2 wire 20-250V N.C.	-		-	
AC/DC 2 wire 20-250V N.O. or N.C. Changeable	-		-	
Wiring diagram number				
Dimensions (unit: mm)	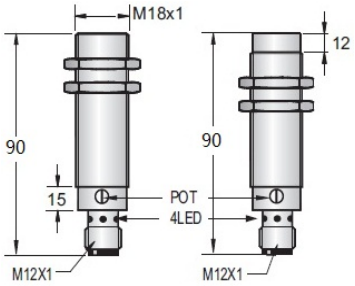		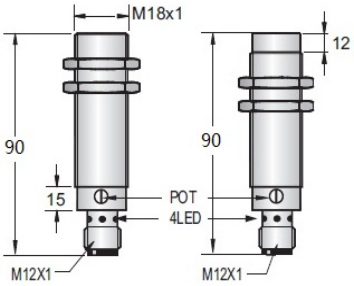	
Cable 2M (PVC)	-		-	
Weight	approx. 69g		approx. 62g	

Subject to modifications without notice

Tel: +86-755-2646 7962 Fax: +86-755-2646 7925 MSN: dfan852@hotmail.com
Web: www.mountiger.com E-mail: sales@mountiger.com QQ: 873764592

Mountiger Sensing the future

AC CAPACITIVE PROXIMITY SWITCH(M30)

Diameter	M30		M30	
Shielded/non-Shielded	Shielded/ Non-Shiedled		Shielded/ Non-Shiedled	
Switching Distance Sn mm	2-20mm / 2-30mm adjustable		2-20mm / 2-30mm adjustable	
Housing Material	stainless steel or nickel plated brass		PBT RESIN	
With LED/Without LED	With LED		With LED	
Picture				
Operating Voltage	20-250VAC		20-250VAC	
No Load Current	<2.5MA		<2.5MA	
Max. Load Current	300mA		300mA	
Leakge Current	<2.5mA		<2.5mA	
Surge Current	5A		5A	
Min. Load Current	5mA		5mA	
Voltage Drop	<9VAC AT 300MA		<9VAC AT 300MA	
Switching Frequency	25HZ		25HZ	
Switching Hysteresis	<15%(sr)		<15%(sr)	
Repeat Accuracy	<5%(sr)		<5%(sr)	
Protection Category	IP67		IP67	
Operating Temperature	-25 ℃ - +70 ℃		-25 ℃ - +70 ℃	
Temperature Drift	<10%(sr)		<10%(sr)	
Short Circuit Protection				
Material Active Face	PBT		PBT	
DC 3 wire 10-30V NPN N.O.	-		-	
DC 3 wire 10-30V NPN N.C.	-		-	
DC 3 wire 10-30V PNP N.O.	-		-	
DC 3 wire 10-30V PNP N.C.	-		-	
DC 4 wire 10-30V Changeover PNP (N.O. & N.C.)	-		-	
DC 4 wire 10-30V Changeover NPN (N.O. & N.C.)	-		-	
DC 2 wire 10-60V N.O.	-		-	
DC 2 wire 10-60V N.C.	-		-	
DC 3 wire 10-55v NPN N.O.	-		-	
DC 3 wire 10-55v NPN N.C.	-		-	
DC 3 wire 10-55v PNP N.O.	-		-	
DC 3 wire 10-55v PNP N.C.	-		-	
AC 2 wire 20-250V N.O.	C7B1-M3020A-O3B2 ¦ C7B2-M3030A-O3B2	11	C7P1-M3020A-O2B2 ¦ C7P2-M3030A-O2B2	9
AC 2 wire 20-250V N.C.	C7B1-M3020A-C3B2 ¦ C7B2-M3030A-C3B2	12	C7P1-M3020A-C2B2 ¦ C7P2-M3030A-C2B2	10
AC 2 wire 20-250V N.O. or N.C. Changeable .	-		-	
AC/DC 2 wire 20-250V N.O.	-		-	
AC/DC 2 wire 20-250V N.C.	-		-	
AC/DC 2 wire 20-250V N.O. or N.C. Changeable	-		-	
Wiring diagram number				
Dimensions (unit: mm)	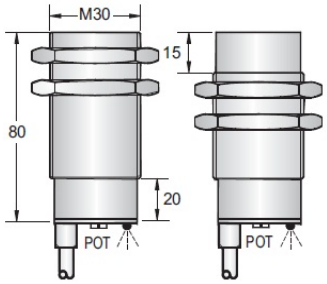		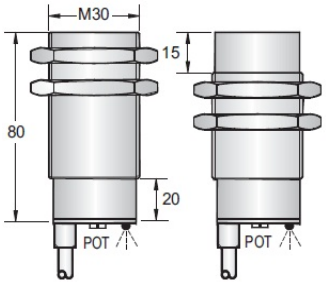	
Cable 2M (PVC)	5.8φ3x0.5		5.8φ2x0.5	
Weight	approx. 231g / approx. 219g		approx. 197g / approx. 195g	

Subject to modifications without notice

Tel: +86-755-2646 7962 Fax: +86-755-2646 7925 MSN: dfan852@hotmail.com
Web: www.mountiger.com E-mail: sales@mountiger.com QQ: 873764592

Mountiger Sensing the future

AC CAPACITIVE PROXIMITY SWITCH(M30)

Diameter	M30		M30	
Shielded/non-Shielded	Shielded/ Non-Shiedled		Shielded/ Non-Shiedled	
Switching Distance Sn mm	2-20mm / 2-30mm adjustable		2-20mm / 2-30mm adjustable	
Housing Material	stainless steel or nickel plated brass		PBT RESIN	
With LED/Without LED	With LED		With LED	
Picture				
Operating Voltage	20-250VAC		20-250VAC	
No Load Current	<2.5MA		<2.5MA	
Max. Load Current	300mA		300mA	
Leakge Current	<2.5mA		<2.5mA	
Surge Current	5A		5A	
Min. Load Current	5mA		5mA	
Voltage Drop	<9VAC AT 300MA		<9VAC AT 300MA	
Switching Frequency	25HZ		25HZ	
Switching Hysteresis	<15%(sr)		<15%(sr)	
Repeat Accuracy	<5%(sr)		<5%(sr)	
Protection Category	IP67		IP67	
Operating Temperature	-25 ℃ - +70 ℃		-25 ℃ - +70 ℃	
Temperature Drift	<10%(sr)		<10%(sr)	
Short Circuit Protection				
Material Active Face	PBT		PBT	
DC 3 wire 10-30V NPN N.O.	-		-	
DC 3 wire 10-30V NPN N.C.	-		-	
DC 3 wire 10-30V PNP N.O.	-		-	
DC 3 wire 10-30V PNP N.C.	-		-	
DC 4 wire 10-30V Changeover PNP (N.O. & N.C.)	-		-	
DC 4 wire 10-30V Changeover NPN (N.O. & N.C.)	-		-	
DC 2 wire 10-60V N.O.	-		-	
DC 2 wire 10-60V N.C.	-		-	
DC 3 wire 10-55v NPN N.O.	-		-	
DC 3 wire 10-55v NPN N.C.	-		-	
DC 3 wire 10-55v PNP N.O.	-		-	
DC 3 wire 10-55v PNP N.C.	-		-	
AC 2 wire 20-250V N.O.	C7B1-M3020A-OEB4 ┆ C7B2-M3030A-OEB4	51	C7P1-M3020A-OEB4 ┆ C7P2-M3030A-OEB4	52
AC 2 wire 20-250V N.C.	C7B1-M3020A-CEB4 ┆ C7B2-M3030A-CEB4	51	C7P1-M3020A-CEB4 ┆ C7P2-M3030A-CEB4	52
AC 2 wire 20-250V N.O. or N.C. Changeable .	-		-	
AC/DC 2 wire 20-250V N.O.	-		-	
AC/DC 2 wire 20-250V N.C.	-		-	
AC/DC 2 wire 20-250V N.O. or N.C. Changeable	-		-	
Wiring diagram number				
Dimensions (unit: mm)	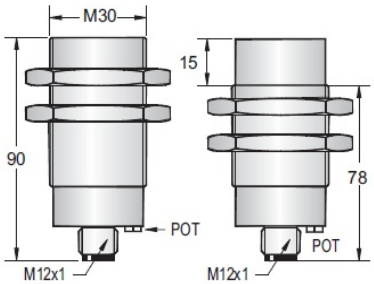		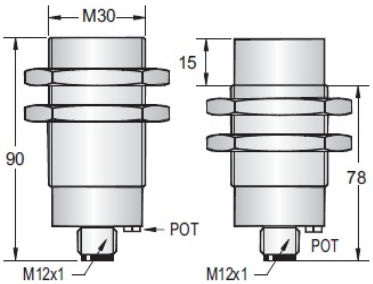	
Cable 2M (PVC)	-		-	
Weight	approx. 147g / approx. 137g		approx. 120g	

Subject to modifications without notice

Tel: +86-755-2646 7962 Fax: +86-755-2646 7925 MSN: dfan852@hotmail.com
Web: www.mountiger.com E-mail: sales@mountiger.com QQ: 873764592

Mountiger Sensing the future

AC CAPACITIVE PROXIMITY SWITCH(φ34)

Diameter	φ34		φ34	
Shielded/non-Shielded	Shielded/ Non-Shiedled		Shielded/ Non-Shiedled	
Switching Distance Sn mm	2-25mm / 2-35mm adjustable		2-25mm / 2-35mm adjustable	
Housing Material	PBT RESIN		PBT RESIN	
With LED/Without LED	With LED		With LED	
Picture				
Operating Voltage	20-250VAC		20-250VAC	
No Load Current	<2.5MA		<2.5MA	
Max. Load Current	300mA		300mA	
Leakge Current	<2.5mA		<2.5mA	
Surge Current	5A		5A	
Min. Load Current	5mA		5mA	
Voltage Drop	<9VAC AT 300MA		<9VAC AT 300MA	
Switching Frequency	25HZ		25HZ	
Switching Hysteresis	<15%(sr)		<15%(sr)	
Repeat Accuracy	<5%(sr)		<5%(sr)	
Protection Category	IP67		IP67	
Operating Temperature	-25 ℃ - +70 ℃		-25 ℃ - +70 ℃	
Temperature Drift	<10%(sr)		<10%(sr)	
Short Circuit Protection				
Material Active Face	PBT		PBT	
DC 3 wire 10-30V NPN N.O.	-		-	
DC 3 wire 10-30V NPN N.C.	-		-	
DC 3 wire 10-30V PNP N.O.	-		-	
DC 3 wire 10-30V PNP N.C.	-		-	
DC 4 wire 10-30V Changeover PNP (N.O. & N.C.)	-		-	
DC 4 wire 10-30V Changeover NPN (N.O. & N.C.)	-		-	
DC 2 wire 10-60V N.O.	-		-	
DC 2 wire 10-60V N.C.	-		-	
DC 3 wire 10-55v NPN N.O.	-		-	
DC 3 wire 10-55v NPN N.C.	-		-	
DC 3 wire 10-55v PNP N.O.	-		-	
DC 3 wire 10-55v PNP N.C.	-		-	
AC 2 wire 20-250V N.O.	C7P1-Φ3425A-O2B2 ┆ C7P2-Φ3435A-O2B2	9	C7P1-Φ3425A-OEB4 ┆ C7P2-Φ3435A-OEB4	52
AC 2 wire 20-250V N.C.	C7P1-Φ3425A-C2B2 ┆ C7P2-Φ3435A-C2B2	10	C7P1-Φ3425A-CEB4 ┆ C7P2-Φ3435A-CEB4	52
AC 2 wire 20-250V N.O. or N.C. Changeable .	-		-	
AC/DC 2 wire 20-250V N.O.	-		-	
AC/DC 2 wire 20-250V N.C.	-		-	
AC/DC 2 wire 20-250V N.O. or N.C. Changeable	-		-	
Wiring diagram number				
Dimensions (unit: mm)	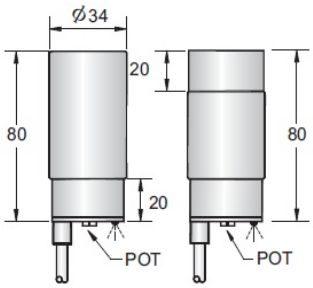		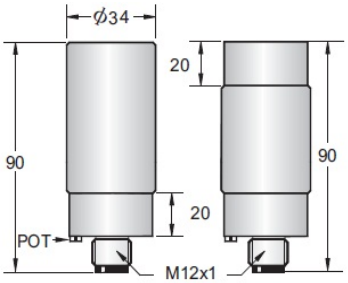	
Cable 2M (PVC)	5.8φ2x0.5		-	
Weight	approx. 248g / approx. 251g		approx. 162g	

Subject to modifications without notice

Tel: +86-755-2646 7962 Fax: +86-755-2646 7925 MSN: dfan852@hotmail.com
Web: www.mountiger.com E-mail: sales@mountiger.com QQ: 873764592

Mountiger Sensing the future

AC/DC CAPACITIVE PROXIMITY SWITCH(M18)

Diameter	M18		M18	
Shielded/non-Shielded	Shielded/ Non-Shiedled		Shielded/ Non-Shiedled	
Switching Distance Sn mm	2-8mm / 2-15mm adjustable		2-8mm / 2-15mm adjustable	
Housing Material	stainless steel or nickel plated brass		PBT RESIN	
With LED/Without LED	With LED		With LED	
Picture				
Operating Voltage	20-250VAC,50-60HZ,20-250VDC		20-250VAC,50-60HZ,20-250VDC	
Ripple	DC Ripple<10%		DC Ripple<10%	
No Load Current	<2.5MA		<2.5MA	
Max. Load Current	200mA		200mA	
Leakge Current	<2.5mA		<2.5mA	
Surge Current	2.2A for 20ms		2.2A for 20ms	
Min. Load Current	5mA		5mA	
Voltage Drop	<=10VAC;<=8VDC		<=10VAC;<=8VDC	
Switching Frequency	25HZ AC; 40HZ DC		25HZ AC; 40HZ DC	
Switching Hysteresis	1%-15% Of Sensing range		1%-15% Of Sensing range	
Repeat Accuracy	<1%(sr)		<1%(sr)	
Protection Category	IP67		IP67	
Operating Temperature	-25 ℃ - +70 ℃		-25 ℃ - +70 ℃	
Temperature Drift	<+/-15% of Sensing Range		<+/-15% of Sensing Range	
Material Active Face	PBT		PBT	
DC 3 wire 10-30V NPN N.O.	-		-	
DC 3 wire 10-30V NPN N.C.	-		-	
DC 3 wire 10-30V PNP N.O.	-		-	
DC 3 wire 10-30V PNP N.C.	-		-	
DC 4 wire 10-30V Changeover PNP (N.O. & N.C.)	-		-	
DC 4 wire 10-30V Changeover NPN (N.O. & N.C.)	-		-	
DC 2 wire 10-60V N.O.	-		-	
DC 2 wire 10-60V N.C.	-		-	
DC 3 wire 10-55v NPN N.O.	-		-	
DC 3 wire 10-55v NPN N.C.	-		-	
DC 3 wire 10-55v PNP N.O.	-		-	
DC 3 wire 10-55v PNP N.C.	-		-	
AC 2 wire 20-250V N.O.	-		-	
AC 2 wire 20-250V N.C.	-		-	
AC 2 wire 20-250V N.O. or N.C. Changeable .	-		-	
AC/DC 2 wire 20-250V N.O.	C8B1-M1808U-O3B2 ¦ C8B2-M1815U-O3B2	15	C8P1-M1808U-O2B2 ¦ C8P2-M1815U-O2B2	13
AC/DC 2 wire 20-250V N.C.	C8B1-M1808U-C3B2 ¦ C8B2-M1815U-C3B2	16	C8P1-M1808U-C2B2 ¦ C8P2-M1815U-C2B2	14
AC/DC 2 wire 20-250V N.O. or N.C. Changeable	-		-	
Wiring diagram number				
Dimensions (unit: mm)	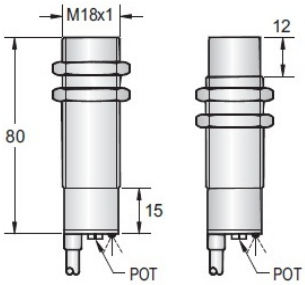		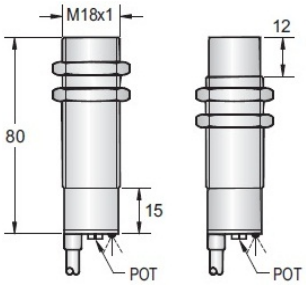	
Cable 2M (PVC)	4φ3x0.34		4φ2x0.34	
Weight	approx. 115g / approx.110g		approx. 92g / approx. 94g	

Subject to modifications without notice

Tel: +86-755-2646 7962 Fax: +86-755-2646 7925 MSN: dfan852@hotmail.com
Web: www.mountiger.com E-mail: sales@mountiger.com QQ: 873764592

Mountiger Sensing the future

AC/DC CAPACITIVE PROXIMITY SWITCH(M18)

Diameter	M18		M18	
Shielded/non-Shielded	Shielded/ Non-Shiedled		Shielded/ Non-Shiedled	
Switching Distance Sn mm	2-8mm / 2-15mm adjustable		2-8mm / 2-15mm adjustable	
Housing Material	stainless steel or nickel plated brass		PBT RESIN	
With LED/Without LED	With LED		With LED	
Picture				
Operating Voltage	20-250VAC,50-60HZ,20-250VDC		20-250VAC,50-60HZ,20-250VDC	
Ripple	DC Ripple<10%		DC Ripple<10%	
No Load Current	<2.5MA		<2.5MA	
Max. Load Current	200mA		200mA	
Leakge Current	<2.5mA		<2.5mA	
Surge Current	2.2A for 20ms		2.2A for 20ms	
Min. Load Current	5mA		5mA	
Voltage Drop	<=10VAC;<=8VDC		<=10VAC;<=8VDC	
Switching Frequency	25HZ AC; 40HZ DC		25HZ AC; 40HZ DC	
Switching Hysteresis	1%-15% Of Sensing range		1%-15% Of Sensing range	
Repeat Accuracy	<1%(sr)		<1%(sr)	
Protection Category	IP67		IP67	
Operating Temperature	-25 ℃ - +70 ℃		-25 ℃ - +70 ℃	
Temperature Drift	<+/-15% of Sensing Range		<+/-15% of Sensing Range	
Material Active Face	PBT		PBT	
DC 3 wire 10-30V NPN N.O.	-		-	
DC 3 wire 10-30V NPN N.C.	-		-	
DC 3 wire 10-30V PNP N.O.	-		-	
DC 3 wire 10-30V PNP N.C.	-		-	
DC 4 wire 10-30V Changeover PNP (N.O. & N.C.)	-		-	
DC 4 wire 10-30V Changeover NPN (N.O. & N.C.)	-		-	
DC 2 wire 10-60V N.O.	-		-	
DC 2 wire 10-60V N.C.	-		-	
DC 3 wire 10-55v NPN N.O.	-		-	
DC 3 wire 10-55v NPN N.C.	-		-	
DC 3 wire 10-55v PNP N.O.	-		-	
DC 3 wire 10-55v PNP N.C.	-		-	
AC 2 wire 20-250V N.O.	-		-	
AC 2 wire 20-250V N.C.	-		-	
AC 2 wire 20-250V N.O. or N.C. Changeable .	-		-	
AC/DC 2 wire 20-250V N.O.	C8B1-M1808U-OEB4 ┆ C8B2-M1815U-OEB4	53	C8P1-M1808U-OEB4 ┆ C8P2-M1815U-OEB4	54
AC/DC 2 wire 20-250V N.C.	C8B1-M1808U-CEB4 ┆ C8B2-M1815U-CEB4	53	C8P1-M1808U-CEB4 ┆ C8P2-M1815U-CEB4	54
AC/DC 2 wire 20-250V N.O. or N.C. Changeable	-		-	
Wiring diagram number				
Dimensions (unit: mm)	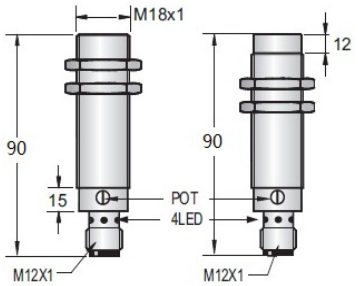		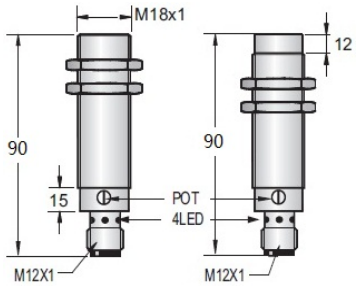	
Cable 2M (PVC)	-		-	
Weight	approx. 69g		approx. 62g	

Subject to modifications without notice

Tel: +86-755-2646 7962 Fax: +86-755-2646 7925 MSN: dfan852@hotmail.com
Web: www.mountiger.com E-mail: sales@mountiger.com QQ: 873764592

Mountiger Sensing the future

AC/DC CAPACITIVE PROXIMITY SWITCH(M30)

Diameter	M30		M30	
Shielded/non-Shielded	Shielded/ Non-Shiedled		Shielded/ Non-Shiedled	
Switching Distance Sn mm	2-20mm / 2-25mm adjustable		2-20mm / 2-25mm adjustable	
Housing Material	stainless steel or nickel plated brass		PBT RESIN	
With LED/Without LED	With LED		With LED	
Picture				
Operating Voltage	20-250VAC,50-60HZ,20-250VDC		20-250VAC,50-60HZ,20-250VDC	
Ripple	DC Ripple<10%		DC Ripple<10%	
No Load Current	<2.5MA		<2.5MA	
Max. Load Current	200mA		200mA	
Leakge Current	<2.5mA		<2.5mA	
Surge Current	2.2A for 20ms		2.2A for 20ms	
Min. Load Current	5mA		5mA	
Voltage Drop	<=10VAC;<=8VDC		<=10VAC;<=8VDC	
Switching Frequency	25HZ AC; 40HZ DC		25HZ AC; 40HZ DC	
Switching Hysteresis	1%-15% Of Sensing range		1%-15% Of Sensing range	
Repeat Accuracy	<1%(sr)		<1%(sr)	
Protection Category	IP67		IP67	
Operating Temperature	-25 ℃ - +70 ℃		-25 ℃ - +70 ℃	
Temperature Drift	<+/-15% of Sensing Range		<+/-15% of Sensing Range	
Material Active Face	PBT		PBT	
DC 3 wire 10-30V NPN N.O.	-		-	
DC 3 wire 10-30V NPN N.C.	-		-	
DC 3 wire 10-30V PNP N.O.	-		-	
DC 3 wire 10-30V PNP N.C.	-		-	
DC 4 wire 10-30V Changeover PNP (N.O. & N.C.)	-		-	
DC 4 wire 10-30V Changeover NPN (N.O. & N.C.)	-		-	
DC 2 wire 10-60V N.O.	-		-	
DC 2 wire 10-60V N.C.	-		-	
DC 3 wire 10-55v NPN N.O.	-		-	
DC 3 wire 10-55v NPN N.C.	-		-	
DC 3 wire 10-55v PNP N.O.	-		-	
DC 3 wire 10-55v PNP N.C.	-		-	
AC 2 wire 20-250V N.O.	-		-	
AC 2 wire 20-250V N.C.	-		-	
AC 2 wire 20-250V N.O. or N.C. Changeable .	-		-	
AC/DC 2 wire 20-250V N.O.	C8B1-M3020U-O3B2 ¦ C8B2-M3025U-O3B2	15	C8P1-M3020U-O2B2 ¦ C8P2-M3025U-O2B2	13
AC/DC 2 wire 20-250V N.C.	C8B1-M3020U-C3B2 ¦ C8B2-M3025U-C3B2	16	C8P1-M3020U-B2-M2 ¦ C8P2-M3025U-B2-M2	14
AC/DC 2 wire 20-250V N.O. or N.C. Changeable	-		-	
Wiring diagram number				
Dimensions (unit: mm)	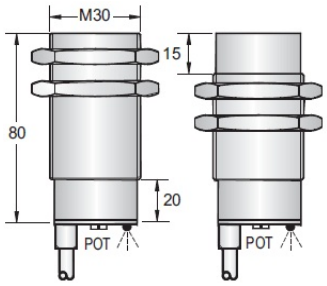		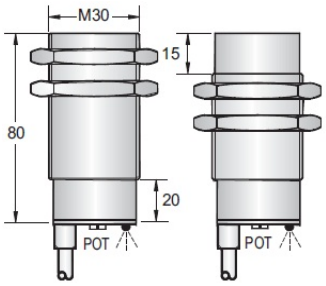	
Cable 2M (PVC)	5.8φ3x0.5		5.8φ2x0.5	
Weight	approx. 231g / approx. 219g		approx. 197g / approx. 195g	

Subject to modifications without notice

Tel: +86-755-2646 7962 Fax: +86-755-2646 7925 MSN: dfan852@hotmail.com
Web: www.mountiger.com E-mail: sales@mountiger.com QQ: 873764592

Mountiger Sensing the future

AC/DC CAPACITIVE PROXIMITY SWITCH(M30)

Diameter	M30		M30	
Shielded/non-Shielded	Shielded/ Non-Shiedled		Shielded/ Non-Shiedled	
Switching Distance Sn mm	2-20mm / 2-25mm adjustable		2-20mm / 2-25mm adjustable	
Housing Material	stainless steel or nickel plated brass		PBT RESIN	
With LED/Without LED	With LED		With LED	
Picture				
Operating Voltage	20-250VAC,50-60HZ,20-250VDC		20-250VAC,50-60HZ,20-250VDC	
Ripple	DC Ripple<10%		DC Ripple<10%	
No Load Current	<2.5MA		<2.5MA	
Max. Load Current	200mA		200mA	
Leakge Current	<2.5mA		<2.5mA	
Surge Current	2.2A for 20ms		2.2A for 20ms	
Min. Load Current	5mA		5mA	
Voltage Drop	<=10VAC;<=8VDC		<=10VAC;<=8VDC	
Switching Frequency	25HZ AC; 40HZ DC		25HZ AC; 40HZ DC	
Switching Hysteresis	1%-15% Of Sensing range		1%-15% Of Sensing range	
Repeat Accuracy	<1%(sr)		<1%(sr)	
Protection Category	IP67		IP67	
Operating Temperature	-25 ℃ - +70 ℃		-25 ℃ - +70 ℃	
Temperature Drift	<+/-15% of Sensing Range		<+/-15% of Sensing Range	
Material Active Face	PBT		PBT	
DC 3 wire 10-30V NPN N.O.	-		-	
DC 3 wire 10-30V NPN N.C.	-		-	
DC 3 wire 10-30V PNP N.O.	-		-	
DC 3 wire 10-30V PNP N.C.	-		-	
DC 4 wire 10-30V Changeover PNP (N.O. & N.C.)	-		-	
DC 4 wire 10-30V Changeover NPN (N.O. & N.C.)	-		-	
DC 2 wire 10-60V N.O.	-		-	
DC 2 wire 10-60V N.C.	-		-	
DC 3 wire 10-55v NPN N.O.	-		-	
DC 3 wire 10-55v NPN N.C.	-		-	
DC 3 wire 10-55v PNP N.O.	-		-	
DC 3 wire 10-55v PNP N.C.	-		-	
AC 2 wire 20-250V N.O.				
AC 2 wire 20-250V N.C.				
AC 2 wire 20-250V N.O. or N.C. Changeable .	-		-	
AC/DC 2 wire 20-250V N.O.	C8B1-M3020U-OEB4 ┆ C8B2-M3025U-OEB4	53	C8P1-M3020U-OEB4 ┆ C8P2-M3025U-OEB4	54
AC/DC 2 wire 20-250V N.C.	C8B1-M3020U-CEB4 ┆ C8B2-M3025U-CEB4	53	C8P1-M3020U-CEB4 ┆ C8P2-M3025U-CEB4	54
AC/DC 2 wire 20-250V N.O. or N.C. Changeable	-		-	
Wiring diagram number				
Dimensions (unit: mm)	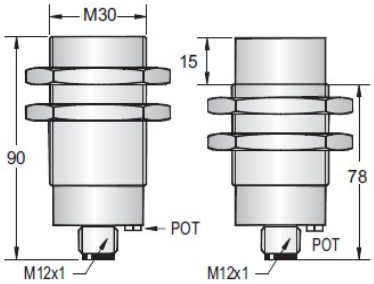		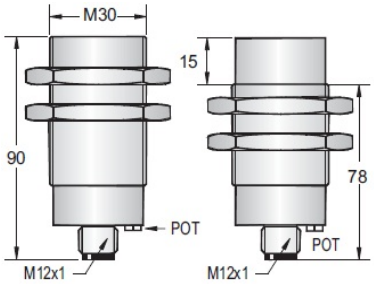	
Cable 2M (PVC)	-		-	
Weight	approx. 147g / approx. 137g		approx. 120g	

Subject to modifications without notice

Tel: +86-755-2646 7962 Fax: +86-755-2646 7925 MSN: dfan852@hotmail.com
Web: www.mountiger.com E-mail: sales@mountiger.com QQ: 873764592

Mountiger Sensing the future

AC/DC CAPACITIVE PROXIMITY SWITCH(φ34)

Diameter	φ34		φ34	
Shielded/non-Shielded	Shielded/ Non-Shiedled		Shielded/ Non-Shiedled	
Switching Distance Sn mm	2-25mm / 2-30mm adjustable		2-25mm / 2-30mm adjustable	
Housing Material	PBT RESIN		PBT RESIN	
With LED/Without LED	With LED		With LED	
Picture				
Operating Voltage	20-250VAC,50-60HZ,20-250VDC		20-250VAC,50-60HZ,20-250VDC	
Ripple	DC Ripple<10%		DC Ripple<10%	
No Load Current	<2.5MA		<2.5MA	
Max. Load Current	200mA		200mA	
Leakge Current	<2.5mA		<2.5mA	
Surge Current	2.2A for 20ms		2.2A for 20ms	
Min. Load Current	5mA		5mA	
Voltage Drop	<=10VAC;<=8VDC		<=10VAC;<=8VDC	
Switching Frequency	25HZ AC; 40HZ DC		25HZ AC; 40HZ DC	
Switching Hysteresis	1%-15% Of Sensing range		1%-15% Of Sensing range	
Repeat Accuracy	<1%(sr)		<1%(sr)	
Protection Category	IP67		IP67	
Operating Temperature	-25 ℃ - +70 ℃		-25 ℃ - +70 ℃	
Temperature Drift	<+/-15% of Sensing Range		<+/-15% of Sensing Range	
Material Active Face	PBT		PBT	
DC 3 wire 10-30V NPN N.O.	-		-	
DC 3 wire 10-30V NPN N.C.	-		-	
DC 3 wire 10-30V PNP N.O.	-		-	
DC 3 wire 10-30V PNP N.C.	-		-	
DC 4 wire 10-30V Changeover PNP (N.O. & N.C.)	-		-	
DC 4 wire 10-30V Changeover NPN (N.O. & N.C.)	-		-	
DC 2 wire 10-60V N.O.	-		-	
DC 2 wire 10-60V N.C.	-		-	
DC 3 wire 10-55v NPN N.O.	-		-	
DC 3 wire 10-55v NPN N.C.	-		-	
DC 3 wire 10-55v PNP N.O.	-		-	
DC 3 wire 10-55v PNP N.C.	-		-	
AC 2 wire 20-250V N.O.	-		-	
AC 2 wire 20-250V N.C.	-		-	
AC 2 wire 20-250V N.O. or N.C. Changeable .	-		-	
AC/DC 2 wire 20-250V N.O.	C8P1-Φ3425U-O2B2 ¦ C8P2-Φ3430U-O2B2	13	C8P1-Φ3425U-OEB4 ¦ C8P2-Φ3430U-OEB4	54
AC/DC 2 wire 20-250V N.C.	C8P1-Φ3425U-C2B2 ¦ C8P2-Φ3430U-C2B2	14	C8P1-Φ3425U-CEB4 ¦ C8P2-Φ3430U-CEB4	54
AC/DC 2 wire 20-250V N.O. or N.C. Changeable	-		-	
Wiring diagram number				
Dimensions (unit: mm)	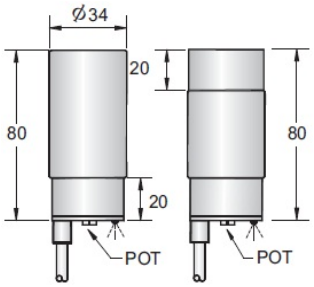		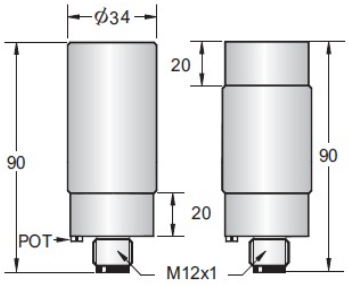	
Cable 2M (PVC)	5.8φ2x0.5		-	
Weight	approx. 248g / approx. 251g		approx. 162g	

Subject to modifications without notice

Tel: +86-755-2646 7962 Fax: +86-755-2646 7925 MSN: dfan852@hotmail.com
Web: www.mountiger.com E-mail: sales@mountiger.com QQ: 873764592

Mountiger Sensing the future

DC CAPACITIVE RING SENSORS

Type	Ring Diameter (mm)	Shielded/non-Shielded	Housing Material	Housing Size(mm)	Terminal Version	Power	Page
R6	6mm	Non-shielded	PBT Plastic	60x35x20	Cable	10-30VDC	B3-01
R6	6mm	Non-shielded	PBT Plastic	60x35x20	Euro-style	10-30VDC	B3-01
R10	10mm	Non-shielded	PBT Plastic	60x35x20	Cable	10-30VDC	B3-02
R10	10mm	Non-shielded	PBT Plastic	60x35x20	Euro-style	10-30VDC	B3-02
R15	15mm	Non-shielded	PBT Plastic	60x35x20	Cable	10-30VDC	B3-03
R15	15mm	Non-shielded	PBT Plastic	60x35x20	Euro-style	10-30VDC	B3-03
R21	21mm	Non-shielded	PBT Plastic	60x35x20	Cable	10-30VDC	B3-04
R21	21mm	Non-shielded	PBT Plastic	60x35x20	Euro-style	10-30VDC	B3-04

DC CAPACITIVE PROXIMITY RING SWITCH(6mm)

Diameter of Ring	6mm		6mm	
Shielded/non-Shielded	Non-Shielded		Non-Shielded	
Switching Distance, Sn mm	20mm		20mm	
Housing Material	PBT		PBT	
With LED/Without LED	With LED		With LED	
Picture				
Operating Voltage and Ripple	10-30VDC(Ripple<10%)		10-30VDC(Ripple<10%)	
Sensitivity	Adjustable		Adjustable	
No Load Current	≤15mA		≤15mA	
Max. Load Current	200mA		200mA	
Leakge Current	≤10μA		≤10μA	
Object speed	Not sultable for detecting fast object		Not sultable for detecting fast object	
Mini. Load Current	-		-	
Voltage Drop	≤1.5V at 200mA		≤1.5V at 200mA	
Adjustment	Muti-turn-pot		Muti-turn-pot	
Pulse Duration	-		-	
Switching Hysteresis	<15%(Sr)		<15%(Sr)	
Repeat Accuracy	<2.0%(Sr)		<2.0%(Sr)	
Protection Category	IP67		IP67	
Operating Temperature	-25 ℃ - +70 ℃		-25 ℃ - +70 ℃	
Temperature Drift	<15%(Sr)		<15%(Sr)	
Min. Target	Diameter 5mm, Length 4mm		Diameter 5mm, Length 4mm	
Reverse Polarity Protection	YES		YES	
Short Circuit Protection	YES		YES	
Overload Trip Point	220-280mA		220-280mA	
EMC	RFI>3V/M; EFT>1KV; ESD>4KV(contact)		RFI>3V/M; EFT>1KV; ESD>4KV(contact)	
Shock/Vibration	IEC60947-5-2 Part 7.4.1 and Part 7.4.2		IEC60947-5-2 Part 7.4.1 and Part 7.4.2	
DC 3 wire 10-30V NPN N.O.	C1P2-R0620N-O3A2	1	C1P2-R0620N-OEA4	31
DC 3 wire 10-30V NPN N.C.	C1P2-R0620N-C3A2	2	C1P2-R0620N-CEA4	32
DC 3 wire 10-30V PNP N.O.	C1P2-R0620P-O3A2	3	C1P2-R0620P-OEA4	33
DC 3 wire 10-30V PNP N.C.	C1P2-R0620P-C3A2	4	C1P2-R0620P-CEA4	34
DC 4 wire 10-30V Changeover PNP (N.O. & N.C.)	C1P2-R0620P-S4A2	6	C1P2-R0620P-SEA4	36
DC 4 wire 10-30V Changeover NPN (N.O. & N.C.)	C1P2-R0620N-S4A2	5	C1P2-R0620N-SEA4	35
DC 2 wire 10-60V N.O.	-		-	
DC 2 wire 10-60V N.C.	-		-	
NAMUR	-		-	
	-		-	
	-		-	
	-		-	
	-		-	
	-		-	
Wiring diagram number				
Dimensions (unit: mm)	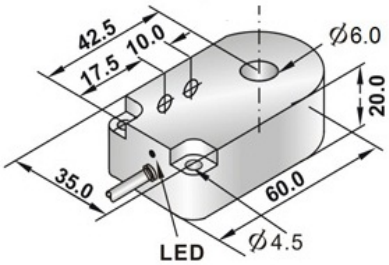		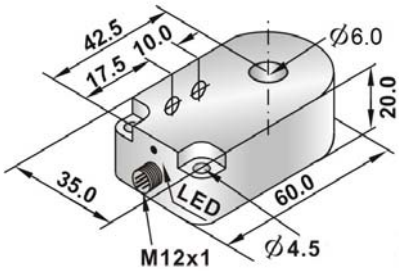	
Cable 2M (PVC)	4φ 3x0.15		M12 Euro-style	
Weight	approx.97g		approx.50g	

Subject to modifications without notice

Tel: +86-755-2646 7962 Fax: +86-755-2646 7925 MSN: dfan852@hotmail.com
Web: www.mountiger.com E-mail: sales@mountiger.com QQ: 873764592

Mountiger Sensing the future

DC CAPACITIVE PROXIMITY RING SWITCH(10mm)

Diameter of Ring	10mm		10mm	
Shielded/non-Shielded	Non-Shielded		Non-Shielded	
Switching Distance, Sn mm	20mm		20mm	
Housing Material	PBT		PBT	
With LED/Without LED	With LED		With LED	
Picture				
Operating Voltage and Ripple	10-30VDC(Ripple<10%)		10-30VDC(Ripple<10%)	
Sensitivity	Adjustable		Adjustable	
No Load Current	≤15mA		≤15mA	
Max. Load Current	200mA		200mA	
Leakge Current	≤10μA		≤10μA	
Object speed	Not sultable for detecting fast object		Not sultable for detecting fast object	
Mini. Load Current	-		-	
Voltage Drop	≤1.5V at 200mA		≤1.5V at 200mA	
Adjustment	Muti-turn-pot		Muti-turn-pot	
Pulse Duration	-		-	
Switching Hysteresis	<15%(Sr)		<15%(Sr)	
Repeat Accuracy	<2.0%(Sr)		<2.0%(Sr)	
Protection Category	IP67		IP67	
Operating Temperature	-25 ℃ - +70 ℃		-25 ℃ - +70 ℃	
Temperature Drift	<10%(Sr)		<10%(Sr)	
Min. Target	Diameter 5mm, Length 4mm		Diameter 5mm, Length 4mm	
Reverse Polarity Protection	YES		YES	
Short Circuit Protection	YES		YES	
Overload Trip Point	220-280mA		220-280mA	
EMC	RFI>3V/M; EFT>1KV; ESD>4KV(contact)		RFI>3V/M; EFT>1KV; ESD>4KV(contact)	
Shock/Vibration	IEC60947-5-2 Part 7.4.1 and Part 7.4.2		IEC60947-5-2 Part 7.4.1 and Part 7.4.2	
DC 3 wire 10-30V NPN N.O.	C1P2-R1020N-O3A2	1	C1P2-R1020N-OEA4	31
DC 3 wire 10-30V NPN N.C.	C1P2-R1020N-C3A2	2	C1P2-R1020N-CEA4	32
DC 3 wire 10-30V PNP N.O.	C1P2-R1020P-O3A2	3	C1P2-R1020P-OEA4	33
DC 3 wire 10-30V PNP N.C.	C1P2-R1020P-C3A2	4	C1P2-R1020P-CEA4	34
DC 4 wire 10-30V Changeover PNP (N.O. & N.C.)	C1P2-R1020P-S4A2	6	C1P2-R1020P-SEA4	36
DC 4 wire 10-30V Changeover NPN (N.O. & N.C.)	C1P2-R1020N-S4A2	5	C1P2-R1020N-SEA4	35
DC 2 wire 10-60V N.O.	-		-	
DC 2 wire 10-60V N.C.	-		-	
NAMUR	-		-	
	-		-	
	-		-	
	-		-	
	-		-	
	-		-	
Wiring diagram number				
Dimensions (unit: mm)	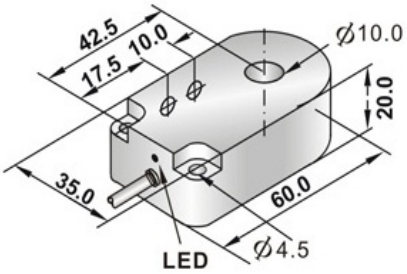		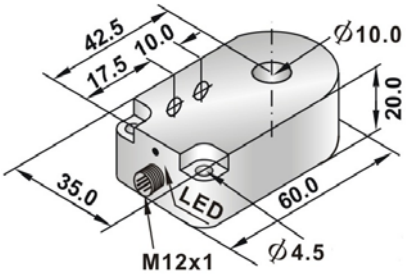	
Cable 2M (PVC)	4φ 3x0.15		M12 Euro-style	
Weight	approx.97g		approx.50g	

Subject to modifications without notice

Tel: +86-755-2646 7962 Fax: +86-755-2646 7925 MSN: dfan852@hotmail.com
Web: www.mountiger.com E-mail: sales@mountiger.com QQ: 873764592

Mountiger Sensing the future

DC CAPACITIVE PROXIMITY RING SWITCH(15mm)

Diameter of Ring	15mm		15mm	
Shielded/non-Shielded	Non-Shielded		Non-Shielded	
Switching Distance, Sn mm	N/A		N/A	
Housing Material	PBT		PBT	
With LED/Without LED	With LED		With LED	
Picture				
Operating Voltage and Ripple	10-30VDC(Ripple<10%)		10-30VDC(Ripple<10%)	
Sensitivity	Adjustable		Adjustable	
No Load Current	≤15mA		≤15mA	
Max. Load Current	200mA		200mA	
Leakge Current	≤10μA		≤10μA	
Object speed	Not sultable for detecting fast object		Not sultable for detecting fast object	
Mini. Load Current	-		-	
Voltage Drop	≤1.5V at 200mA		≤1.5V at 200mA	
Adjustment	Muti-turn-pot		Muti-turn-pot	
Pulse Duration	-		-	
Switching Hysteresis	<15%(Sr)		<15%(Sr)	
Repeat Accuracy	<2.0%(Sr)		<2.0%(Sr)	
Protection Category	IP67		IP67	
Operating Temperature	-25 ℃ - +70 ℃		-25 ℃ - +70 ℃	
Temperature Drift	<10%(Sr)		<10%(Sr)	
Min. Target	Diameter 5mm, Length 6mm		Diameter 5mm, Length 6mm	
Reverse Polarity Protection	YES		YES	
Short Circuit Protection	YES		YES	
Overload Trip Point	220-280mA		220-280mA	
EMC	RFI>3V/M; EFT>1KV; ESD>4KV(contact)		RFI>3V/M; EFT>1KV; ESD>4KV(contact)	
Shock/Vibration	IEC60947-5-2 Part 7.4.1 and Part 7.4.2		IEC60947-5-2 Part 7.4.1 and Part 7.4.2	
DC 3 wire 10-30V NPN N.O.	C1P2-R1520N-O3A2	1	C1P2-R1520N-OEA4	31
DC 3 wire 10-30V NPN N.C.	C1P2-R1520N-C3A2	2	C1P2-R1520N-CEA4	32
DC 3 wire 10-30V PNP N.O.	C1P2-R1520P-O3A2	3	C1P2-R1520P-OEA4	33
DC 3 wire 10-30V PNP N.C.	C1P2-R1520P-C3A2	4	C1P2-R1520P-CEA4	34
DC 4 wire 10-30V Changeover PNP (N.O. & N.C.)	C1P2-R1520P-S4A2	6	C1P2-R1520P-SEA4	36
DC 4 wire 10-30V Changeover NPN (N.O. & N.C.)	C1P2-R1520N-S4A2	5	C1P2-R1520N-SEA4	35
DC 2 wire 10-60V N.O.	-		-	
DC 2 wire 10-60V N.C.	-		-	
NAMUR	-		-	
	-		-	
	-		-	
	-		-	
	-		-	
	-		-	
Wiring diagram number				
Dimensions (unit: mm)	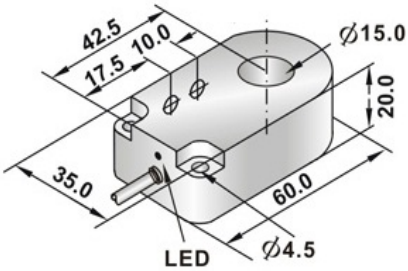		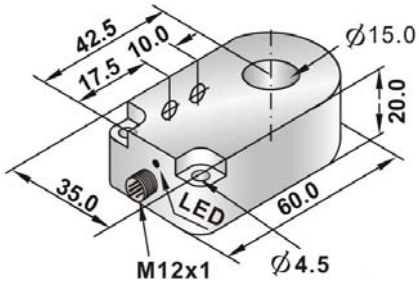	
Cable 2M (PVC)	4φ 3x0.15		M12 Euro-style	
Weight	approx.95g		approx.50g	

Subject to modifications without notice

Tel: +86-755-2646 7962 Fax: +86-755-2646 7925 MSN: dfan852@hotmail.com
Web: www.mountiger.com E-mail: sales@mountiger.com QQ: 873764592

Mountiger Sensing the future

DC CAPACITIVE PROXIMITY RING SWITCH(21mm)

Diameter of Ring	21mm		21mm	
Shielded/non-Shielded	Non-Shielded		Non-Shielded	
Switching Distance, Sn mm	N/A		N/A	
Housing Material	PBT		PBT	
With LED/Without LED	With LED		With LED	
Picture				
Operating Voltage and Ripple	10-30VDC(Ripple<10%)		10-30VDC(Ripple<10%)	
Sensitivity	Adjustable		Adjustable	
No Load Current	≤15mA		≤15mA	
Max. Load Current	200mA		200mA	
Leakge Current	≤10μA		≤10μA	
Object speed	Not sultable for detecting fast object		Not sultable for detecting fast object	
Mini. Load Current	-		-	
Voltage Drop	≤1.5V at 200mA		≤1.5V at 200mA	
Adjustment	Muti-turn-pot		Muti-turn-pot	
Pulse Duration	-		-	
Switching Hysteresis	<15%(Sr)		<15%(Sr)	
Repeat Accuracy	<2.0%(Sr)		<2.0%(Sr)	
Protection Category	IP67		IP67	
Operating Temperature	-25 ℃ - +70 ℃		-25 ℃ - +70 ℃	
Temperature Drift	<10%(Sr)		<10%(Sr)	
Min. Target	Diameter 6mm, Length 12mm		Diameter 6mm, Length 12mm	
Reverse Polarity Protection	YES		YES	
Short Circuit Protection	YES		YES	
Overload Trip Point	220-280mA		220-280mA	
EMC	RFI>3V/M; EFT>1KV; ESD>4KV(contact)		RFI>3V/M; EFT>1KV; ESD>4KV(contact)	
Shock/Vibration	IEC60947-5-2 Part 7.4.1 and Part 7.4.2		IEC60947-5-2 Part 7.4.1 and Part 7.4.2	
DC 3 wire 10-30V NPN N.O.	C1P2-R2120N-O3A2	1	C1P2-R2120N-OEA4	31
DC 3 wire 10-30V NPN N.C.	C1P2-R2120N-C3A2	2	C1P2-R2120N-CEA4	32
DC 3 wire 10-30V PNP N.O.	C1P2-R2120P-O3A2	3	C1P2-R2120P-OEA4	33
DC 3 wire 10-30V PNP N.C.	C1P2-R2120P-C3A2	4	C1P2-R2120P-CEA4	34
DC 4 wire 10-30V Changeover PNP (N.O. & N.C.)	C1P2-R2120P-S4A2	6	C1P2-R2120P-SEA4	36
DC 4 wire 10-30V Changeover NPN (N.O. & N.C.)	C1P2-R2120N-S4A2	5	C1P2-R2120N-SEA4	35
DC 2 wire 10-60V N.O.	-		-	
DC 2 wire 10-60V N.C.	-		-	
NAMUR	-		-	
	-		-	
	-		-	
	-		-	
	-		-	
	-		-	
Wiring diagram number				
Dimensions (unit: mm)	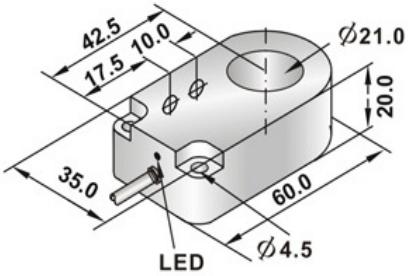		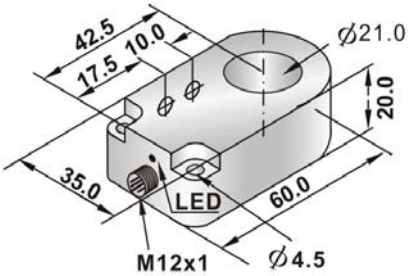	
Cable 2M (PVC)	4φ 3x0.15		M12 Euro-style	
Weight	approx.91g		approx.50g	

Subject to modifications without notice

Tel: +86-755-2646 7962 Fax: +86-755-2646 7925 MSN: dfan852@hotmail.com
Web: www.mountiger.com E-mail: sales@mountiger.com QQ: 873764592

Mountiger Sensing the future

DC HIGH TEMPERATURE CAPACITIVE PROXIMITY SWITCH

Type	Sn (mm)	Shielded/ non-Shielded	Housing Material	Housing Size(mm)	Temperature (°Centigrade)	Power	Page
M 8	1mm / 2mm	Shielded/ Non-Shiedled	Nickel plated brass	M8x45	120°C	10-30VDC	B4-01
M12	1-3mm Adjustable/ 1-6mm Adjustable	Shielded/ Non-Shiedled	Nickel plated brass	M12x50	120°C	10-30VDC	B4-01
M12	1-3mm Adjustable / 1-6mm Adjustable	Shielded/ Non-Shiedled	Nickel plated brass	M12x50	150°C	10-30VDC	B4-02
M18	2-8mm Adjustable / 2-15mm Adjustable	Shielded/ Non-Shiedled	Nickel plated brass	M18x55	120°C	10-30VDC	B4-02
M18	2-8mm Adjustable / 2-15mm Adjustable	Shielded/ Non-Shiedled	Nickel plated brass	M18x55	150°C	10-30VDC	B4-03
M18	2-8mm Adjustable / 2-15mm Adjustable	Shielded/ Non-Shiedled	Nickel plated brass	M18x55	180°C	10-30VDC	B4-03
M30	2-20mm Adjustable / 2-30mm Adjustable	Shielded/ Non-Shiedled	Nickel plated brass	M30x55	120°C	10-30VDC	B4-04
M30	2-20mm Adjustable / 2-30mm Adjustable	Shielded/ Non-Shiedled	Nickel plated brass	M30x55	150°C	10-30VDC	B4-04
M30	2-20mm Adjustable / 2-30mm Adjustable	Shielded/ Non-Shiedled	Nickel plated brass	M30x55	180°C	10-30VDC	B4-05

DC HIGH TEMPERATURE CAPACITIVE PROXIMITY SWITCH(M8 M12)

Diameter	M8		M12	
Shielded/non-Shielded	Shielded/ Non-Shiedled		Shielded/ Non-Shiedled	
Switching Distance Sn mm	1mm / 2mm		1-3mm adjustable / 1-6mm adjustable	
Housing Material	Nickel plated brass		Nickel plated brass	
With LED/Without LED	Without LED		Without LED	
Picture				
Operating Voltage	10-30VDC		10-30VDC	
Ripple	<10%		<10%	
No Load Current	<10mA		<10mA	
Max. Load Current	120mA		120mA	
Leakge Current	<0.01mA		<0.01mA	
Voltage Drop	<2VDC		<2VDC	
Switching Frequency	100HZ		100HZ	
Response Time	1.5ms / 1.5ms		1.5ms / 1.5ms	
Switching Hysteresis	<15%(Sr)		<15%(Sr)	
Repeat Accuracy	<5%(Sr)		<5%(Sr)	
Protection Category	IP67		IP67	
Operating Temperature	-25 ℃ - +120 ℃		-25 ℃ - +120 ℃	
Temperature Drift	<10%(Sr)		<10%(Sr)	
Short Circuit Protection	YES		YES	
Overload Trip Point	150mA		150mA	
Material Active Face	PTFE		PTFE	
DC 3 wire 10-30V NPN N.O.	TC1B1-M0801N-O3A2-120 ¦ TC1B2-M0802N-O3A2-120	1	TC1B1-M1203N-O3A2-120 ¦ TC1B2-M1206N-O3A2-120	1
DC 3 wire 10-30V NPN N.C.	TC1B1-M0801N-C3A2-120 ¦ TC1B2-M0802N-C3A2-120	2	TC1B1-M1203N-C3A2-120 ¦ TC1B2-M1206N-C3A2-120	2
DC 3 wire 10-30V PNP N.O.	TC1B1-M0801P-O3A2-120 ¦ TC1B2-M0802P-O3A2-120	3	TC1B1-M1203P-O3A2-120 ¦ TC1B2-M1206P-O3A2-120	3
DC 3 wire 10-30V PNP N.C.	TC1B1-M0801P-C3A2-120 ¦ TC1B2-M0802P-C3A2-120	4	TC1B1-M1203P-C3A2-120 ¦ TC1B2-M1206P-C3A2-120	4
DC 4 wire 10-30V Changeover PNP (N.O. & N.C.)	-		-	
DC 4 wire 10-30V Changeover NPN (N.O. & N.C.)	-		-	
DC 2 wire 10-60V N.O.	-		-	
DC 2 wire 10-60V N.C.	-		-	
DC 3 wire 10-55V NPN N.O.	-		-	
DC 3 wire 10-55V NPN N.C.	-		-	
DC 3 wire 10-55V PNP N.O.	-		-	
DC 3 wire 10-55V PNP N.C.	-		-	
DC 3 wire 5-36V PNP N.C.	-		-	
DC 3 wire 5-36V PNP N.O.	-		-	
DC 3 wire 5-36V NPN N.C.	-		-	
DC 3 wire 5-36V NPN N.O.	-		-	
DC 4 wire 5-36V Changeover PNP (N.O & N.C.)	-		-	
DC 4 wire 5-36V Changeover NPN (N.O & N.C.)	-		-	
Wiring diagram number_				
Dimensions (unit: mm)	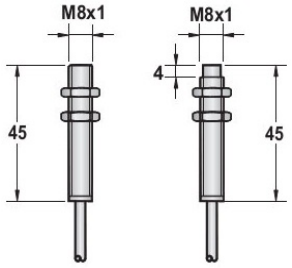		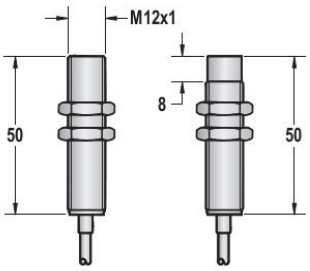	
Cable 2M (PTFE or Silicone)	3.5φ3x0.34 PTFE or 4.8φ3x0.34 Silicone		3.5φ3x0.34 PTFE or 4.8φ3x0.34 Silicone	
Weight	approx.80 g		approx.140g	

Subject to modifications without notice

Tel: +86-755-2646 7962 Fax: +86-755-2646 7925 MSN: dfan852@hotmail.com
Web: www.mountiger.com E-mail: sales@mountiger.com QQ: 873764592

Mountiger Sensing the future

DC HIGH TEMPERATURE CAPACITIVE PROXIMITY SWITCH(M12 M18)

Diameter	M12		M18	
Shielded/non-Shielded	Shielded/ Non-Shiedled		Shielded/ Non-Shiedled	
Switching Distance Sn mm	1-3mm adjustable / 1-6mm adjustable		2-8mm adjustable / 2-15mm adjustable	
Housing Material	Nickel plated brass		Nickel plated brass	
With LED/Without LED	Without LED		Without LED	
Picture				
Operating Voltage	10-30VDC		10-30VDC	
Ripple	<10%		<10%	
No Load Current	<10mA		<10mA	
Max. Load Current	100mA		120mA	
Leakge Current	<0.01mA		<0.01mA	
Voltage Drop	<2VDC		<2VDC	
Switching Frequency	100HZ		100HZ	
Response Time	1.5ms / 1.5ms		1.5ms / 1.5ms	
Switching Hysteresis	<15%(Sr)		<15%(Sr)	
Repeat Accuracy	<5%(Sr)		<5%(Sr)	
Protection Category	IP67		IP67	
Operating Temperature	-25 ℃ - +150 ℃		-25 ℃ - +120 ℃	
Temperature Drift	<10%(Sr)		<10%(Sr)	
Short Circuit Protection	YES		YES	
Overload Trip Point	120mA		150mA	
Material Active Face	PTFE		PTFE	
DC 3 wire 10-30V NPN N.O.	TC1B1-M1203N-O3A2-150 ¦ TC1B2-M1206N-O3A2-150	1	TC1B1-M1808N-O3A2-120 ¦ TC1B2-M1815N-O3A2-120	1
DC 3 wire 10-30V NPN N.C.	TC1B1-M1203N-C3A2-150 ¦ TC1B2-M1206N-C3A2-150	2	TC1B1-M1808N-C3A2-120 ¦ TC1B2-M1815N-C3A2-120	2
DC 3 wire 10-30V PNP N.O.	TC1B1-M1203P-O3A2-150 ¦ TC1B2-M1206P-O3A2-150	3	TC1B1-M1808P-O3A2-120 ¦ TC1B2-M1815P-O3A2-120	3
DC 3 wire 10-30V PNP N.C.	TC1B1-M1203P-C3A2-150 ¦ TC1B2-M1206P-C3A2-150	4	TC1B1-M1808P-C3A2-120 ¦ TC1B2-M1815P-C3A2-120	4
DC 4 wire 10-30V Changeover PNP (N.O. & N.C.)	-		-	
DC 4 wire 10-30V Changeover NPN (N.O. & N.C.)	-		-	
DC 2 wire 10-60V N.O.	-		-	
DC 2 wire 10-60V N.C.	-		-	
DC 3 wire 10-55V NPN N.O.	-		-	
DC 3 wire 10-55V NPN N.C.	-		-	
DC 3 wire 10-55V PNP N.O.	-		-	
DC 3 wire 10-55V PNP N.C.	-		-	
DC 3 wire 5-36V PNP N.C.	-		-	
DC 3 wire 5-36V PNP N.O.	-		-	
DC 3 wire 5-36V NPN N.C.	-		-	
DC 3 wire 5-36V NPN N.O.	-		-	
DC 4 wire 5-36V Changeover PNP (N.O & N.C.)	-		-	
DC 4 wire 5-36V Changeover NPN (N.O & N.C.)	-		-	
Wiring diagram number_				
Dimensions (unit: mm)	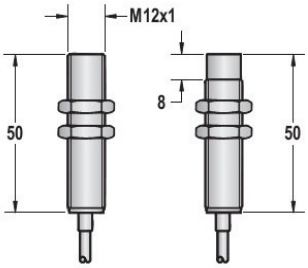		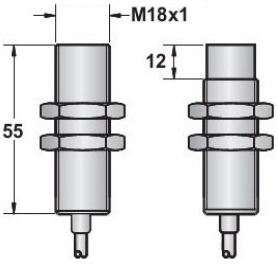	
Cable 2M (PTFE or Silicone)	approx.140g		approx.300g	
Weight	约140克		约300克	

Subject to modifications without notice

Tel: +86-755-2646 7962 Fax: +86-755-2646 7925 MSN: dfan852@hotmail.com
Web: www.mountiger.com E-mail: sales@mountiger.com QQ: 873764592

Mountiger Sensing the future

DC HIGH TEMPERATURE CAPACITIVE PROXIMITY SWITCH(M18)

Diameter	M18		M18	
Shielded/non-Shielded	Shielded/ Non-Shiedled		Shielded/ Non-Shiedled	
Switching Distance Sn mm	2-8mm adjustable / 2-15mm adjustable		2-8mm adjustable / 2-15mm adjustable	
Housing Material	Nickel plated brass		Nickel plated brass	
With LED/Without LED	Without LED		Without LED	
Picture				
Operating Voltage	10-30VDC		10-30VDC	
Ripple	<10%		<10%	
No Load Current	<10mA		<10mA	
Max. Load Current	100mA		80mA	
Leakge Current	<0.01mA		<0.01mA	
Voltage Drop	<2VDC		<2VDC	
Switching Frequency	100HZ		100HZ	
Response Time	1.5ms / 1.5ms		1.5ms / 1.5ms	
Switching Hysteresis	<15%(Sr)		<15%(Sr)	
Repeat Accuracy	<5%(Sr)		<5%(Sr)	
Protection Category	IP67		IP67	
Operating Temperature	-25 ℃ - +150 ℃		-25 ℃ - +180 ℃	
Temperature Drift	<10%(Sr)		<10%(Sr)	
Short Circuit Protection	YES		YES	
Overload Trip Point	120mA		100mA	
Material Active Face	PTFE		PTFE	
DC 3 wire 10-30V NPN N.O.	TC1B1-M1808N-O3A2-150 ¦ TC1B2-M1815N-O3A2-150	1	TC1B1-M1808N-O3A2-180 ¦ TC1B2-M1815N-O3A2-180	1
DC 3 wire 10-30V NPN N.C.	TC1B1-M1808N-C3A2-150 ¦ TC1B2-M1815N-C3A2-150	2	TC1B1-M1808N-C3A2-180 ¦ TC1B2-M1815N-C3A2-180	2
DC 3 wire 10-30V PNP N.O.	TC1B1-M1808P-O3A2-150 ¦ TC1B2-M1815P-O3A2-150	3	TC1B1-M1808P-O3A2-180 ¦ TC1B2-M1815P-O3A2-180	3
DC 3 wire 10-30V PNP N.C.	TC1B1-M1808P-C3A2-150 ¦ TC1B2-M1815P-C3A2-150	4	TC1B1-M1808P-C3A2-180 ¦ TC1B2-M1815P-C3A2-180	4
DC 4 wire 10-30V Changeover PNP (N.O. & N.C.)	-		-	
DC 4 wire 10-30V Changeover NPN (N.O. & N.C.)	-		-	
DC 2 wire 10-60V N.O.	-		-	
DC 2 wire 10-60V N.C.	-		-	
DC 3 wire 10-55V NPN N.O.	-		-	
DC 3 wire 10-55V NPN N.C.	-		-	
DC 3 wire 10-55V PNP N.O.	-		-	
DC 3 wire 10-55V PNP N.C.	-		-	
DC 3 wire 5-36V PNP N.C.	-		-	
DC 3 wire 5-36V PNP N.O.	-		-	
DC 3 wire 5-36V NPN N.C.	-		-	
DC 3 wire 5-36V NPN N.O.	-		-	
DC 4 wire 5-36V Changeover PNP (N.O & N.C.)	-		-	
DC 4 wire 5-36V Changeover NPN (N.O & N.C.)	-		-	
Wiring diagram number_				
Dimensions (unit: mm)	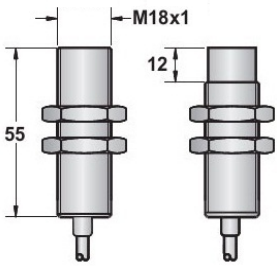		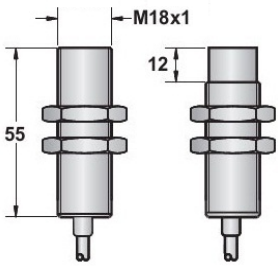	
Cable 2M (PTFE or Silicone)	3.5φ3x0.34 PTFE or 4.8φ3x0.34 Silicone		3.5φ3x0.34 PTFE or 4.8φ3x0.34 Silicone	
Weight	approx.300g		approx.300g	

Subject to modifications without notice

Tel: +86-755-2646 7962 Fax: +86-755-2646 7925 MSN: dfan852@hotmail.com
Web: www.mountiger.com E-mail: sales@mountiger.com QQ: 873764592

Mountiger Sensing the future

DC HIGH TEMPERATURE CAPACITIVE PROXIMITY SWITCH(M30)

Diameter	M30		M30	
Shielded/non-Shielded	Shielded/ Non-Shiedled		Shielded/ Non-Shiedled	
Switching Distance Sn mm	2-20mm adjustable / 2-30mm adjustable		2-20mm adjustable / 2-30mm adjustable	
Housing Material	Nickel plated brass		Nickel plated brass	
With LED/Without LED	Without LED		Without LED	
Picture				
Operating Voltage	10-30VDC		10-30VDC	
Ripple	<10%		<10%	
No Load Current	<10mA		<10mA	
Max. Load Current	120mA		100mA	
Leakge Current	<0.01mA		<0.01mA	
Voltage Drop	<2VDC		<2VDC	
Switching Frequency	100HZ		100HZ	
Response Time	1.5ms / 1.5ms		1.5ms / 1.5ms	
Switching Hysteresis	<15%(Sr)		<15%(Sr)	
Repeat Accuracy	<5%(Sr)		<5%(Sr)	
Protection Category	IP67		IP67	
Operating Temperature	-25 ℃ - +120 ℃		-25 ℃ - +150 ℃	
Temperature Drift	<10%(Sr)		<10%(Sr)	
Short Circuit Protection	YES		YES	
Overload Trip Point	150mA		120mA	
Material Active Face	PTFE		PTFE	
DC 3 wire 10-30V NPN N.O.	TC1B1-M3020N-O3A2-120 ¦ TC1B2-M3030N-O3A2-120	1	TC1B1-M3020N-O3A2-150 ¦ TC1B2-M3030N-O3A2-150	1
DC 3 wire 10-30V NPN N.C.	TC1B1-M3020N-C3A2-120 ¦ TC1B2-M3030N-C3A2-120	2	TC1B1-M3020N-C3A2-150 ¦ TC1B2-M3030N-C3A2-150	2
DC 3 wire 10-30V PNP N.O.	TC1B1-M3020P-O3A2-120 ¦ TC1B2-M3030P-O3A2-120	3	TC1B1-M3020P-O3A2-150 ¦ TC1B2-M3030P-O3A2-150	3
DC 3 wire 10-30V PNP N.C.	TC1B1-M3020P-C3A2-120 ¦ TC1B2-M3030P-C3A2-120	4	TC1B1-M3020P-C3A2-150 ¦ TC1B2-M3030P-C3A2-150	4
DC 4 wire 10-30V Changeover PNP (N.O. & N.C.)	-		-	
DC 4 wire 10-30V Changeover NPN (N.O. & N.C.)	-		-	
DC 2 wire 10-60V N.O.	-		-	
DC 2 wire 10-60V N.C.	-		-	
DC 3 wire 10-55V NPN N.O.	-		-	
DC 3 wire 10-55V NPN N.C.	-		-	
DC 3 wire 10-55V PNP N.O.	-		-	
DC 3 wire 10-55V PNP N.C.	-		-	
DC 3 wire 5-36V PNP N.C.	-		-	
DC 3 wire 5-36V PNP N.O.	-		-	
DC 3 wire 5-36V NPN N.C.	-		-	
DC 3 wire 5-36V NPN N.O.	-		-	
DC 4 wire 5-36V Changeover PNP (N.O & N.C.)	-		-	
DC 4 wire 5-36V Changeover NPN (N.O & N.C.)	-		-	
Wiring diagram number_				
Dimensions (unit: mm)	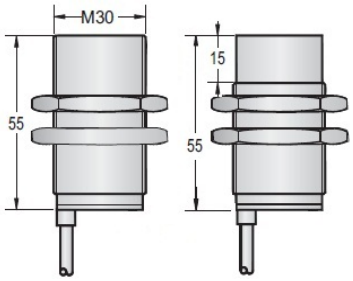		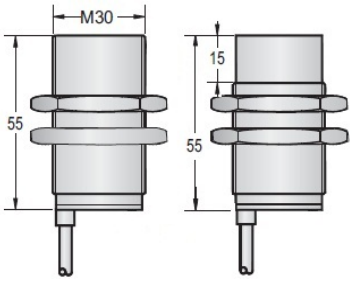	
Cable 2M (PTFE or Silicone)	3.5φ3x0.34 PTFE or 4.8φ3x0.34 Silicone		3.5φ3x0.34 PTFE or 4.8φ3x0.34 Silicone	
Weight	approx.420g		approx.420g	

Subject to modifications without notice

Tel: +86-755-2646 7962 Fax: +86-755-2646 7925 MSN: dfan852@hotmail.com
Web: www.mountiger.com E-mail: sales@mountiger.com QQ: 873764592

Mountiger Sensing the future

DC HIGH TEMPERATURE CAPACITIVE PROXIMITY SWITCH(M30)

Diameter	M30			
Shielded/non-Shielded	Shielded/ Non-Shiedled			
Switching Distance Sn mm	2-20mm adjustable / 2-30mm adjustable			
Housing Material	Nickel plated brass			
With LED/Without LED	Without LED			
Picture				
Operating Voltage	10-30VDC			
Ripple	<10%			
No Load Current	<10mA			
Max. Load Current	80mA			
Leakge Current	<0.01mA			
Voltage Drop	<2VDC			
Switching Frequency	100HZ			
Response Time	1.5ms / 1.5ms			
Switching Hysteresis	<15%(Sr)			
Repeat Accuracy	<5%(Sr)			
Protection Category	IP67			
Operating Temperature	-25°C- +180°C			
Temperature Drift	<10%(Sr)			
Short Circuit Protection	YES			
Overload Trip Point	100mA			
Material Active Face	PTFE			
DC 3 wire 10-30V NPN N.O.	TC1B1-M3020N-O3A2-180 ¦ TC1B2-M3030N-O3A2-180	1		
DC 3 wire 10-30V NPN N.C.	TC1B1-M3020N-C3A2-180 ¦ TC1B2-M3030N-C3A2-180	2		
DC 3 wire 10-30V PNP N.O.	TC1B1-M3020P-O3A2-180 ¦ TC1B2-M3030P-O3A2-180	3		
DC 3 wire 10-30V PNP N.C.	TC1B1-M3020P-C3A2-180 ¦ TC1B2-M3030P-C3A2-180	4		
DC 4 wire 10-30V Changeover PNP (N.O. & N.C.)	-			
DC 4 wire 10-30V Changeover NPN (N.O. & N.C.)	-			
DC 2 wire 10-60V N.O.	-			
DC 2 wire 10-60V N.C.	-			
DC 3 wire 10-55V NPN N.O.	-			
DC 3 wire 10-55V NPN N.C.	-			
DC 3 wire 10-55V PNP N.O.	-			
DC 3 wire 10-55V PNP N.C.	-			
DC 3 wire 5-36V PNP N.C.	-			
DC 3 wire 5-36V PNP N.O.	-			
DC 3 wire 5-36V NPN N.C.	-			
DC 3 wire 5-36V NPN N.O.	-			
DC 4 wire 5-36V Changeover PNP (N.O & N.C.)	-			
DC 4 wire 5-36V Changeover NPN (N.O & N.C.)	-			
Wiring diagram number_				
Dimensions (unit: mm)	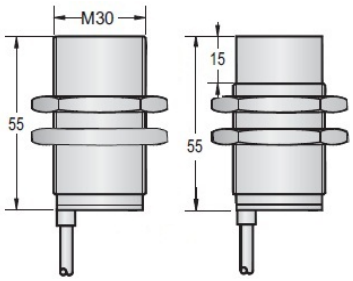			
Cable 2M (PTFE or Silicone)	3.5φ3x0.34 PTFE or 4.8φ3x0.34 Silicone			
Weight	approx.420g			

Subject to modifications without notice

Tel: +86-755-2646 7962 Fax: +86-755-2646 7925 MSN: dfan852@hotmail.com
Web: www.mountiger.com E-mail: sales@mountiger.com QQ: 873764592

Mountiger Sensing the future

DC LOW TEMPERATURE CAPACITIVE PROXIMITY SWITCH

Type	Sn (mm)	Shielded/ Non-Shiedled	Housing Material	Housing Size(mm)	Temperature (°Centigrade)	Power	Page
M 8	1mm / 2mm	Shielded/ Non-Shiedled	Nickel plated brass	M8x45	- 30°C	10-30VDC	B5-01
M12	1-3mm Adjustable/ 1-6mm Adjustable	Shielded/ Non-Shiedled	Nickel plated brass	M12x50	- 30°C	10-30VDC	B5-01
M18	2-8mm Adjustable / 2-15mm Adjustable	Shielded/ Non-Shiedled	Nickel plated brass	M18x55	- 30°C	10-30VDC	B5-02
M30	2-20mm Adjustable / 2-30mm Adjustable	Shielded/ Non-Shiedled	Nickel plated brass	M30x55	- 30°C	10-30VDC	B5-02
M 8	1mm / 2mm	Shielded/ Non-Shiedled	Nickel plated brass	M8x45	- 40°C	10-30VDC	B5-03
M12	1-3mm Adjustable/ 1-6mm Adjustable	Shielded/ Non-Shiedled	Nickel plated brass	M12x50	- 40°C	10-30VDC	B5-03
M18	2-8mm Adjustable / 2-15mm Adjustable	Shielded/ Non-Shiedled	Nickel plated brass	M18x55	- 40°C	10-30VDC	B5-04
M30	2-20mm Adjustable / 2-30mm Adjustable	Shielded/ Non-Shiedled	Nickel plated brass	M30x55	- 40°C	10-30VDC	B5-04

DC LOW TEMPERATURE CAPACITIVE PROXIMITY SWITCH(M8 M12)

Diameter	M8		M12	
Shielded/non-Shielded	Shielded/ Non-Shiedled		Shielded/ Non-Shiedled	
Switching Distance Sn mm	1mm / 2mm		1-3mm adjustable / 1-6mm adjustable	
Housing Material	Nickel plated brass		Nickel plated brass	
Picture				
Operating Voltage	10-30VDC		10-30VDC	
Ripple	<10%		<10%	
No Load Current	<10mA		<10mA	
Max. Load Current	200mA		200mA	
Leakge Current	<0.01mA		<0.01mA	
Voltage Drop	<2VDC		<2VDC	
Switching Frequency	100HZ		100HZ	
Response Time	1.5ms / 1.5ms		1.5ms / 1.5ms	
Switching Hysteresis	<15%(Sr)		<15%(Sr)	
Repeat Accuracy	<5%(Sr)		<5%(Sr)	
Protection Category	IP67		IP67	
Operating Temperature	-30 ℃ - +70 ℃		-30 ℃ - +70 ℃	
Temperature Drift	<10%(Sr)		<10%(Sr)	
Short Circuit Protection	YES		YES	
Overload Trip Point	220mA		220mA	
Material Active Face	PTFE(Teflon)		PTFE(Teflon)	
DC 3 wire 10-30V NPN N.O.	LC1B1-M0801N-O3A2/-30 ¦ LC1B2-M0802N-O3A2/-30	1	LC1B1-M1203N-O3A2/-30 ¦ LC1B2-M1206N-O3A2/-30	1
DC 3 wire 10-30V NPN N.C.	LC1B1-M0801N-C3A2/-30 ¦ LC1B2-M0802N-C3A2/-30	2	LC1B1-M1203N-C3A2/-30 ¦ LC1B2-M1206N-C3A2/-30	2
DC 3 wire 10-30V PNP N.O.	LC1B1-M0801P-O3A2/-30 ¦ LC1B2-M0802P-O3A2/-30	3	LC1B1-M1203P-O3A2/-30 ¦ LC1B2-M1206P-O3A2/-30	3
DC 3 wire 10-30V PNP N.C.	LC1B1-M0801P-C3A2/-30 ¦ LC1B2-M0802P-C3A2/-30	4	LC1B1-M1203P-C3A2/-30 ¦ LC1B2-M1206P-C3A2/-30	4
DC 4 wire 10-30V Changeover PNP (N.O. & N.C.)	-		-	
DC 4 wire 10-30V Changeover NPN (N.O. & N.C.)	-		-	
DC 2 wire 10-60V N.O.	-		-	
DC 2 wire 10-60V N.C.	-		-	
DC 3 wire 10-55V NPN N.O.	-		-	
DC 3 wire 10-55V NPN N.C.	-		-	
DC 3 wire 10-55V PNP N.O.	-		-	
DC 3 wire 10-55V PNP N.C.	-		-	
DC 3 wire 5-36V PNP N.C.	-		-	
DC 3 wire 5-36V PNP N.O.	-		-	
DC 3 wire 5-36V NPN N.C.	-		-	
DC 3 wire 5-36V NPN N.O.	-		-	
DC 4 wire 5-36V Changeover PNP (N.O & N.C.)	-		-	
DC 4 wire 5-36V Changeover NPN (N.O & N.C.)	-		-	
Wiring diagram number				
Dimensions (unit: mm)	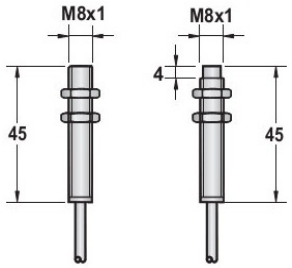		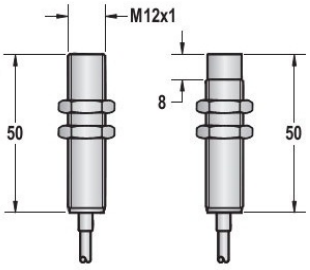	
Cable 2M	3.5φ3x0.34 PTFE or 4.8φ3x0.34 Silicone		3.5φ3x0.34 PTFE or 4.8φ3x0.34 Silicone	
Weight	approx.80 g		approx.140g	

Subject to modifications without notice

Tel: +86-755-2646 7962 Fax: +86-755-2646 7925 MSN: dfan852@hotmail.com
Web: www.mountiger.com E-mail: sales@mountiger.com QQ: 873764592

Mountiger Sensing the future

DC LOW TEMPERATURE CAPACITIVE PROXIMITY SWITCH(M18 M30)

Diameter	M18		M30	
Shielded/non-Shielded	Shielded/ Non-Shiedled		Shielded/ Non-Shiedled	
Switching Distance Sn mm	2-8mm adjustable / 2-15mm adjustable		2-20mm adjustable / 2-30mm adjustable	
Housing Material	Nickel plated brass		Nickel plated brass	
Picture				
Operating Voltage	10-30VDC		10-30VDC	
Ripple	<10%		<10%	
No Load Current	<10mA		<10mA	
Max. Load Current	200mA		200mA	
Leakge Current	<0.01mA		<0.01mA	
Voltage Drop	<2VDC		<2VDC	
Switching Frequency	100HZ		100HZ	
Response Time	1.5ms / 1.5ms		1.5ms / 1.5ms	
Switching Hysteresis	<15%(Sr)		<15%(Sr)	
Repeat Accuracy	<5%(Sr)		<5%(Sr)	
Protection Category	IP67		IP67	
Operating Temperature	-30 ℃ - +70 ℃		-30 ℃ - +70 ℃	
Temperature Drift	<10%(Sr)		<10%(Sr)	
Short Circuit Protection	YES		YES	
Overload Trip Point	220mA		220mA	
Material Active Face	PTFE(Teflon)		PTFE(Teflon)	
DC 3 wire 10-30V NPN N.O.	LC1B1-M1808N-O3A2/-30 ¦ LC1B2-M1815N-O3A2/-30	1	LC1B1-M3020N-O3A2/-30 ¦ LC1B2-M3030N-O3A2/-30	1
DC 3 wire 10-30V NPN N.C.	LC1B1-M1808N-C3A2/-30 ¦ LC1B2-M1815N-C3A2/-30	2	LC1B1-M3020N-C3A2/-30 ¦ LC1B2-M3030N-C3A2/-30	2
DC 3 wire 10-30V PNP N.O.	LC1B1-M1808P-O3A2/-30 ¦ LC1B2-M1815P-O3A2/-30	3	LC1B1-M3020P-O3A2/-30 ¦ LC1B2-M3030P-O3A2/-30	3
DC 3 wire 10-30V PNP N.C.	LC1B1-M1808P-C3A2/-30 ¦ LC1B2-M1815P-C3A2/-30	4	LC1B1-M3020P-C3A2/-30 ¦ LC1B2-M3030P-C3A2/-30	4
DC 4 wire 10-30V Changeover PNP (N.O. & N.C.)	-		-	
DC 4 wire 10-30V Changeover NPN (N.O. & N.C.)	-		-	
DC 2 wire 10-60V N.O.	-		-	
DC 2 wire 10-60V N.C.	-		-	
DC 3 wire 10-55V NPN N.O.	-		-	
DC 3 wire 10-55V NPN N.C.	-		-	
DC 3 wire 10-55V PNP N.O.	-		-	
DC 3 wire 10-55V PNP N.C.	-		-	
DC 3 wire 5-36V PNP N.C.	-		-	
DC 3 wire 5-36V PNP N.O.	-		-	
DC 3 wire 5-36V NPN N.C.	-		-	
DC 3 wire 5-36V NPN N.O.	-		-	
DC 4 wire 5-36V Changeover PNP (N.O & N.C.)	-		-	
DC 4 wire 5-36V Changeover NPN (N.O & N.C.)	-		-	
Wiring diagram number				
Dimensions (unit: mm)	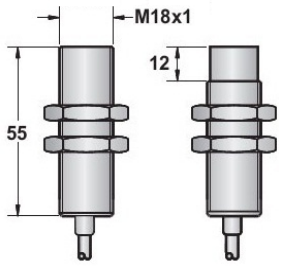		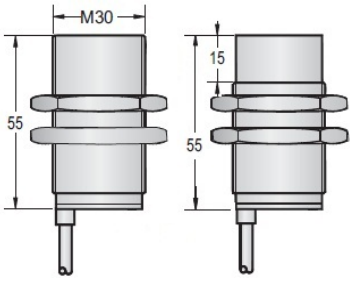	
Cable 2M	3.5φ3x0.34 PTFE or 4.8φ3x0.34 Silicone		3.5φ3x0.34 PTFE or 4.8φ3x0.34 Silicone	
Weight	approx.300g		approx.420g	

Subject to modifications without notice

Tel: +86-755-2646 7962 Fax: +86-755-2646 7925 MSN: dfan852@hotmail.com
Web: www.mountiger.com E-mail: sales@mountiger.com QQ: 873764592

Mountiger Sensing the future

DC LOW TEMPERATURE CAPACITIVE PROXIMITY SWITCH(M8 M12)

Diameter	M8		M12	
Shielded/non-Shielded	Shielded/ Non-Shiedled		Shielded/ Non-Shiedled	
Switching Distance Sn mm	1mm / 2mm		1-3mm adjustable / 1-6mm adjustable	
Housing Material	Nickel plated brass		Nickel plated brass	
Picture				
Operating Voltage	10-30VDC		10-30VDC	
Ripple	<10%		<10%	
No Load Current	<10mA		<10mA	
Max. Load Current	200mA		200mA	
Leakge Current	<0.01mA		<0.01mA	
Voltage Drop	<2VDC		<2VDC	
Switching Frequency	100HZ		100HZ	
Response Time	1.5ms / 1.5ms		1.5ms / 1.5ms	
Switching Hysteresis	<15%(Sr)		<15%(Sr)	
Repeat Accuracy	<5%(Sr)		<5%(Sr)	
Protection Category	IP67		IP67	
Operating Temperature	-40 ℃ - +70 ℃		-40 ℃ - +70 ℃	
Temperature Drift	<10%(Sr)		<10%(Sr)	
Short Circuit Protection	YES		YES	
Overload Trip Point	220mA		220mA	
Material Active Face	PTFE(Teflon)		PTFE(Teflon)	
DC 3 wire 10-30V NPN N.O.	LC1B1-M0801N-O3A2/-40 ¦ LC1B2-M0802N-O3A2/-40	1	LC1B1-M1203N-O3A2/-40 ¦ LC1B2-M1206N-O3A2/-40	1
DC 3 wire 10-30V NPN N.C.	LC1B1-M0801N-C3A2/-40 ¦ LC1B2-M0802N-C3A2/-40	2	LC1B1-M1203N-C3A2/-40 ¦ LC1B2-M1206N-C3A2/-40	2
DC 3 wire 10-30V PNP N.O.	LC1B1-M0801P-O3A2/-40 ¦ LC1B2-M0802P-O3A2/-40	3	LC1B1-M1203P-O3A2/-40 ¦ LC1B2-M1206P-O3A2/-40	3
DC 3 wire 10-30V PNP N.C.	LC1B1-M0801P-C3A2/-40 ¦ LC1B2-M0802P-C3A2/-40	4	LC1B1-M1203P-C3A2/-40 ¦ LC1B2-M1206P-C3A2/-40	4
DC 4 wire 10-30V Changeover PNP (N.O. & N.C.)	-		-	
DC 4 wire 10-30V Changeover NPN (N.O. & N.C.)	-		-	
DC 2 wire 10-60V N.O.	-		-	
DC 2 wire 10-60V N.C.	-		-	
DC 3 wire 10-55V NPN N.O.	-		-	
DC 3 wire 10-55V NPN N.C.	-		-	
DC 3 wire 10-55V PNP N.O.	-		-	
DC 3 wire 10-55V PNP N.C.	-		-	
DC 3 wire 5-36V PNP N.C.	-		-	
DC 3 wire 5-36V PNP N.O.	-		-	
DC 3 wire 5-36V NPN N.C.	-		-	
DC 3 wire 5-36V NPN N.O.	-		-	
DC 4 wire 5-36V Changeover PNP (N.O & N.C.)	-		-	
DC 4 wire 5-36V Changeover NPN (N.O & N.C.)	-		-	
Wiring diagram number				
Dimensions (unit: mm)	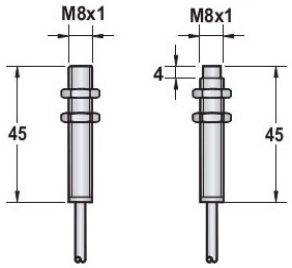		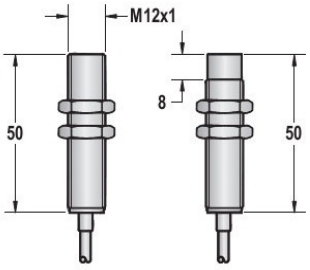	
Cable 2M	3.5φ3x0.34 PTFE or 4.8φ3x0.34 Silicone		3.5φ3x0.34 PTFE or 4.8φ3x0.34 Silicone	
Weight	approx.80 g		approx.140g	

Subject to modifications without notice

Tel: +86-755-2646 7962 Fax: +86-755-2646 7925 MSN: dfan852@hotmail.com
Web: www.mountiger.com E-mail: sales@mountiger.com QQ: 873764592

Mountiger Sensing the future

DC LOW TEMPERATURE CAPACITIVE PROXIMITY SWITCH(M18 M30)

Diameter	M18		M30	
Shielded/non-Shielded	Shielded/ Non-Shiedled		Shielded/ Non-Shiedled	
Switching Distance Sn mm	2-8mm adjustable / 2-15mm adjustable		2-20mm adjustable / 2-30mm adjustable	
Housing Material	Nickel plated brass		Nickel plated brass	
Picture				
Operating Voltage	10-30VDC		10-30VDC	
Ripple	<10%		<10%	
No Load Current	<10mA		<10mA	
Max. Load Current	200mA		200mA	
Leakge Current	<0.01mA		<0.01mA	
Voltage Drop	<2VDC		<2VDC	
Switching Frequency	100HZ		100HZ	
Response Time	1.5ms / 1.5ms		1.5ms / 1.5ms	
Switching Hysteresis	<15%(Sr)		<15%(Sr)	
Repeat Accuracy	<5%(Sr)		<5%(Sr)	
Protection Category	IP67		IP67	
Operating Temperature	-40 ℃ - +70 ℃		-40 ℃ - +70 ℃	
Temperature Drift	<10%(Sr)		<10%(Sr)	
Short Circuit Protection	YES		YES	
Overload Trip Point	220mA		220mA	
Material Active Face	PTFE(Teflon)		PTFE(Teflon)	
DC 3 wire 10-30V NPN N.O.	LC1B1-M1808N-O3A2/-40 ¦ LC1B2-M1815N-O3A2/-40	1	LC1B1-M3020N-O3A2/-40 ¦ LC1B2-M3030N-O3A2/-40	1
DC 3 wire 10-30V NPN N.C.	LC1B1-M1808N-C3A2/-40 ¦ LC1B2-M1815N-C3A2/-40	2	LC1B1-M3020N-C3A2/-40 ¦ LC1B2-M3030N-C3A2/-40	2
DC 3 wire 10-30V PNP N.O.	LC1B1-M1808P-O3A2/-40 ¦ LC1B2-M1815P-O3A2/-40	3	LC1B1-M3020P-O3A2/-40 ¦ LC1B2-M3030P-O3A2/-40	3
DC 3 wire 10-30V PNP N.C.	LC1B1-M1808P-C3A2/-40 ¦ LC1B2-M1815P-C3A2/-40	4	LC1B1-M3020P-C3A2/-40 ¦ LC1B2-M3030P-C3A2/-40	4
DC 4 wire 10-30V Changeover PNP (N.O. & N.C.)	-		-	
DC 4 wire 10-30V Changeover NPN (N.O. & N.C.)	-		-	
DC 2 wire 10-60V N.O.	-		-	
DC 2 wire 10-60V N.C.	-		-	
DC 3 wire 10-55V NPN N.O.	-		-	
DC 3 wire 10-55V NPN N.C.	-		-	
DC 3 wire 10-55V PNP N.O.	-		-	
DC 3 wire 10-55V PNP N.C.	-		-	
DC 3 wire 5-36V PNP N.C.	-		-	
DC 3 wire 5-36V PNP N.O.	-		-	
DC 3 wire 5-36V NPN N.C.	-		-	
DC 3 wire 5-36V NPN N.O.	-		-	
DC 4 wire 5-36V Changeover PNP (N.O & N.C.)	-		-	
DC 4 wire 5-36V Changeover NPN (N.O & N.C.)	-		-	
Wiring diagram number				
Dimensions (unit: mm)	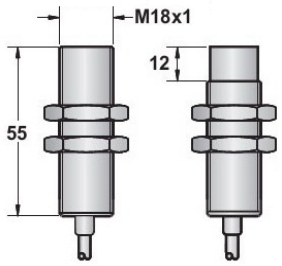		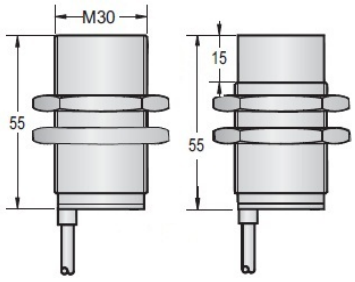	
Cable 2M	3.5φ3x0.34 PTFE or 4.8φ3x0.34 Silicone		3.5φ3x0.34 PTFE or 4.8φ3x0.34 Silicone	
Weight	approx.300g		approx.420g	

Subject to modifications without notice

Tel: +86-755-2646 7962 Fax: +86-755-2646 7925 MSN: dfan852@hotmail.com
Web: www.mountiger.com E-mail: sales@mountiger.com QQ: 873764592

Mountiger Sensing the future

WIRING DIAGRAMS FOR PROXIMITY SENSORS

(1) DC 3-wire NPN-N.O.

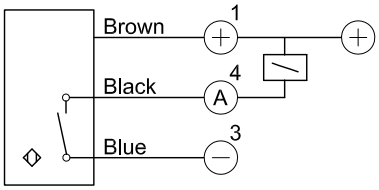

(2) DC 3-wire NPN-N.C.

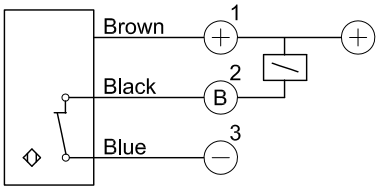

(3) DC 3-wire PNP-N.O.

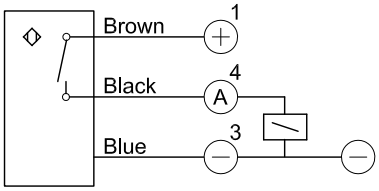

(4) DC 3-wire PNP-N.C.

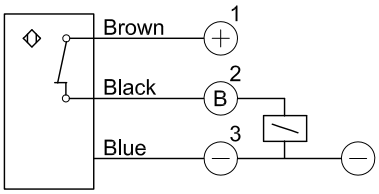

(5) DC 4-wire NPN-N.O. & N.C.

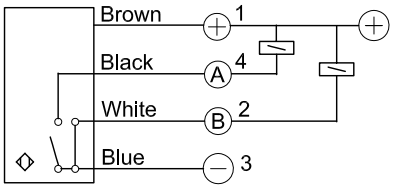

(6) DC 4-wire PNP-N.O. & N.C.

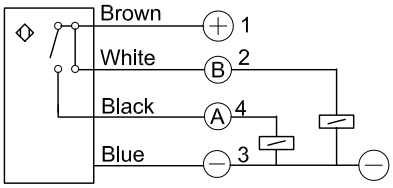

(7) DC 2-wire N.O.

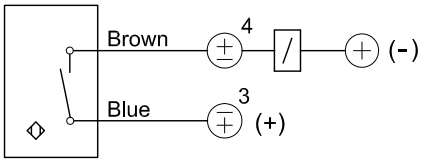

(8) DC 2-wire N.C.

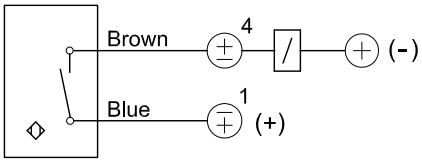

(9) AC or AC/DC 20-250V 2-wire N.O.

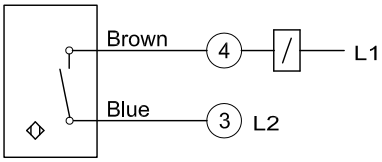

PLASTIC HOUSING

(10) AC or AC/DC 20-250V 2-wire N.C.

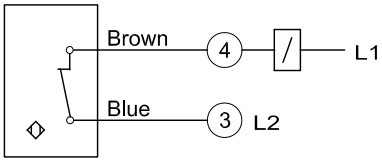

PLASTIC HOUSING

(11) AC or AC/DC 20-250V 2-wire N.O.

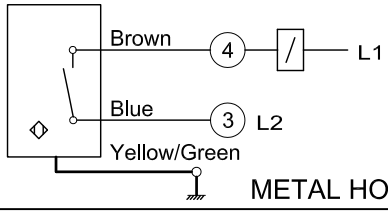

METAL HOUSING

(12) AC or AC/DC 20-250V 2-wire N.C.

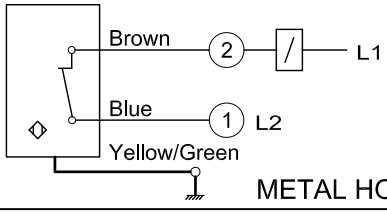

METAL HOUSING

Subject to modifications without notice

Tel: +86-755-2646 7962 Fax: +86-755-2646 7925 MSN: dfan852@hotmail.com
Web: www.mountiger.com E-mail: sales@mountiger.com QQ: 873764592

Mountiger Sensing the future

WIRING DIAGRAMS FOR PROXIMITY SENSORS

(13) AC/DC 20-250V 2-WIRE N.O.

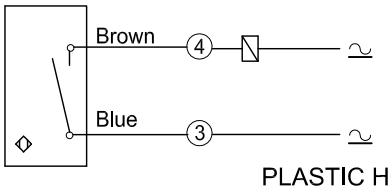

PLASTIC HOUSING

(14) AC/DC 20-250V 2-WIRE N.C.

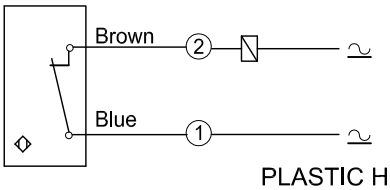

PLASTIC HOUSING

(15) AC/DC 20-250V N.O.

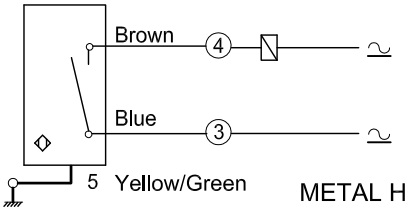

METAL HOUSING

(16) AC/DC 20-250V N.C.

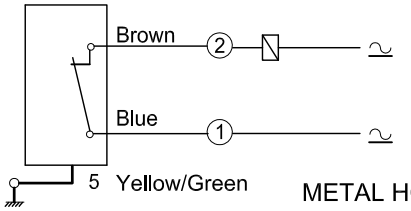

METAL HOUSING

(17) NAMUR DC 6-12V

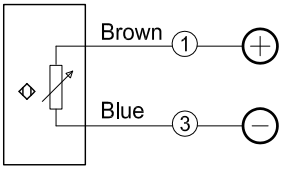

(18) Analog Voltage & Current Output

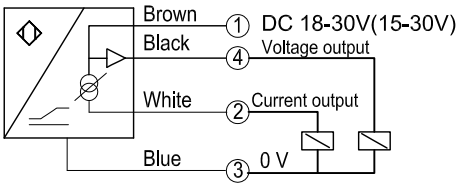

(19) Analog Current Output

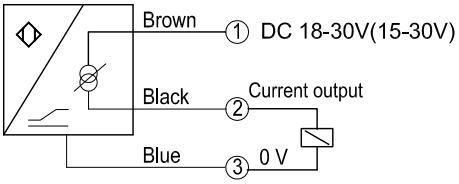

(20) Analog Voltage Output

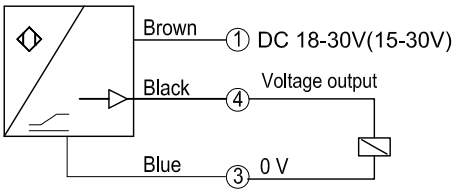

(21) AC 20-250V N.O., N.C. Changeable

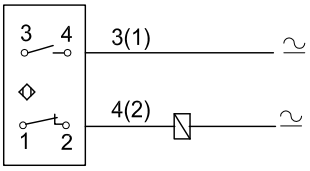

5 Way Rotatable Sensing Head

(22) AC/DC 20-250V N.O., N.C. Changeable

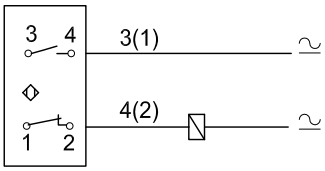

5 Way Rotatable Sensing Head

(23) AC or AC/DC 20-250V N.O., N.C. Changeable

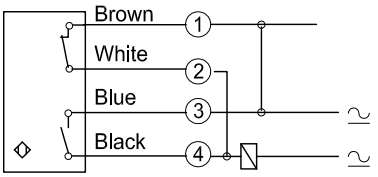

PLASTIC HOUSING

(24) AC or AC/DC 20-250V N.O., N.C. Changeable

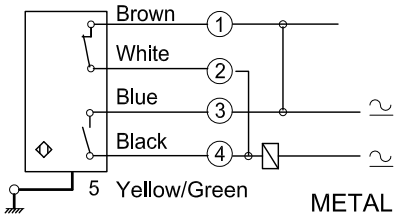

METAL HOUSING

Subject to modifications without notice

Tel: +86-755-2646 7962 Fax: +86-755-2646 7925 MSN: dfan852@hotmail.com
Web: www.mountiger.com E-mail: sales@mountiger.com QQ: 873764592

Mountiger Sensing the future

WIRING DIAGRAMS FOR PROXIMITY SENSORS

(25) M8

DC 3-wire
NPN-N.O. or N.C.

Connector face view

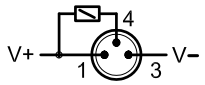

Female plug end view

1-brown
3-blue
4-black

(26) M8

DC 3-wire
PNP-N.O. or N.C.

Connector face view

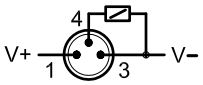

Female plug end view

1-brown
3-blue
4-black

(27) M8

DC 4-wire
NPN-N.O. or N.C.

Connector face view

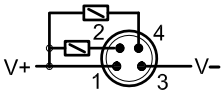

Female plug end view

1-brown
2-white
3-blue
4-black

(28) M8

DC 4-wire
PNP-N.O. or N.C.

Connector face view

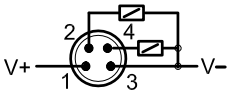

Female plug end view

1-brown
2-white
3-blue
4-black

(29) M8

DC 2-wire
N.O. (10-60V)

Connector face view

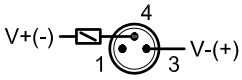

Female plug end view

1-not used
3-blue
4-black

(30) M8

DC 2-wire
N.C. (10-60V)

Connector face view

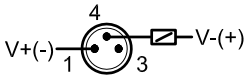

Female plug end view

1-blue
3-not used
4-black

(31) M12

DC 3-wire
NPN-N.O.

Connector face view

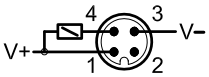

Female plug end view

1-brown
2-not used
3-blue
4-black

(32) M12

DC 3-wire
NPN-N.C.

Connector face view

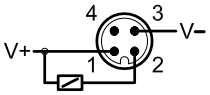

Female plug end view

1-brown
2-white
3-blue
4-not used

(33) M12

DC 3-wire
PNP-N.O.

Connector face view

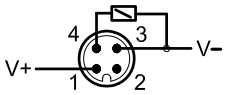

Female plug end view

1-brown
2-not used
3-blue
4-black

(34) M12

DC 3-wire
PNP-N.C.

Connector face view

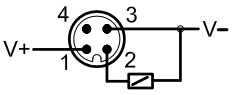

Female plug end view

1-brown
2-white
3-blue
4-not used

(35) M12

DC 4-wire
NPN-N.O. & N.C.

Connector face view

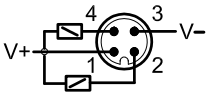

Female plug end view

1-brown
2-white
3-blue
4-black

(36) M12

DC 4-wire
PNP-N.O. & N.C.

Connector face view

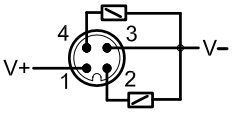

Female plug end view

1-brown
2-white
3-blue
4-biack

Subject to modifications without notice

Tel: +86-755-2646 7962 Fax: +86-755-2646 7925 MSN: dfan852@hotmail.com

Web: www.mountiger.com E-mail: sales@mountiger.com QQ: 873764592

Mountiger Sensing the future

WIRING DIAGRAMS FOR PROXIMITY SENSORS

(37) M12 DC (10-60V) 2-wire N.O.

Connector face view

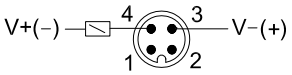

Female plug end view

1-not used
2-not used
3-blue
4-brown

(38) M12 DC (10-60V) 2-wire N.C.

Connector face view

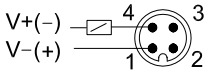

Female plug end view

1-blue
2-not used
3-not used
4-brown

(39) M12 Analog Voltage Output DC 18-30V(15-30V)

Connector face view

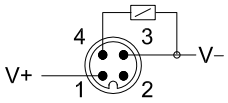

Female plug end view

1-brown
2-not used
3-blue
4-black

(40) M12 Analog Current Output DC 18-30V (15-30V)

Connector face view

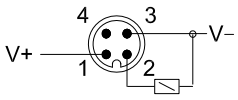

Female plug end view

1-brown
2-white
3-blue
4-not used

(41) M12 Analog Voltage & Current Output DC 18-30V

Connector face view

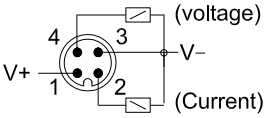

Female plug end view

1-brown
2-white
3-blue
4-black

(42) 7/8" 16UN2A AC/DC 20-250V plastic housing 4-wire N.O. & N.C.

Connector face view

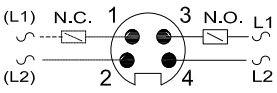

Female plug end view

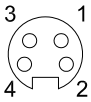

1-brown
2-white
3-blue
4-black

(43) 7/8" 16UN2A DC 3-wire NPN-N.O.

Connector face view

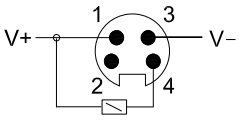

Female plug end view

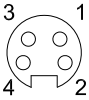

1-brown
2-not used
3-blue
4-black

(44) 7/8" 16UN2A DC 3-wire NPN-N.C.

Connector face view

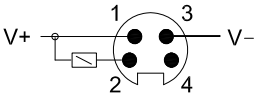

Female plug end view

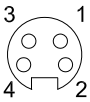

1-brown
2-white
3-blue
4-not used

(45) 7/8" 16UN2A DC 3-wire PNP-N.O.

Connector face view

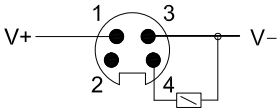

Female plug end view

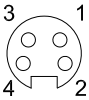

1-brown
2-not used
3-blue
4-black

(46) 7/8" 16UN2A DC 3-wire PNP-N.C.

Connector face view

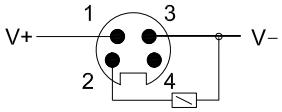

Female plug end view

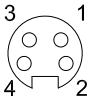

1-brown
2-white
3-blue
4-not used

(47) 7/8" 16UN2A DC 4-wire NPN-N.O. & N.C.

Connector face view

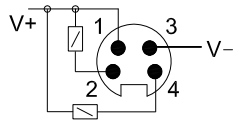

Female plug end view

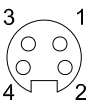

1-brown
2-white
3-blue
4-black

(48) 7/8" 16UN2A DC 4-wire PNP-N.O. & N.C.

Connector face view

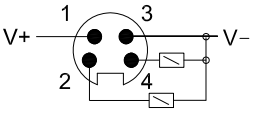

Female plug end view

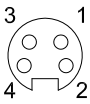

1-brown
2-white
3-blue
4-black

Subject to modifications without notice

Tel: +86-755-2646 7962 Fax: +86-755-2646 7925 MSN: dfan852@hotmail.com
Web: www.mountiger.com E-mail: sales@mountiger.com QQ: 873764592

Mountiger
Sensing the future

WIRING DIAGRAMS FOR PROXIMITY SENSORS

(49) 7/8" 16UN2A

DC (10-60V)2-wire
N.O.

Connector face view

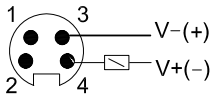

Female plug end view

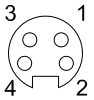

1-not used
2-not used
3-blue
4-black

(50) 7/8" 16UN2A

DC (10-60V) 2-wire
N.C.

Connector face view

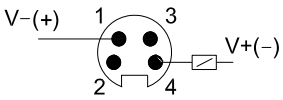

Female plug end view

1-blue
2-not used
3-not used
4-brown

(51) M12

AC or AC/DC 20-250V
metal housing
3-wire N.O. or N.C.

Connector face view

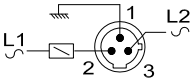

Female plug end view

1-yellow/green
2-black
3-blue

(52) M12

AC or AC/DC 20-250V
plastic housing
2-wire N.O. or N.C.

Connector face view

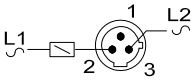

Female plug end view

1-not used
2-black
3-blue

(53) M12

AC or AC/DC 20-250V
metal housing
3-wire N.O. or N.C.

Connector face view

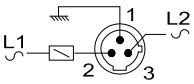

Female plug end view

1-yellow/green
2-black
3-blue

(54) M12

AC or AC/DC 20-250V
plastic housing
2-wire N.O. or N.C.

Connector face view

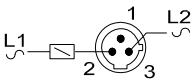

Female plug end view

1-not used
2-black
3-blue

(55) 7/8" 16UN2A

AC 20-250V metal housing
3-wire N.O. or N.C.

Connector face view

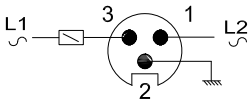

Female plug end view

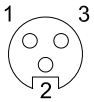

1-brown
2-yellow/green
3-blue

(56) 7/8" 16UN2A

AC or AC/DC 20-250V
plastic housing
2-wire N.O. Or N.C.

Connector face view

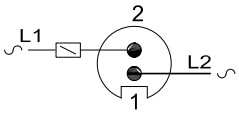

Female plug end view

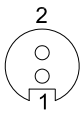

1-brown
2-blue

(57) 7/8" 16UN2A

AC 20-250V metal housing
3-wire N.O. or N.C.

Connector face view

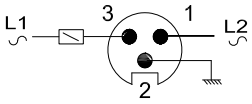

Female plug end view

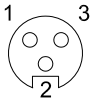

1-brown
2-yellow/green
3-blue

(58) 7/8" 16UN2A

AC or AC/DC 20-250V
plastic housing
2-wire N.O. Or N.C.

Connector face view

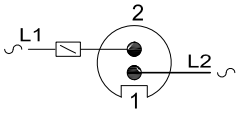

Female plug end view

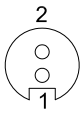

1-brown
2-blue

(59) M12

AC or AC/DC 20-250V
plastic housing
4-wire N.O. & N.C.

Connector face view

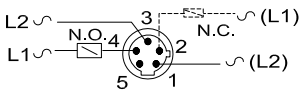

Female plug end view

1-red/white
2-red
3-green
4-red/yellow
5-not used

(60) M12

AC/DC 20-250V metal
housing
4-wire N.O. & N.C.

Connector face view

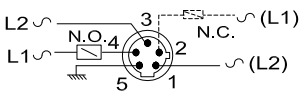

Female plug end view

1-red/white
2-red
3-green
4-red/yellow
5-red/black

Subject to modifications without notice

Tel: +86-755-2646 7962 Fax: +86-755-2646 7925 MSN: dfan852@hotmail.com
Web: www.mountiger.com E-mail: sales@mountiger.com QQ: 873764592

Mountiger
Sensing the future

Selection Guide for Photoelectric Sensors

(1)	(2)	(3)	(4)	(5)	(6)	(7)	(8)	(9)	(10)	(11)	(12)	(13)
F	1	B	T –	M	18	0500	N	S	– I	4	A	2

(1) Type
F: Photoelectric Sensor

(2) Operating Voltage
1: DC10-30V 2: 24-240VAC 3: 12-240VDC/12-240VAC

(3) Housing Material
B: Brass S: Stainless Steel P: Plastic Housing

(4) Mode
D: Diffuse L: Retro-reflective T: Through-beam

(5) Shape
M: Cylindrical with Thread Q: Square

(6) Nominal Dimension
08: M8 12: M12 18: M18 30: M30 31: FP31 50: FP50 80: FP80

(7) Sensing Distance (mm)
0500: 500mm 1000: 1 meter 1800: 1.8 meter 6000: 6 meter 010M: 10 meter …

(8) Output Function
P: PNP N: NPN D: PNP or NPN A: AC U: AC/DC, Relay

(9) Output
L: Light on D: Dark on S: Light on or Dark on

(10) Light Source
I: Infrared (880nm) R: Red (660nm)

(11) Connection
4: 4 Wire P: Pico-style Connector E: Euro-style Connector M: Micro-style Connector

(12) Short Circuit Protection
A: Yes B: No

(13) Cable Length or Connector Pole Number
Cable: 2=2 meter 3=3 meter 10=10 meter …
Connector: 2=2 pole 3=3 pole 4=4 pole 5=5 pole

Subject to modifications without notice
Tel: +86-755-2646 7962 Fax: +86-755-2646 7925 MSN: dfan852@hotmail.com
Web: www.mountiger.com E-mail: sales@mountiger.com QQ: 873764592

FM8 SERIES PHOTOELECTRIC PROXIMITY SENSORS

Type	Switching Distance (Sn)	Mode	Output/Contact	Housing Material	Housing Size(mm)	Terminal Version	Power	Page
FM8	80mm	Through-beam	NPN or PNP Light ON or Dark ON	Stainless Steel or Nickel Plated Brass	M8x62.5	Cable	10-30VDC	C1-01
FM8	80mm	Through-beam	NPN or PNP Light ON or Dark ON	Stainless Steel or Nickel Plated Brass	M8x71.5	Pico-style	10-30VDC	C1-01
FM8	150mm	Through-beam	NPN or PNP Light ON or Dark ON	Stainless Steel or Nickel Plated Brass	M8x62.5	Cable	10-30VDC	C1-02
FM8	150mm	Through-beam	NPN or PNP Light ON or Dark ON	Stainless Steel or Nickel Plated Brass	M8x71.5	Pico-style	10-30VDC	C1-02
FM8	500mm	Through-beam	NPN or PNP Light ON or Dark ON	Stainless Steel or Nickel Plated Brass	M8x62.5	Cable	10-30VDC	C1-03
FM8	500mm	Through-beam	NPN or PNP Light ON or Dark ON	Stainless Steel or Nickel Plated Brass	M8x71.5	Pico-style	10-30VDC	C1-03
FM8	1000mm	Through-beam	NPN or PNP Light ON or Dark ON	Stainless Steel or Nickel Plated Brass	M8x62.5	Cable	10-30VDC	C1-04
FM8	1000mm	Through-beam	NPN or PNP Light ON or Dark ON	Stainless Steel or Nickel Plated Brass	M8x71.5	Pico-style	10-30VDC	C1-04
FM8	3000mm	Through-beam	NPN or PNP Light ON or Dark ON	Stainless Steel or Nickel Plated Brass	M8x62.5	Cable	10-30VDC	C1-05
FM8	3000mm	Through-beam	NPN or PNP Light ON or Dark ON	Stainless Steel or Nickel Plated Brass	M8x71.5	Pico-style	10-30VDC	C1-05

DC PHOTOELECTRIC SENSOR (FM8)

Type		FM8		FM8	
Sensing Mode		Througn-beam mode		Througn-beam mode	
Sensing Picture					
Switching Distance (Sn)		80mm		80mm	
Picture					
Nominal Voltage		10-30VDC		10-30VDC	
Residual Ripple		<10%		<10%	
Tolerance		±10%Sn		±10%Sn	
Hysteresis		10%		10%	
Emission		Red(660nM)		Red(660nM)	
Output		NPN or PNP		NPN or PNP	
Contact		Light ON or Dark ON		Light ON or Dark ON	
Max. Output Current		150mA		150mA	
No Load Current		30mA or less		30mA or less	
Voltage Drop(Sensor On)		<2.5V		<2.5V	
Sensitivity Adjustment		-		-	
Response Time		1mS		1mS	
Short Circuit Protection		Yes		Yes	
Electric Protections		Yes		Yes	
Temperature Limits		-25 ~ +55℃		-25 ~ +55℃	
Ambient Humidity		35 to 85% RH		35 to 85% RH	
Light Immunity		>10.000Lux		>10.000Lux	
Protection Degree		IP67		IP67	
Housing Material		Stainless Steel or Nickel Plated Brass		Stainless Steel or Nickel Plated Brass	
Sensing object		φ8mm or more		φ8mm or more	
Brass Housing	Emitter	F1BT-M080080DE-R2B2	A5	F1BT-M080080DE-RPB4	A6
	NPN Light ON	F1BT-M080080NL-R3A2	A1	F1BT-M080080NL-RPA4	A2
	NPN Dark ON	F1BT-M080080ND-R3A2	A1	F1BT-M080080ND-RPA4	A2
	PNP Light ON	F1BT-M080080PL-R3A2	A3	F1BT-M080080PL-RPA4	A4
	PNP Dark ON	F1BT-M080080PD-R3A2	A3	F1BT-M080080PD-RPA4	A4
Stainless Steel	Emitter	F1ST-M080080DE-R2B2	A5	F1ST-M080080DE-RPB4	A6
	NPN Light ON	F1ST-M080080NL-R3A2	A1	F1ST-M080080NL-RPA4	A2
	NPN Dark ON	F1ST-M080080ND-R3A2	A1	F1ST-M080080ND-RPA4	A2
	PNP Light ON	F1ST-M080080PL-R3A2	A3	F1ST-M080080PL-RPA4	A4
	PNP Dark ON	F1ST-M080080PD-R3A2	A3	F1ST-M080080PD-RPA4	A4
Wiring Diagram					
Dimensions (unit: mm)		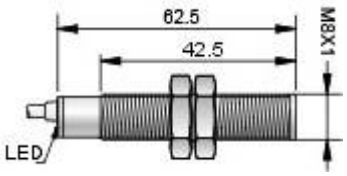		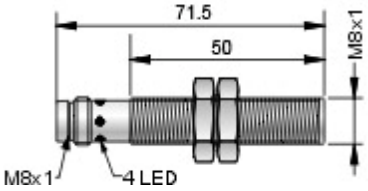	
Terminal Version		2M PVC (3x0.15mm2)		M8 Pico-style	
Weight		Approx. 60g		Approx. 35g	

Subject to modifications without notice

Tel: +86-755-2646 7962 Fax: +86-755-2646 7925 MSN: dfan852@hotmail.com
Web: www.mountiger.com E-mail: sales@mountiger.com QQ: 873764592

Mountiger Sensing the future

DC PHOTOELECTRIC SENSOR (FM8)

Type		FM8		FM8	
Sensing Mode		Througn-beam mode		Througn-beam mode	
Sensing Picture					
Switching Distance (Sn)		150mm		150mm	
Picture					
Nominal Voltage		10-30VDC		10-30VDC	
Residual Ripple		<10%		<10%	
Tolerance		±10%Sn		±10%Sn	
Hysteresis		10%		10%	
Emission		Infrared(880nM)		Infrared(880nM)	
Output		NPN or PNP		NPN or PNP	
Contact		Light ON or Dark ON		Light ON or Dark ON	
Max. Output Current		150mA		150mA	
No Load Current		30mA or less		30mA or less	
Voltage Drop(Sensor On)		<2.5V		<2.5V	
Sensitivity Adjustment		-		-	
Response Time		1mS		1mS	
Short Circuit Protection		Yes		Yes	
Electric Protections		Yes		Yes	
Temperature Limits		-25 ~ +55℃		-25 ~ +55℃	
Ambient Humidity		35 to 85% RH		35 to 85% RH	
Light Immunity		>10.000Lux		>10.000Lux	
Protection Degree		IP67		IP67	
Housing Material		Stainless Steel or Nickel Plated Brass		Stainless Steel or Nickel Plated Brass	
Sensing object		φ8mm or more		φ8mm or more	
Brass Housing	Emitter	F1BT-M080150DE-I2B2	A5	F1BT-M080150DE-IPB4	A6
	NPN Light ON	F1BT-M080150NL-I3A2	A1	F1BT-M080150NL-IPA4	A2
	NPN Dark ON	F1BT-M080150ND-I3A2	A1	F1BT-M080150ND-IPA4	A2
	PNP Light ON	F1BT-M080150PL-I3A2	A3	F1BT-M080150PL-IPA4	A4
	PNP Dark ON	F1BT-M080150PD-I3A2	A3	F1BT-M080150PD-IPA4	A4
Stainless Steel	Emitter	F1ST-M080150DE-I2B2	A5	F1ST-M080150DE-IPB4	A6
	NPN Light ON	F1ST-M080150NL-I3A2	A1	F1ST-M080150NL-IPA4	A2
	NPN Dark ON	F1ST-M080150ND-I3A2	A1	F1ST-M080150ND-IPA4	A2
	PNP Light ON	F1ST-M080150PL-I3A2	A3	F1ST-M080150PL-IPA4	A4
	PNP Dark ON	F1ST-M080150PD-I3A2	A3	F1ST-M080150PD-IPA4	A4
Wiring Diagram					
Dimensions (unit: mm)		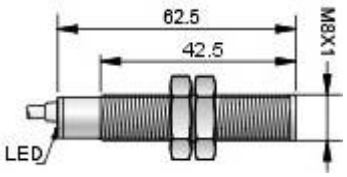		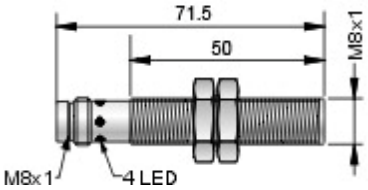	
Terminal Version		2M PVC (3x0.15mm2)		M8 Pico-style	
Weight		Approx. 60g		Approx. 35g	

Subject to modifications without notice

Tel: +86-755-2646 7962 Fax: +86-755-2646 7925 MSN: dfan852@hotmail.com
Web: www.mountiger.com E-mail: sales@mountiger.com QQ: 873764592

Mountiger Sensing the future

DC PHOTOELECTRIC SENSOR (FM8)

Type		FM8		FM8	
Sensing Mode		Througn-beam mode		Througn-beam mode	
Sensing Picture					
Switching Distance (Sn)		500mm		500mm	
Picture					
Nominal Voltage		10-30VDC		10-30VDC	
Residual Ripple		<10%		<10%	
Tolerance		±10%Sn		±10%Sn	
Hysteresis		10%		10%	
Emission		Infrared(880nM)		Infrared(880nM)	
Output		NPN or PNP		NPN or PNP	
Contact		Light ON or Dark ON		Light ON or Dark ON	
Max. Output Current		150mA		150mA	
No Load Current		30mA or less		30mA or less	
Voltage Drop(Sensor On)		<2.5V		<2.5V	
Sensitivity Adjustment		-		-	
Response Time		1mS		1mS	
Short Circuit Protection		Yes		Yes	
Electric Protections		Yes		Yes	
Temperature Limits		-25 ~ +55℃		-25 ~ +55℃	
Ambient Humidity		35 to 85% RH		35 to 85% RH	
Light Immunity		>10.000Lux		>10.000Lux	
Protection Degree		IP67		IP67	
Housing Material		Stainless Steel or Nickel Plated Brass		Stainless Steel or Nickel Plated Brass	
Sensing object		φ8mm or more		φ8mm or more	
Brass Housing	Emitter	F1BT-M080500DE-I2B2	A5	F1BT-M080500DE-IPB4	A6
	NPN Light ON	F1BT-M080500NL-I3A2	A1	F1BT-M080500NL-IPA4	A2
	NPN Dark ON	F1BT-M080500ND-I3A2	A1	F1BT-M080500ND-IPA4	A2
	PNP Light ON	F1BT-M080500PL-I3A2	A3	F1BT-M080500PL-IPA4	A4
	PNP Dark ON	F1BT-M080500PD-I3A2	A3	F1BT-M080500PD-IPA4	A4
Stainless Steel	Emitter	F1ST-M080500DE-I2B2	A5	F1ST-M080500DE-IPB4	A6
	NPN Light ON	F1ST-M080500NL-I3A2	A1	F1ST-M080500NL-IPA4	A2
	NPN Dark ON	F1ST-M080500ND-I3A2	A1	F1ST-M080500ND-IPA4	A2
	PNP Light ON	F1ST-M080500PL-I3A2	A3	F1ST-M080500PL-IPA4	A4
	PNP Dark ON	F1ST-M080500PD-I3A2	A3	F1ST-M080500PD-IPA4	A4
Wiring Diagram					
Dimensions (unit: mm)		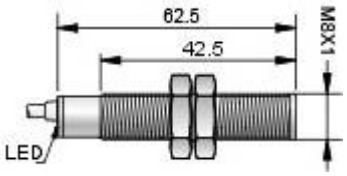		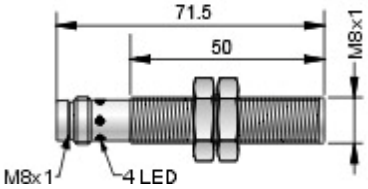	
Terminal Version		2M PVC (3x0.15mm2)		M8 Pico-style	
Weight		Approx. 60g		Approx. 35g	

Subject to modifications without notice

Tel: +86-755-2646 7962 Fax: +86-755-2646 7925 MSN: dfan852@hotmail.com
Web: www.mountiger.com E-mail: sales@mountiger.com QQ: 873764592

Mountiger Sensing the future

DC PHOTOELECTRIC SENSOR (FM8)

Type		FM8		FM8	
Sensing Mode		Througn-beam mode		Througn-beam mode	
Sensing Picture					
Switching Distance (Sn)		1000mm		1000mm	
Picture					
Nominal Voltage		10-30VDC		10-30VDC	
Residual Ripple		<10%		<10%	
Tolerance		±10%Sn		±10%Sn	
Hysteresis		10%		10%	
Emission		Infrared(880nM)		Infrared(880nM)	
Output		NPN or PNP		NPN or PNP	
Contact		Light ON or Dark ON		Light ON or Dark ON	
Max. Output Current		150mA		150mA	
No Load Current		30mA or less		30mA or less	
Voltage Drop(Sensor On)		<2.5V		<2.5V	
Sensitivity Adjustment		-		-	
Response Time		1mS		1mS	
Short Circuit Protection		Yes		Yes	
Electric Protections		Yes		Yes	
Temperature Limits		-25 ~ +55℃		-25 ~ +55℃	
Ambient Humidity		35 to 85% RH		35 to 85% RH	
Light Immunity		>10.000Lux		>10.000Lux	
Protection Degree		IP67		IP67	
Housing Material		Stainless Steel or Nickel Plated Brass		Stainless Steel or Nickel Plated Brass	
Sensing object		φ8mm or more		φ8mm or more	
Brass Housing	Emitter	F1BT-M081000DE-I2B2	A5	F1BT-M081000DE-IPB4	A6
	NPN Light ON	F1BT-M081000NL-I3A2	A1	F1BT-M081000NL-IPA4	A2
	NPN Dark ON	F1BT-M081000ND-I3A2	A1	F1BT-M081000ND-IPA4	A2
	PNP Light ON	F1BT-M081000PL-I3A2	A3	F1BT-M081000PL-IPA4	A4
	PNP Dark ON	F1BT-M081000PD-I3A2	A3	F1BT-M081000PD-IPA4	A4
Stainless Steel	Emitter	F1ST-M081000DE-I2B2	A5	F1ST-M081000DE-IPB4	A6
	NPN Light ON	F1ST-M081000NL-I3A2	A1	F1ST-M081000NL-IPA4	A2
	NPN Dark ON	F1ST-M081000ND-I3A2	A1	F1ST-M081000ND-IPA4	A2
	PNP Light ON	F1ST-M081000PL-I3A2	A3	F1ST-M081000PL-IPA4	A4
	PNP Dark ON	F1ST-M081000PD-I3A2	A3	F1ST-M081000PD-IPA4	A4
Wiring Diagram					
Dimensions (unit: mm)		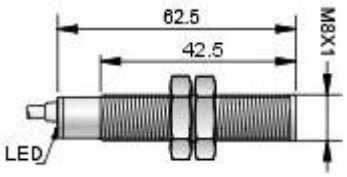		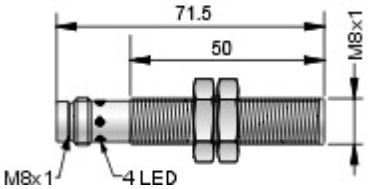	
Terminal Version		2M PVC (3x0.15mm2)		M8 Pico-style	
Weight		Approx. 60g		Approx. 35g	

Subject to modifications without notice

Tel: +86-755-2646 7962 Fax: +86-755-2646 7925 MSN: dfan852@hotmail.com
Web: www.mountiger.com E-mail: sales@mountiger.com QQ: 873764592

Mountiger Sensing the future

DC PHOTOELECTRIC SENSOR (FM8)

Type		FM8		FM8	
Sensing Mode		Througn-beam mode		Througn-beam mode	
Sensing Picture					
Switching Distance (Sn)		3000mm		3000mm	
Picture					
Nominal Voltage		10-30VDC		10-30VDC	
Residual Ripple		<10%		<10%	
Tolerance		±10%Sn		±10%Sn	
Hysteresis		10%		10%	
Emission		Infrared(880nM)		Infrared(880nM)	
Output		NPN or PNP		NPN or PNP	
Contact		Light ON or Dark ON		Light ON or Dark ON	
Max. Output Current		150mA		150mA	
No Load Current		30mA or less		30mA or less	
Voltage Drop(Sensor On)		<2.5V		<2.5V	
Sensitivity Adjustment		-		-	
Response Time		1mS		1mS	
Short Circuit Protection		Yes		Yes	
Electric Protections		Yes		Yes	
Temperature Limits		-25 ~ +55℃		-25 ~ +55℃	
Ambient Humidity		35 to 85% RH		35 to 85% RH	
Light Immunity		>10.000Lux		>10.000Lux	
Protection Degree		IP67		IP67	
Housing Material		Stainless Steel or Nickel Plated Brass		Stainless Steel or Nickel Plated Brass	
Sensing object		φ8mm or more		φ8mm or more	
Brass Housing	Emitter	F1BT-M083000DE-I2B2	A5	F1BT-M083000DE-IPB4	A6
	NPN Light ON	F1BT-M083000NL-I3A2	A1	F1BT-M083000NL-IPA4	A2
	NPN Dark ON	F1BT-M083000ND-I3A2	A1	F1BT-M083000ND-IPA4	A2
	PNP Light ON	F1BT-M083000PL-I3A2	A3	F1BT-M083000PL-IPA4	A4
	PNP Dark ON	F1BT-M083000PD-I3A2	A3	F1BT-M083000PD-IPA4	A4
Stainless Steel	Emitter	F1ST-M083000DE-I2B2	A5	F1ST-M083000DE-IPB4	A6
	NPN Light ON	F1ST-M083000NL-I3A2	A1	F1ST-M083000NL-IPA4	A2
	NPN Dark ON	F1ST-M083000ND-I3A2	A1	F1ST-M083000ND-IPA4	A2
	PNP Light ON	F1ST-M083000PL-I3A2	A3	F1ST-M083000PL-IPA4	A4
	PNP Dark ON	F1ST-M083000PD-I3A2	A3	F1ST-M083000PD-IPA4	A4
Wiring Diagram					
Dimensions (unit: mm)		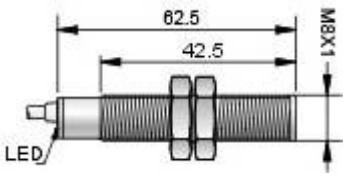		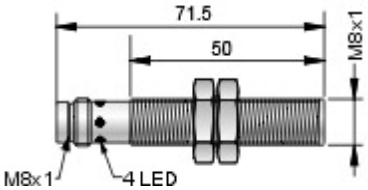	
Terminal Version		2M PVC (3x0.15mm2)		M8 Pico-style	
Weight		Approx. 60g		Approx. 35g	

Subject to modifications without notice

Tel: +86-755-2646 7962 Fax: +86-755-2646 7925 MSN: dfan852@hotmail.com
Web: www.mountiger.com E-mail: sales@mountiger.com QQ: 873764592

Mountiger Sensing the future

WIRING DIAGRAMS FOR FM8 SERIES PHOTOELECTRIC SENSORS

(A1) M8 Receiver NPN output Cable

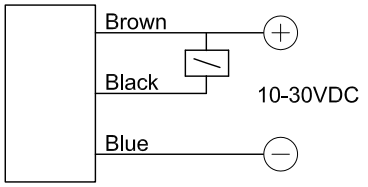

(A2) M8 Receiver Pico-style

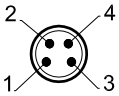

Connector face view

1. +V
2. Not use
3. 0V
4. Output

(A3) M8 Receiver PNP output Cable

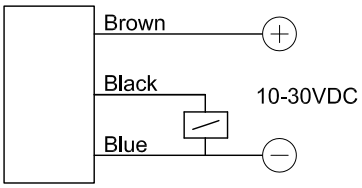

(A4) M8 Receiver Pico-style

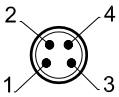

Connector face view

1. +V
2. Not use
3. 0V
4. Output

(A5) M8 Emitter Cable

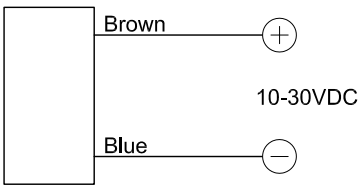

(A6) M8 Emitter Pico-style

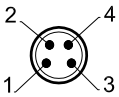

Connector face view

1. +V
2. Not use
3. 0V
4. Output

Tel: +86-755-2646 7962 Fax: +86-755-2646 7925 MSN: dfan852@hotmail.com
Web: www.mountiger.com E-mail: sales@mountiger.com QQ: 873764592

FM12 SERIES PHOTOELECTRIC PROXIMITY SENSORS

Type	Switching Distance (Sn)	Mode	Output/Contact	Housing Material	Housing Size(mm)	Terminal Version	Power	Page
FM12	5.2 meter	Through-beam	NPN or PNP Light ON or Dark ON	PBT Plastic or Nickel Plated Brass	M12x67	Cable	10-30VDC	C2-01
FM12	5.2 meter	Through-beam	NPN or PNP Light ON or Dark ON	PBT Plastic or Nickel Plated Brass	M12x76.5	Euro-style	10-30VDC	C2-01
FM12	5.2 meter	Through-beam	NPN or PNP Light ON or Dark ON	PBT Plastic or Nickel Plated Brass	M12x74	Pico-style	10-30VDC	C2-02
FM12	10 meter	Through-beam	NPN or PNP Light ON or Dark ON	PBT Plastic or Nickel Plated Brass	M12x74	Pico-style	10-30VDC	C2-02
FM12	10 meter	Through-beam	NPN or PNP Light ON or Dark ON	PBT Plastic or Nickel Plated Brass	M12x67	Cable	10-30VDC	C2-03
FM12	10 meter	Through-beam	NPN or PNP Light ON or Dark ON	PBT Plastic or Nickel Plated Brass	M12x76.5	Euro-style	10-30VDC	C2-03
FM12	200mm	Diffuse mode	NPN or PNP Light ON or Dark ON	PBT Plastic or Nickel Plated Brass	M12x67	Cable	10-30VDC	C2-04
FM12	200mm	Diffuse mode	NPN or PNP Light ON or Dark ON	PBT Plastic or Nickel Plated Brass	M12x76.5	Euro-style	10-30VDC	C2-04
FM12	200mm	Diffuse mode	NPN or PNP Light ON or Dark ON	PBT Plastic or Nickel Plated Brass	M12x74	Pico-style	10-30VDC	C2-05
FM12	1.5 meter	Retro-reflective mode	NPN or PNP Light ON or Dark ON	PBT Plastic or Nickel Plated Brass	M12x74	Pico-style	10-30VDC	C2-05
FM12	1.5 meter	Retro-reflective mode	NPN or PNP Light ON or Dark ON	PBT Plastic or Nickel Plated Brass	M12x67	Cable	10-30VDC	C2-06
FM12	1.5 meter	Retro-reflective mode	NPN or PNP Light ON or Dark ON	PBT Plastic or Nickel Plated Brass	M12x76.5	Euro-style	10-30VDC	C2-06

FM12 SERIES PHOTOELECTRIC PROXIMITY SENSORS

FM12	500mm	Retro-reflective mode (with polarizing filters)	NPN or PNP Light ON or Dark ON	PBT Plastic or Nickel Plated Brass	M12x67	Cable	10-30VDC	C2-07
FM12	500mm	Retro-reflective mode (with polarizing filters)	NPN or PNP Light ON or Dark ON	PBT Plastic or Nickel Plated Brass	M12x76.5	Euro-style	10-30VDC	C2-07
FM12	500mm	Retro-reflective mode (with polarizing filters)	NPN or PNP Light ON or Dark ON	PBT Plastic or Nickel Plated Brass	M12x74	Pico-style	10-30VDC	C2-08

DC PHOTOELECTRIC SENSOR (FM12)

Type		FM12		FM12	
Sensing Mode		Througn-beam mode		Througn-beam mode	
Sensing Picture					
Switching Distance (Sn)		5.2M		5.2M	
Picture					
Nominal Voltage		10-30VDC		10-30VDC	
Residual Ripple		<10%		<10%	
Tolerance		±10%Sn		±10%Sn	
Hysteresis		10%		10%	
Emission		Infrared(880nM)		Infrared(880nM)	
Output		NPN or PNP		NPN or PNP	
Contact		Light ON or Dark ON		Light ON or Dark ON	
Max. Output Current		150mA		150mA	
No Load Current		30mA or less		30mA or less	
Voltage Drop(Sensor On)		<2.5V		<2.5V	
Sensitivity Adjustment		-		-	
Response Time		1mS		1mS	
Short Circuit Protection		Yes		Yes	
Electric Protections		Yes		Yes	
Temperature Limits		-25 ~ +55℃		-25 ~ +55℃	
Ambient Humidity		35 to 85% RH		35 to 85% RH	
Light Immunity		>10.000Lux		>10.000Lux	
Protection Degree		IP67		IP67	
Housing Material		PBT Plastic or Nickel Plated Brass		PBT Plastic or Nickel Plated Brass	
Sensing object		φ8mm or more		φ8mm or more	
Brass Housing	Emitter	F1BT-M125200DE-I3B2	A11	F1BT-M125200DE-IPB4	A13
	NPN N. O.	F1BT-M125200NL-I3A2	A7	F1BT-M125200NL-IPA4	A10
	NPN N. C.	F1BT-M125200ND-I3A2	A7	F1BT-M125200ND-IPA4	A10
	PNP N. O.	F1BT-M125200PL-I3A2	A8	F1BT-M125200PL-IPA4	A10
	PNP N. C.	F1BT-M125200PD-I3A2	A8	F1BT-M125200PD-IPA4	A10
Plastic Housing	Emitter	F1PT-M125200DE-I2B2	A11	F1PT-M125200DE-IPB4	A10
	NPN N. O.	F1PT-M125200NL-I3A2	A7	F1PT-M125200NL-IPA4	A10
	NPN N. C.	F1PT-M125200ND-I3A2	A7	F1PT-M125200ND-IPA4	A10
	PNP N. O.	F1PT-M125200PL-I3A2	A8	F1PT-M125200PL-IPA4	A10
	PNP N. C.	F1PT-M125200PD-I3A2	A8	F1PT-M125200PD-IPA4	A10
Wiring Diagram					
Dimensions (unit: mm)		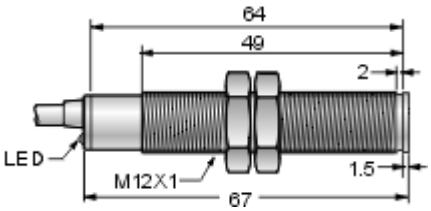		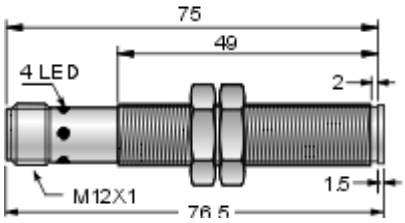	
Terminal Version		2M PVC (3x0.15mm2)		M8 Pico-style	
Weight		Approx. 67g		Approx. 40g	

Subject to modifications without notice

Tel: +86-755-2646 7962 Fax: +86-755-2646 7925 MSN: dfan852@hotmail.com
Web: www.mountiger.com E-mail: sales@mountiger.com QQ: 873764592

Mountiger Sensing the future

DC PHOTOELECTRIC SENSOR (FM12)

Type		FM12			
Sensing Mode		Througth-beam mode			
Sensing Picture					
Switching Distance (Sn)		5.2M			
Picture		CE			
Nominal Voltage		10-30VDC			
Residual Ripple		<10%			
Tolerance		±10%Sn			
Hysteresis		10%			
Emission		Infrared(880nM)			
Output		NPN or PNP			
Contact		Light ON or Dark ON			
Max. Output Current		150mA			
No Load Current		30mA or less			
Voltage Drop(Sensor On)		<2.5V			
Sensitivity Adjustment		-			
Response Time		1mS			
Short Circuit Protection		Yes			
Electric Protections		Yes			
Temperature Limits		-25 ~ +55℃			
Ambient Humidity		35 to 85% RH			
Light Immunity		>10.000Lux			
Protection Degree		IP67			
Housing Material		PBT Plastic or Nickel Plated Brass			
Sensing object		φ8mm or more			
Brass Housing	Emitter	F1BT-M125200DE-IPB4	A12		
	NPN N. O.	F1BT-M125200NL-IPA4	A9		
	NPN N. C.	F1BT-M125200ND-IPA4	A9		
	PNP N. O.	F1BT-M125200PL-IPA4	A9		
	PNP N. C.	F1BT-M125200PD-IPA4	A9		
Plastic Housing	Emitter	F1PT-M125200DE-IPB4	A9		
	NPN N. O.	F1PT-M125200NL-IPA4	A9		
	NPN N. C.	F1PT-M125200ND-IPA4	A9		
	PNP N. O.	F1PT-M125200PL-IPA4	A9		
	PNP N. C.	F1PT-M125200PD-IPA4	A9		
Wiring Diagram					
Dimensions (unit: mm)		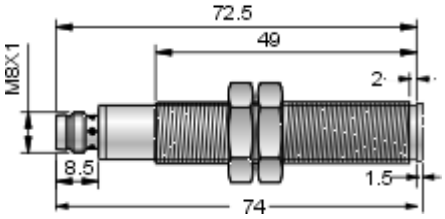			
Terminal Version		M8 Pico-style			
Weight		Approx. 40g			

Subject to modifications without notice

Tel: +86-755-2646 7962 Fax: +86-755-2646 7925 MSN: dfan852@hotmail.com
Web: www.mountiger.com E-mail: sales@mountiger.com QQ: 873764592

Mountiger Sensing the future

DC PHOTOELECTRIC SENSOR (FM12)

Type		FM12		FM12	
Sensing Mode		Retro-reflective mode		Retro-reflective mode	
Sensing Picture				(With Polarizing Filters)	
Switching Distance (Sn)		2 Meter		1 Meter	
Picture					
Nominal Voltage		10-30VDC		10-30VDC	
Residual Ripple		<10%		<10%	
Tolerance		±10%Sn		±10%Sn	
Hysteresis		10%		10%	
Emission		Infrared(880nM)		Red(660nM)	
Output		NPN or PNP		NPN or PNP	
Contact		Light ON or Dark ON		Light ON or Dark ON	
Max. Output Current		150mA		150mA	
No Load Current		30mA or less		30mA or less	
Voltage Drop(Sensor On)		<2.5V		<2.5V	
Sensitivity Adjustment		-		-	
Response Time		1mS		1mS	
Short Circuit Protection		Yes		Yes	
Electric Protections		Yes		Yes	
Temperature Limits		-25 ~ +55℃		-25 ~ +55℃	
Ambient Humidity		35 to 85% RH		35 to 85% RH	
Light Immunity		>10.000Lux		>10.000Lux	
Protection Degree		IP67		IP67	
Housing Material		PBT Plastic or Nickel Plated Brass		PBT Plastic or Nickel Plated Brass	
Sensing object		D51 Reflector		D51 Reflector	
Brass Housing					
	NPN N. O.+N. C.	F1BL-M122000NS-IEA4	A17	F1BL-M121000NS-REA4/F	A17
	PNP N. O.+N. C	F1BL-M122000PS-IEA4	A17	F1BL-M121000PS-REA4/F	A17
Plastic Housing					
	NPN N. O.+N. C.	F1PL-M122000NS-IEA4	A17	F1PL-M121000NS-REA4/F	A17
	PNP N. O.+N. C	F1PL-M122000PS-IEA4	A17	F1PL-M121000PS-REA4/F	A17
Wiring Diagram					
Dimensions (unit: mm)		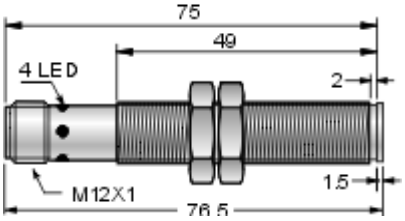		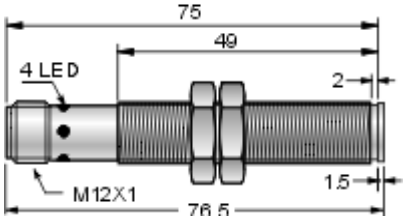	
Terminal Version		M12 Euro-style		M12 Euro-style	
Weight		Approx. 40g		Approx. 40g	

Subject to modifications without notice

Tel: +86-755-2646 7962 Fax: +86-755-2646 7925 MSN: dfan852@hotmail.com
Web: www.mountiger.com E-mail: sales@mountiger.com QQ: 873764592

Mountiger Sensing the future

DC PHOTOELECTRIC SENSOR (FM12)

Type		FM12		FM12	
Sensing Mode		Diffuse mode		Diffuse mode	
Sensing Picture					
Switching Distance (Sn)		200mm		200mm	
Picture					
Nominal Voltage		10-30VDC		10-30VDC	
Residual Ripple		<10%		<10%	
Tolerance		±10%Sn		±10%Sn	
Hysteresis		10%		10%	
Emission		Infrared(880nM)		Infrared(880nM)	
Output		NPN or PNP		NPN or PNP	
Contact		Light ON or Dark ON		Light ON or Dark ON	
Max. Output Current		150mA		150mA	
No Load Current		30mA or less		30mA or less	
Voltage Drop(Sensor On)		<2.5V		<2.5V	
Sensitivity Adjustment		-		-	
Response Time		1mS		1mS	
Short Circuit Protection		Yes		Yes	
Electric Protections		Yes		Yes	
Temperature Limits		-25 ~ +55℃		-25 ~ +55℃	
Ambient Humidity		35 to 85% RH		35 to 85% RH	
Light Immunity		>10.000Lux		>10.000Lux	
Protection Degree		IP67		IP67	
Housing Material		PBT Plastic or Nickel Plated Brass		PBT Plastic or Nickel Plated Brass	
Sensing object		10x10cm white paper		10x10cm white paper	
Brass Housing					
	NPN N. O.+N. C.	F1BD-M120200NS-I4A2	A14	F1BD-M120200NS-IEA4	A17
	PNP N. O.+N. C	F1BD-M120200PS-I4A2	A15	F1BD-M120200PS-IEA4	A17
Plastic Housing					
	NPN N. O.+N. C.	F1PD-M120200NS-I4A2	A14	F1PD-M120200NS-IEA4	A17
	PNP N. O.+N. C	F1PD-M120200PS-I4A2	A15	F1PD-M120200PS-IEA4	A17
Wiring Diagram					
Dimensions (unit: mm)		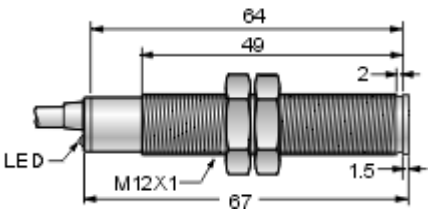		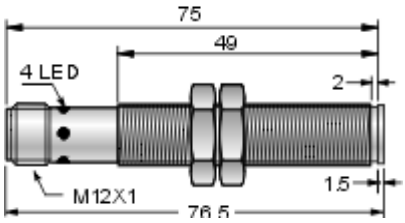	
Terminal Version		2M PVC (3x0.15mm2)		M8 Pico-style	
Weight		Approx. 67g		Approx. 40g	

Subject to modifications without notice

Tel: +86-755-2646 7962 Fax: +86-755-2646 7925 MSN: dfan852@hotmail.com
Web: www.mountiger.com E-mail: sales@mountiger.com QQ: 873764592

Mountiger Sensing the future

DC PHOTOELECTRIC SENSOR (FM12)

Type		FM12		FM12	
Sensing Mode		Diffuse mode		Retro-reflective mode	
Sensing Picture					
Switching Distance (Sn)		200mm		1.5M	
Picture					
Nominal Voltage		10-30VDC		10-30VDC	
Residual Ripple		<10%		<10%	
Tolerance		±10%Sn		±10%Sn	
Hysteresis		10%		10%	
Emission		Infrared(880nM)		Infrared(880nM)	
Output		NPN or PNP		NPN or PNP	
Contact		Light ON or Dark ON		Light ON or Dark ON	
Max. Output Current		150mA		150mA	
No Load Current		30mA or less		30mA or less	
Voltage Drop(Sensor On)		<2.5V		<2.5V	
Sensitivity Adjustment		-		-	
Response Time		1mS		1mS	
Short Circuit Protection		Yes		Yes	
Electric Protections		Yes		Yes	
Temperature Limits		-25 ~ +55℃		-25 ~ +55℃	
Ambient Humidity		35 to 85% RH		35 to 85% RH	
Light Immunity		>10.000Lux		>10.000Lux	
Protection Degree		IP67		IP67	
Housing Material		PBT Plastic or Nickel Plated Brass		PBT Plastic or Nickel Plated Brass	
Sensing object		10x10cm white paper		D51 Reflector	
Brass Housing					
	NPN N. O.+N. C.	F1BD-M120200NS-IPA4	A16	F1BL-M121500NS-IPA4	A16
	PNP N. O.+N. C	F1BD-M120200PS-IPA4	A16	F1BL-M121500PS-IPA4	A16
Plastic Housing					
	NPN N. O.+N. C.	F1PD-M120200NS-IPA4	A16	F1PL-M121500NS-IPA4	A16
	PNP N. O.+N. C	F1PD-M120200PS-IPA4	A16	F1PL-M121500PS-IPA4	A16
Wiring Diagram					
Dimensions (unit: mm)		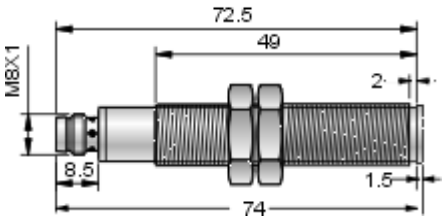		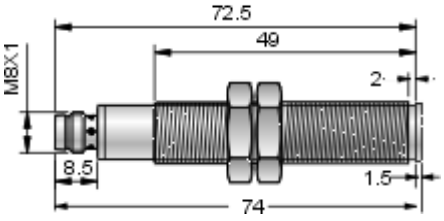	
Terminal Version		M8 Pico-style		M8 Pico-style	
Weight		Approx. 40g		Approx. 40g	

Subject to modifications without notice

Tel: +86-755-2646 7962 Fax: +86-755-2646 7925 MSN: dfan852@hotmail.com
Web: www.mountiger.com E-mail: sales@mountiger.com QQ: 873764592

Mountiger Sensing the future

DC PHOTOELECTRIC SENSOR (FM12)

Type		FM12		FM12	
Sensing Mode		Retro-reflective mode		Retro-reflective mode	
Sensing Picture					
Switching Distance (Sn)		1.5M		1.5M	
Picture					
Nominal Voltage		10-30VDC		10-30VDC	
Residual Ripple		<10%		<10%	
Tolerance		±10%Sn		±10%Sn	
Hysteresis		10%		10%	
Emission		Infrared(880nM)		Infrared(880nM)	
Output		NPN or PNP		NPN or PNP	
Contact		Light ON or Dark ON		Light ON or Dark ON	
Max. Output Current		150mA		150mA	
No Load Current		30mA or less		30mA or less	
Voltage Drop(Sensor On)		<2.5V		<2.5V	
Sensitivity Adjustment		-		-	
Response Time		1mS		1mS	
Short Circuit Protection		Yes		Yes	
Electric Protections		Yes		Yes	
Temperature Limits		-25 ~ +55℃		-25 ~ +55℃	
Ambient Humidity		35 to 85% RH		35 to 85% RH	
Light Immunity		>10.000Lux		>10.000Lux	
Protection Degree		IP67		IP67	
Housing Material		PBT Plastic or Nickel Plated Brass		PBT Plastic or Nickel Plated Brass	
Sensing object		D51 Reflector		D51 Reflector	
Brass Housing					
	NPN N. O.+N. C.	F1BL-M121500NS-I4A2	A14	F1BL-M121500NS-IEA4	A17
	PNP N. O.+N. C	F1BL-M121500PS-I4A2	A15	F1BL-M121500PS-IEA4	A17
Plastic Housing					
	NPN N. O.+N. C.	F1PL-M121500NS-I4A2	A14	F1PL-M121500NS-IEA4	A17
	PNP N. O.+N. C	F1PL-M121500PS-I4A2	A15	F1PL-M121500PS-IEA4	A17
Wiring Diagram					
Dimensions (unit: mm)		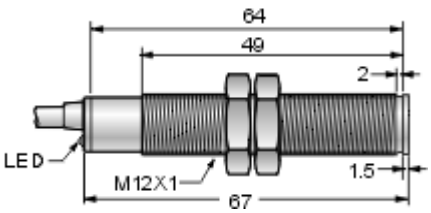		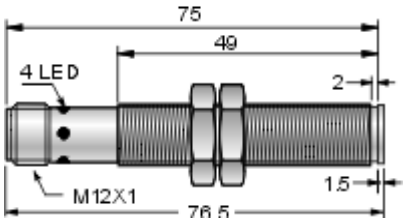	
Terminal Version		2M PVC (3x0.15mm2)		M8 Pico-style	
Weight		Approx. 67g		Approx. 40g	

Subject to modifications without notice

Tel: +86-755-2646 7962 Fax: +86-755-2646 7925 MSN: dfan852@hotmail.com
Web: www.mountiger.com E-mail: sales@mountiger.com QQ: 873764592

Mountiger Sensing the future

DC PHOTOELECTRIC SENSOR (FM12)

Type		FM12		FM12	
Sensing Mode		Retro-reflective mode		Retro-reflective mode	
Sensing Picture		(With Polarizing Filters)		(With Polarizing Filters)	
Switching Distance (Sn)		500mm		500mm	
Picture					
Nominal Voltage		10-30VDC		10-30VDC	
Residual Ripple		<10%		<10%	
Tolerance		±10%Sn		±10%Sn	
Hysteresis		10%		10%	
Emission		Red(660nM)		Red(660nM)	
Output		NPN or PNP		NPN or PNP	
Contact		Light ON or Dark ON		Light ON or Dark ON	
Max. Output Current		150mA		150mA	
No Load Current		30mA or less		30mA or less	
Voltage Drop(Sensor On)		<2.5V		<2.5V	
Sensitivity Adjustment		-		-	
Response Time		1mS		1mS	
Short Circuit Protection		Yes		Yes	
Electric Protections		Yes		Yes	
Temperature Limits		-25 ~ +55℃		-25 ~ +55℃	
Ambient Humidity		35 to 85% RH		35 to 85% RH	
Light Immunity		>10.000Lux		>10.000Lux	
Protection Degree		IP67		IP67	
Housing Material		PBT Plastic or Nickel Plated Brass		PBT Plastic or Nickel Plated Brass	
Sensing object		D51 Reflector		D51 Reflector	
Brass Housing					
	NPN N. O.+N. C.	F1BL-M120500NS-R4A2/F	A14	F1BL-M120500NS-REA4/F	A17
	PNP N. O.+N. C	F1BL-M120500PS-R4A2/F	A15	F1BL-M120500PS-REA4/F	A17
Plastic Housing					
	NPN N. O.+N. C.	F1PL-M120500NS-R4A2/F	A14	F1PL-M120500NS-REA4/F	A17
	PNP N. O.+N. C	F1PL-M120500PS-R4A2/F	A15	F1PL-M120500PS-REA4/F	A17
Wiring Diagram					
Dimensions (unit: mm)		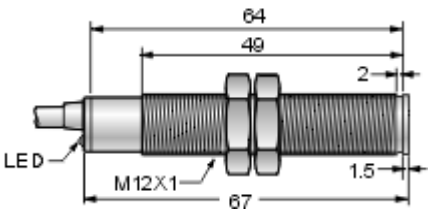		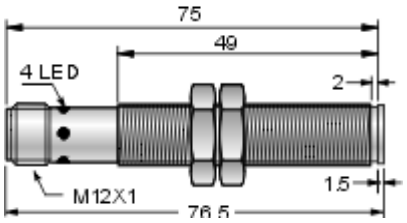	
Terminal Version		2M PVC (3x0.15mm2)		M8 Pico-style	
Weight		Approx. 67g		Approx. 40g	

Subject to modifications without notice

Tel: +86-755-2646 7962 Fax: +86-755-2646 7925 MSN: dfan852@hotmail.com
Web: www.mountiger.com E-mail: sales@mountiger.com QQ: 873764592

Mountiger Sensing the future

DC PHOTOELECTRIC SENSOR (FM12)

Type		FM12			
Sensing Mode		Retro-reflective mode			
Sensing Picture		(With Polarizing Filters)			
Switching Distance (Sn)		500mm			
Picture		CE			
Nominal Voltage		10-30VDC			
Residual Ripple		<10%			
Tolerance		±10%Sn			
Hysteresis		10%			
Emission		Red(660nM)			
Output		NPN or PNP			
Contact		Light ON or Dark ON			
Max. Output Current		150mA			
No Load Current		30mA or less			
Voltage Drop(Sensor On)		<2.5V			
Sensitivity Adjustment		-			
Response Time		1mS			
Short Circuit Protection		Yes			
Electric Protections		Yes			
Temperature Limits		-25 ~ +55℃			
Ambient Humidity		35 to 85% RH			
Light Immunity		>10.000Lux			
Protection Degree		IP67			
Housing Material		PBT Plastic or Nickel Plated Brass			
Sensing object		D51 Reflector			
Brass Housing					
	NPN N. O.+N. C.	F1BL-M120500NS-RPA4/F	A16		
	PNP N. O.+N. C	F1BL-M120500PS-RPA4/F	A16		
Plastic Housing					
	NPN N. O.+N. C.	F1PL-M120500NS-RPA4/F	A16		
	PNP N. O.+N. C	F1PL-M120500PS-RPA4/F	A16		
Wiring Diagram					
Dimensions (unit: mm)		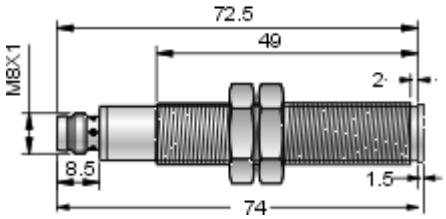			
Terminal Version		M8 Pico-style			
Weight		Approx. 40g			

Subject to modifications without notice

Tel: +86-755-2646 7962 Fax: +86-755-2646 7925 MSN: dfan852@hotmail.com
Web: www.mountiger.com E-mail: sales@mountiger.com QQ: 873764592

Mountiger Sensing the future

WIRING DIAGRAMS FOR FM12 SERIES PHOTOELECTRIC SENSORS

(A7) M12 Receiver NPN output Cable

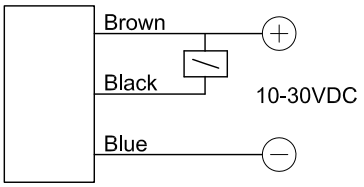

(A8) M12 Receiver PNP output Cable

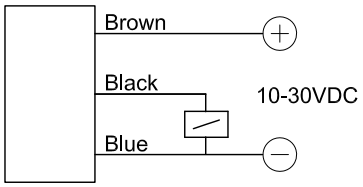

(A9) M12 Receiver Pico-style

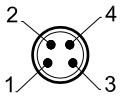

Connector face view

1. +V
2. Not use
3. 0V
4. Output

(A10) M12 Receiver Euro-style

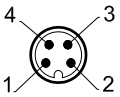

Connector face view

1. +V
2. Not use
3. 0V
4. Output

(A11) M12 Emitter Cable

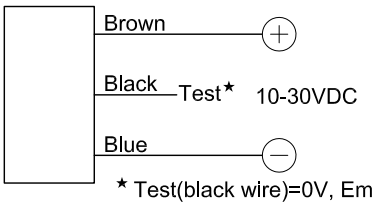

★ Test(black wire)=0V, Emitter off

(A12) M12 Emitter Pico-style

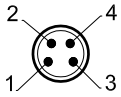

Connector face view

1. +V
2. Not use
3. 0V
4. Test ★

★ Test(black wire)=0V, Emitter off

(A13) M12 Eimitter Euro-style

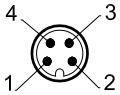

Connector face view

1. +V
2. Not use
3. 0V
4. Test ★

★ Test(black wire)=0V, Emitter off

(A14) M12 Receiver NPN output Cable

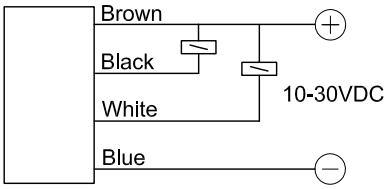

(A15) M12 Receiver PNP output Cable

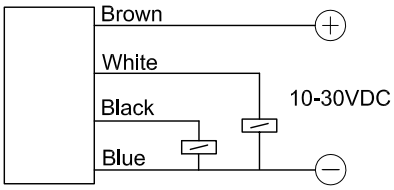

(A16) M8 Receiver Pico-style

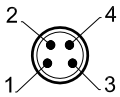

Connector face view

1. +V
2. Not use
3. 0V
4. Output

(A17) M12 Receiver Euro-style

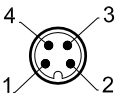

Connector face view

1. +V
2. Not use
3. 0V
4. Output

Accessories (unit: mm)

D51 Reflector

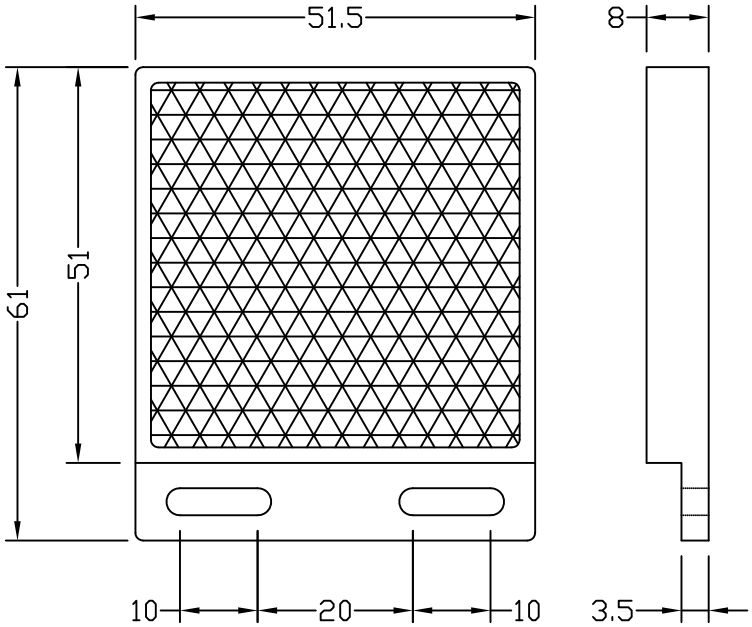

FM18 SERIES PHOTOELECTRIC PROXIMITY SENSORS

Type	Switching Distance (Sn)	Mode	Output/Contact	Housing Material	Housing Size(mm)	Terminal Version	Power	Page
FM18	15 meter	Through-beam	NPN or PNP Light ON or Dark ON	PBT Plastic or Nickel Plated Brass	M18x65	Cable	10-30VDC	C3-01
FM18	15 meter	Through-beam	NPN or PNP Light ON or Dark ON	PBT Plastic or Nickel Plated Brass	M18x79.5	Euro-style	10-30VDC	C3-01
FM18	500mm	Diffuse mode	NPN or PNP Light ON or Dark ON	PBT Plastic or Nickel Plated Brass	M18x65	Cable	10-30VDC	C3-02
FM18	500mm	Diffuse mode	NPN or PNP Light ON or Dark ON	PBT Plastic or Nickel Plated Brass	M18x79.5	Euro-style	10-30VDC	C3-02
FM18	150mm	Diffuse mode	NPN or PNP Light ON or Dark ON	PBT Plastic or Nickel Plated Brass	M18x65	Cable	10-30VDC	C3-03
FM18	150mm	Diffuse mode	NPN or PNP Light ON or Dark ON	PBT Plastic or Nickel Plated Brass	M18x79.5	Euro-style	10-30VDC	C3-03
FM18	3 meter	Retro-reflective mode	NPN or PNP Light ON or Dark ON	PBT Plastic or Nickel Plated Brass	M18x65	Cable	10-30VDC	C3-04
FM18	3 meter	Retro-reflective mode	NPN or PNP Light ON or Dark ON	PBT Plastic or Nickel Plated Brass	M18x79.5	Euro-style	10-30VDC	C3-04
FM18	1 meter	Retro-reflective mode (with polarizing filters)	NPN or PNP Light ON or Dark ON	PBT Plastic or Nickel Plated Brass	M18x65	Cable	10-30VDC	C3-05
FM18	1 meter	Retro-reflective mode (with polarizing filters)	NPN or PNP Light ON or Dark ON	PBT Plastic or Nickel Plated Brass	M18x79.5	Euro-style	10-30VDC	C3-05
FM18A	15 meter	Through-beam	NPN or PNP N.O & N.C.	PBT Plastic or Nickel Plated Brass	M18x65	Cable	10-30VDC	C3-06
FM18A	15 meter	Through-beam	NPN or PNP N.O & N.C.	PBT Plastic or Nickel Plated Brass	M18x79.5	Euro-style	10-30VDC	C3-06

FM18 SERIES PHOTOELECTRIC PROXIMITY SENSORS

FM18A	500mm	Diffuse mode	NPN or PNP N.O & N.C.	PBT Plastic or Nickel Plated Brass	M18x65	Cable	10-30VDC	C3-07
FM18A	500mm	Diffuse mode	NPN or PNP N.O & N.C.	PBT Plastic or Nickel Plated Brass	M18x79.5	Euro-style	10-30VDC	C3-07
FM18A	150mm	Diffuse mode	NPN or PNP N.O & N.C.	PBT Plastic or Nickel Plated Brass	M18x65	Cable	10-30VDC	C3-08
FM18A	150mm	Diffuse mode	NPN or PNP N.O & N.C.	PBT Plastic or Nickel Plated Brass	M18x79.5	Euro-style	10-30VDC	C3-08
FM18A	3 meter	Retro-reflective mode	NPN or PNP N.O & N.C.	PBT Plastic or Nickel Plated Brass	M18x65	Cable	10-30VDC	C3-09
FM18A	3 meter	Retro-reflective mode	NPN or PNP N.O & N.C.	PBT Plastic or Nickel Plated Brass	M18x79.5	Euro-style	10-30VDC	C3-09
FM18A	1 meter	Retro-reflective mode (with polarizing filters)	NPN or PNP N.O & N.C.	PBT Plastic or Nickel Plated Brass	M18x65	Cable	10-30VDC	C3-10
FM18A	1 meter	Retro-reflective mode (with polarizing filters)	NPN or PNP N.O & N.C.	PBT Plastic or Nickel Plated Brass	M18x79.5	Euro-style	10-30VDC	C3-10
FM18B	15 meter	Through-beam	NPN or PNP N.O or N.C.	PBT Plastic or Nickel Plated Brass	M18x65	Cable	10-30VDC	C3-11
FM18B	15 meter	Through-beam	NPN or PNP N.O or N.C.	PBT Plastic or Nickel Plated Brass	M18x79.5	Euro-style	10-30VDC	C3-11
FM18B	500mm	Diffuse mode	NPN or PNP N.O or N.C.	PBT Plastic or Nickel Plated Brass	M18x65	Cable	10-30VDC	C3-12
FM18B	500mm	Diffuse mode	NPN or PNP N.O or N.C.	PBT Plastic or Nickel Plated Brass	M18x79.5	Euro-style	10-30VDC	C3-12
FM18B	150mm	Diffuse mode	NPN or PNP N.O or N.C.	PBT Plastic or Nickel Plated Brass	M18x65	Cable	10-30VDC	C3-13
FM18B	150mm	Diffuse mode	NPN or PNP N.O or N.C.	PBT Plastic or Nickel Plated Brass	M18x79.5	Euro-style	10-30VDC	C3-13
FM18B	3 meter	Retro-reflective mode	NPN or PNP N.O or N.C.	PBT Plastic or Nickel Plated Brass	M18x65	Cable	10-30VDC	C3-14
FM18B	3 meter	Retro-reflective mode	NPN or PNP N.O or N.C.	PBT Plastic or Nickel Plated Brass	M18x79.5	Euro-style	10-30VDC	C3-14

FM18 SERIES PHOTOELECTRIC PROXIMITY SENSORS

FM18B	1 meter	Retro-reflective mode (with polarizing filters)	NPN or PNP N.O or N.C.	PBT Plastic or Nickel Plated Brass	M18x65	Cable	10-30VDC	C3-15
FM18B	1 meter	Retro-reflective mode (with polarizing filters)	NPN or PNP N.O or N.C.	PBT Plastic or Nickel Plated Brass	M18x79.5	Euro-style	10-30VDC	C3-15
FM18	15 meter	Through-beam	AC non-contact(MOSFET Output) / Light ON or Dark ON	PBT Plastic or Nickel Plated Brass	M18x65	Cable	24-240VAC	C3-16
FM18	15 meter	Through-beam	AC non-contact(MOSFET Output) / Light ON or Dark ON	PBT Plastic or Nickel Plated Brass	M18x79.5	Euro-style	24-240VAC	C3-16
FM18	500mm	Diffuse mode	AC non-contact(MOSFET Output) / Light ON or Dark ON	PBT Plastic or Nickel Plated Brass	M18x65	Cable	24-240VAC	C3-17
FM18	500mm	Diffuse mode	AC non-contact(MOSFET Output) / Light ON or Dark ON	PBT Plastic or Nickel Plated Brass	M18x79.5	Euro-style	24-240VAC	C3-17
FM18	150mm	Diffuse mode	AC non-contact(MOSFET Output) / Light ON or Dark ON	PBT Plastic or Nickel Plated Brass	M18x65	Cable	24-240VAC	C3-18
FM18	150mm	Diffuse mode	AC non-contact(MOSFET Output) / Light ON or Dark ON	PBT Plastic or Nickel Plated Brass	M18x79.5	Euro-style	24-240VAC	C3-18
FM18	3 meter	Retro-reflective mode	AC non-contact(MOSFET Output) / Light ON or Dark ON	PBT Plastic or Nickel Plated Brass	M18x65	Cable	24-240VAC	C3-19
FM18	3 meter	Retro-reflective mode	AC non-contact(MOSFET Output) / Light ON or Dark ON	PBT Plastic or Nickel Plated Brass	M18x79.5	Euro-style	24-240VAC	C3-19
FM18	1 meter	Retro-reflective mode (with polarizing filters)	AC non-contact(MOSFET Output) / Light ON or Dark ON	PBT Plastic or Nickel Plated Brass	M18x65	Cable	24-240VAC	C3-20
FM18	1 meter	Retro-reflective mode (with polarizing filters)	AC non-contact(MOSFET Output) / Light ON or Dark ON	PBT Plastic or Nickel Plated Brass	M18x79.5	Euro-style	24-240VAC	C3-20

DC WITH LIGHT ON OR DARK ON PROGRAMMABLE OUTPUT PHOTOELECTRIC SENSOR (FM18)

Type		FM18		FM18	
Sensing Mode		Througn-beam mode		Througn-beam mode	
Sensing Picture					
Switching Distance (Sn)		15M		15M	
Picture					
Nominal Voltage		10-30VDC		10-30VDC	
Residual Ripple		<10%		<10%	
Tolerance		±10%Sn		±10%Sn	
Hysteresis		10%		10%	
Emission		Infrared(880nM)		Infrared(880nM)	
Output		NPN or PNP		NPN or PNP	
Contact		Light ON or Dark ON		Light ON or Dark ON	
Max. Output Current		200mA		200mA	
No Load Current		30mA or less		30mA or less	
Voltage Drop(Sensor On)		<2.5V		<2.5V	
Sensitivity Adjustment		Trimmer 1 tum		Trimmer 1 tum	
Response Time		1mS		1mS	
Short Circuit Protection		Yes		Yes	
Electric Protections		Yes		Yes	
Temperature Limits		-25 ~ +55℃		-25 ~ +55℃	
Ambient Humidity		35 to 85% RH		35 to 85% RH	
Light Immunity		>10.000Lux		>10.000Lux	
Protection Degree		IP67		IP67	
Housing Material		PBT Plastic or Nickel Plated Brass		PBT Plastic or Nickel Plated Brass	
Sensing object		φ8mm or more		φ8mm or more	
Brass Housing	Emitter	F1BT-M18015MDE-I3B2	A22	F1BT-M18015MDE-IEB4	A23
	NPN Light ON or Dark ON	F1BT-M18015MNS-I4A2	A18	F1BT-M18015MNS-IEA4	A19
	PNP Light ON or Dark ON	F1BT-M18015MPS-I4A2	A20	F1BT-M18015MPS-IEA4	A21
Plastic Housing	Emitter	F1PT-M18015MDE-I3B2	A22	F1PT-M18015MDE-IEB4	A23
	NPN Light ON or Dark ON	F1PT-M18015MNS-I4A2	A18	F1PT-M18015MNS-IEA4	A19
	PNP Light ON or Dark ON	F1PT-M18015MPS-I4A2	A20	F1PT-M18015MPS-IEA4	A21
Wiring Diagram					
Dimensions (unit: mm)		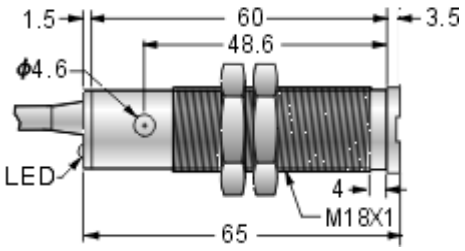		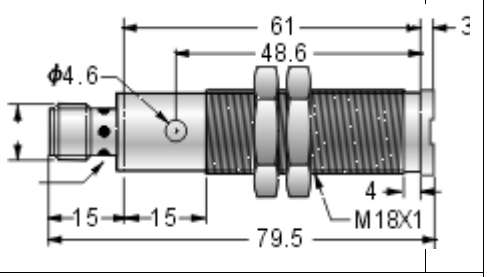	
Terminal Version		2M PVC (3x0.15mm2)		M12 Euro Style	
Weight		Approx.112g		Approx. 75g	

Subject to modifications without notice

Tel: +86-755-2646 7962 Fax: +86-755-2646 7925 MSN: dfan852@hotmail.com
Web: www.mountiger.com E-mail: sales@mountiger.com QQ: 873764592

Mountiger Sensing the future

DC WITH LIGHT ON OR DARK ON PROGRAMMABLE OUTPUT PHOTOELECTRIC SENSOR (FM18)

Type		FM18		FM18	
Sensing Mode		Diffuse mode		Diffuse mode	
Sensing Picture					
Switching Distance (Sn)		500mm		500mm	
Picture					
Nominal Voltage		10-30VDC		10-30VDC	
Residual Ripple		<10%		<10%	
Tolerance		±10%Sn		±10%Sn	
Hysteresis		10%		10%	
Emission		Infrared(880nM)		Infrared(880nM)	
Output		NPN or PNP		NPN or PNP	
Contact		Light ON or Dark ON(Programable)		Light ON or Dark ON(Programable)	
Max. Output Current		200mA		200mA	
No Load Current		30mA or less		30mA or less	
Voltage Drop(Sensor On)		<2.5V		<2.5V	
Sensitivity Adjustment		Trimmer 1 turn		Trimmer 1 tum	
Response Time		1mS		1mS	
Short Circuit Protection		Yes		Yes	
Electric Protections		Yes		Yes	
Temperature Limits		-25 ~ +55℃		-25 ~ +55℃	
Ambient Humidity		35 to 85% RH		35 to 85% RH	
Light Immunity		>10.000Lux		>10.000Lux	
Protection Degree		IP67		IP67	
Housing Material		PBT Plastic or Nickel Plated Brass		PBT Plastic or Nickel Plated Brass	
Sensing object		20x20cm white paper		20x20cm white paper	
Brass Housing	Emitter				
	NPN Light ON or Dark ON	F1BD-M180500NS-I4A2	A18	F1BD-M180500NS-IEA4	A19
	PNP Light ON or Dark ON	F1BD-M180500PS-I4A2	A20	F1BD-M180500PS-IEA4	A21
Plastic Housing	Emitter				
	NPN Light ON or Dark ON	F1PD-M180500NS-I4A2	A18	F1PD-M180500NS-IEA4	A19
	PNP Light ON or Dark ON	F1PD-M180500PS-I4A2	A20	F1PD-M180500PS-IEA4	A21
Wiring Diagram					
Dimensions (unit: mm)		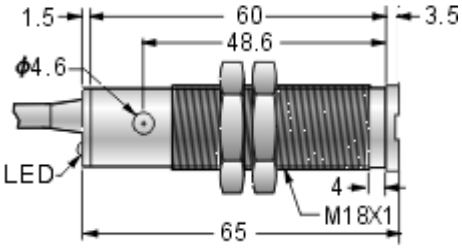		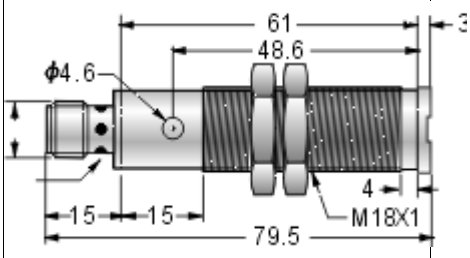	
Terminal Version		2M PVC (3x0.15mm2)		M12 Euro Style	
Weight		Approx.112g		Approx. 75g	

Subject to modifications without notice

Tel: +86-755-2646 7962 Fax: +86-755-2646 7925 MSN: dfan852@hotmail.com
Web: www.mountiger.com E-mail: sales@mountiger.com QQ: 873764592

Mountiger Sensing the future

DC WITH LIGHT ON OR DARK ON PROGRAMMABLE OUTPUT PHOTOELECTRIC SENSOR (FM18)

Type		FM18		FM18	
Sensing Mode		Diffuse mode		Diffuse mode	
Sensing Picture					
Switching Distance (Sn)		150mm		150mm	
Picture					
Nominal Voltage		10-30VDC		10-30VDC	
Residual Ripple		<10%		<10%	
Tolerance		±10%Sn		±10%Sn	
Hysteresis		10%		10%	
Emission		Infrared(880nM)		Infrared(880nM)	
Output		NPN or PNP		NPN or PNP	
Contact		Light ON or Dark ON(Programable)		Light ON or Dark ON(Programable)	
Max. Output Current		200mA		200mA	
No Load Current		30mA or less		30mA or less	
Voltage Drop(Sensor On)		<2.5V		<2.5V	
Sensitivity Adjustment		Trimmer 1 tum		Trimmer 1 tum	
Response Time		1mS		1mS	
Short Circuit Protection		Yes		Yes	
Electric Protections		Yes		Yes	
Temperature Limits		-25 ~ +55℃		-25 ~ +55℃	
Ambient Humidity		35 to 85% RH		35 to 85% RH	
Light Immunity		>10.000Lux		>10.000Lux	
Protection Degree		IP67		IP67	
Housing Material		PBT Plastic or Nickel Plated Brass		PBT Plastic or Nickel Plated Brass	
Sensing object		10x10cm white paper		10x10cm white paper	
Brass Housing	Emitter				
	NPN Light ON or Dark ON	F1BD-M180150NS-I4A2	A18	F1BD-M180150NS-IEA4	A19
	PNP Light ON or Dark ON	F1BD-M180150PS-I4A2	A20	F1BD-M180150PS-IEA4	A21
Plastic Housing	Emitter				
	NPN Light ON or Dark ON	F1PD-M180150NS-I4A2	A18	F1PD-M180150NS-IEA4	A19
	PNP Light ON or Dark ON	F1PD-M180150PS-I4A2	A20	F1PD-M180150PS-IEA4	A21
Wiring Diagram					
Dimensions (unit: mm)		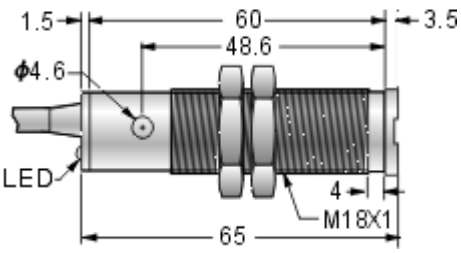		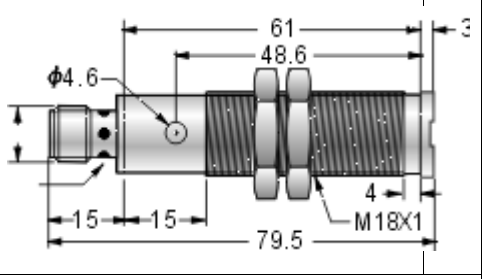	
Terminal Version		2M PVC (3x0.15mm2)		M12 Euro Style	
Weight		Approx.112g		Approx. 75g	

Subject to modifications without notice

Tel: +86-755-2646 7962 Fax: +86-755-2646 7925 MSN: dfan852@hotmail.com
Web: www.mountiger.com E-mail: sales@mountiger.com QQ: 873764592

Mountiger Sensing the future

DC WITH LIGHT ON OR DARK ON PROGRAMMABLE OUTPUT PHOTOELECTRIC SENSOR (FM18)

Type		FM18		FM18	
Sensing Mode		Retro-reflective mode		Retro-reflective mode	
Sensing Picture					
Switching Distance (Sn)		3M		3M	
Picture					
Nominal Voltage		10-30VDC		10-30VDC	
Residual Ripple		<10%		<10%	
Tolerance		±10%Sn		±10%Sn	
Hysteresis		10%		10%	
Emission		Infrared(880nM)		Infrared(880nM)	
Output		NPN or PNP(Programable)		NPN or PNP(Programable)	
Contact		Light ON or Dark ON(Programable)		Light ON or Dark ON(Programable)	
Max. Output Current		200mA		200mA	
No Load Current		30mA or less		30mA or less	
Voltage Drop(Sensor On)		<2.5V		<2.5V	
Sensitivity Adjustment		Trimmer 1 tum		Trimmer 1 tum	
Response Time		1mS		1mS	
Short Circuit Protection		Yes		Yes	
Electric Protections		Yes		Yes	
Temperature Limits		-25 ~ +55℃		-25 ~ +55℃	
Ambient Humidity		35 to 85% RH		35 to 85% RH	
Light Immunity		>10.000Lux		>10.000Lux	
Protection Degree		IP67		IP67	
Housing Material		PBT Plastic or Nickel Plated Brass		PBT Plastic or Nickel Plated Brass	
Sensing object		D51 Reflector		D51 Reflector	
Brass Housing	Emitter				
	NPN Light ON or Dark ON	F1BL-M183000NS-I4A2	A18	F1BL-M183000NS-IEA4	A19
	PNP Light ON or Dark ON	F1BL-M183000PS-I4A2	A20	F1BL-M183000PS-IEA4	A21
Plastic Housing	Emitter				
	NPN Light ON or Dark ON	F1PL-M183000NS-I4A2	A18	F1PL-M183000NS-IEA4	A19
	PNP Light ON or Dark ON	F1PL-M183000PS-I4A2	A20	F1PL-M183000PS-IEA4	A21
Wiring Diagram					
Dimensions (unit: mm)		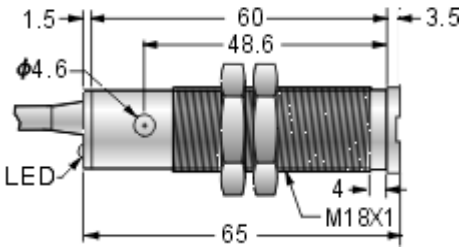		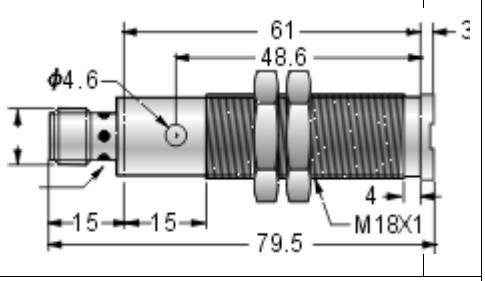	
Terminal Version		2M PVC (3x0.15mm2)		M12 Euro Style	
Weight		Approx.112g		Approx. 75g	

Subject to modifications without notice

Tel: +86-755-2646 7962 Fax: +86-755-2646 7925 MSN: dfan852@hotmail.com
Web: www.mountiger.com E-mail: sales@mountiger.com QQ: 873764592

Mountiger Sensing the future

DC WITH LIGHT ON OR DARK ON PROGRAMMABLE OUTPUT PHOTOELECTRIC SENSOR (FM18)

Type		FM18		FM18	
Sensing Mode		Retro-reflective mode		Retro-reflective mode	
Sensing Picture		With Polarizing Filters		With Polarizing Filters	
Switching Distance (Sn)		1M		1M	
Picture					
Nominal Voltage		10-30VDC		10-30VDC	
Residual Ripple		<10%		<10%	
Tolerance		±10%Sn		±10%Sn	
Hysteresis		10%		10%	
Emission		Red(660nM)		Red(660nM)	
Output		NPN or PNP(Programable)		NPN or PNP(Programable)	
Contact		Light ON or Dark ON(Programable)		Light ON or Dark ON(Programable)	
Max. Output Current		200mA		200mA	
No Load Current		30mA or less		30mA or less	
Voltage Drop(Sensor On)		<2.5V		<2.5V	
Sensitivity Adjustment		Trimmer 1 tum		Trimmer 1 tum	
Response Time		1mS		1mS	
Short Circuit Protection		Yes		Yes	
Electric Protections		Yes		Yes	
Temperature Limits		-25 ~ +55℃		-25 ~ +55℃	
Ambient Humidity		35 to 85% RH		35 to 85% RH	
Light Immunity		>10.000Lux		>10.000Lux	
Protection Degree		IP67		IP67	
Housing Material		PBT Plastic or Nickel Plated Brass		PBT Plastic or Nickel Plated Brass	
Sensing object		D51 Reflector		D51 Reflector	
Brass Housing	Emitter				
	NPN Light ON or Dark ON	F1BL-M181000NS-R4A2/F	A18	F1BL-M181000NS-REA4/F	A19
	PNP Light ON or Dark ON	F1BL-M181000PS-R4A2/F	A20	F1BL-M181000PS-REA4/F	A21
Plastic Housing	Emitter				
	NPN Light ON or Dark ON	F1PL-M181000NS-R4A2/F	A18	F1PL-M181000NS-REA4/F	A19
	PNP Light ON or Dark ON	F1PL-M181000PS-R4A2/F	A20	F1PL-M181000PS-REA4/F	A21
Wiring Diagram					
Dimensions (unit: mm)		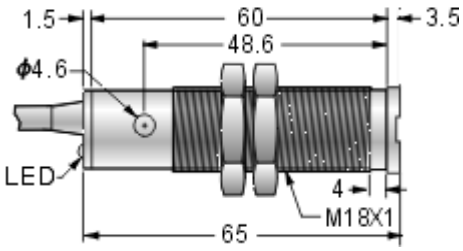		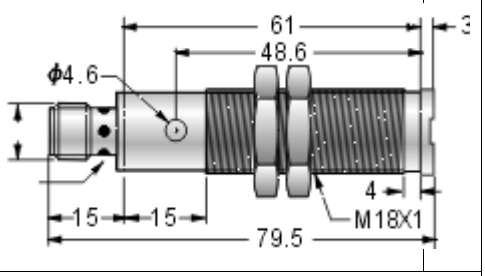	
Terminal Version		2M PVC (3x0.15mm2)		M12 Euro Style	
Weight		Approx.112g		Approx. 75g	

Subject to modifications without notice

Tel: +86-755-2646 7962 Fax: +86-755-2646 7925 MSN: dfan852@hotmail.com
Web: www.mountiger.com E-mail: sales@mountiger.com QQ: 873764592

Mountiger Sensing the future

DC WITH N.O.+N.C. PROGRAMME OUTPUT PHOTOELECTRIC SENSOR (FM18A)

Type		FM18A		FM18A	
Sensing Mode		Througn-beam mode		Througn-beam mode	
Sensing Picture					
Switching Distance (Sn)		15M		15M	
Picture					
Nominal Voltage		10-30VDC		10-30VDC	
Residual Ripple		<10%		<10%	
Tolerance		±10%Sn		±10%Sn	
Hysteresis		10%		10%	
Emission		Infrared(880nM)		Infrared(880nM)	
Output		NPN or PNP(Programable)		NPN or PNP(Programable)	
Contact		N.O. & N.C.(Programable)		N.O. & N.C.(Programable)	
Max. Output Current		200mA		200mA	
No Load Current		30mA or less		30mA or less	
Voltage Drop(Sensor On)		<2.5V		<2.5V	
Sensitivity Adjustment		Trimmer 1 tum		Trimmer 1 tum	
Response Time		1mS		1mS	
Short Circuit Protection		Yes		Yes	
Electric Protections		Yes		Yes	
Temperature Limits		-25 ~ +55℃		-25 ~ +55℃	
Ambient Humidity		35 to 85% RH		35 to 85% RH	
Light Immunity		>10.000Lux		>10.000Lux	
Protection Degree		IP67		IP67	
Housing Material		PBT Plastic or Nickel Plated Brass		PBT Plastic or Nickel Plated Brass	
Sensing object		φ8mm or more		φ8mm or more	
Brass Housing	Emitter	F1BT-M18015MDE-I3B2-A	A28	F1BT-M18015MDE-IEB4-A	A29
	NPN N.O. + N.C.	F1BT-M18015MNS-I4A2-A	A24	F1BT-M18015MNS-IEA4-A	A25
	PNP N.O. & N.C.	F1BT-M18015MPS-I4A2-A	A26	F1BT-M18015MPS-IEA4-A	A27
Plastic Housing	Emitter	F1PT-M18015MDE-I3B2-A	A28	F1PT-M18015MDE-IEB4-A	A29
	NPN N.O. + N.C.	F1PT-M18015MNS-I4A2-A	A24	F1PT-M18015MNS-IEA4-A	A25
	PNP N.O. & N.C.	F1PT-M18015MPS-I4A2-A	A26	F1PT-M18015MPS-IEA4-A	A27
Wiring Diagram					
Dimensions (unit: mm)		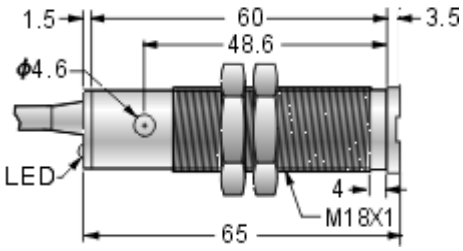		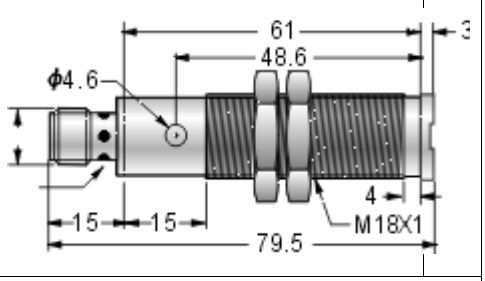	
Terminal Version		2M PVC (3x0.15mm2)		M12 Euro Style	
Weight		Approx.112g		Approx. 75g	

Subject to modifications without notice

Tel: +86-755-2646 7962 Fax: +86-755-2646 7925 MSN: dfan852@hotmail.com
Web: www.mountiger.com E-mail: sales@mountiger.com QQ: 873764592

Mountiger Sensing the future

DC WITH N.O.+N.C. PROGRAMME OUTPUT PHOTOELECTRIC SENSOR (FM18A)

Type		FM18A		FM18A	
Sensing Mode		Diffuse mode		Diffuse mode	
Sensing Picture					
Switching Distance (Sn)		500mm		500mm	
Picture					
Nominal Voltage		10-30VDC		10-30VDC	
Residual Ripple		<10%		<10%	
Tolerance		±10%Sn		±10%Sn	
Hysteresis		10%		10%	
Emission		Infrared(880nM)		Infrared(880nM)	
Output		NPN or PNP(Programable)		NPN or PNP(Programable)	
Contact		N.O. & N.C.(Programable)		N.O. & N.C.(Programable)	
Max. Output Current		200mA		200mA	
No Load Current		30mA or less		30mA or less	
Voltage Drop(Sensor On)		<2.5V		<2.5V	
Sensitivity Adjustment		Trimmer 1 tum		Trimmer 1 tum	
Response Time		1mS		1mS	
Short Circuit Protection		Yes		Yes	
Electric Protections		Yes		Yes	
Temperature Limits		-25 ~ +55℃		-25 ~ +55℃	
Ambient Humidity		35 to 85% RH		35 to 85% RH	
Light Immunity		>10.000Lux		>10.000Lux	
Protection Degree		IP67		IP67	
Housing Material		PBT Plastic or Nickel Plated Brass		PBT Plastic or Nickel Plated Brass	
Sensing object		20x20cm white paper		20x20cm white paper	
Brass Housing	Emitter				
	NPN N.O. + N.C.	F1BD-M180500NS-I4A2-A	A24	F1BD-M180500NS-IEA4-A	A25
	PNP N.O. + N.C.	F1BD-M180500PS-I4A2-A	A26	F1BD-M180500PS-IEA4-A	A27
Plastic Housing	Emitter				
	NPN N.O. + N.C.	F1PD-M180500NS-I4A2-A	A24	F1PD-M180500NS-IEA4-A	A25
	PNP N.O. + N.C.	F1PD-M180500PS-I4A2-A	A26	F1PD-M180500PS-IEA4-A	A27
Wiring Diagram					
Dimensions (unit: mm)		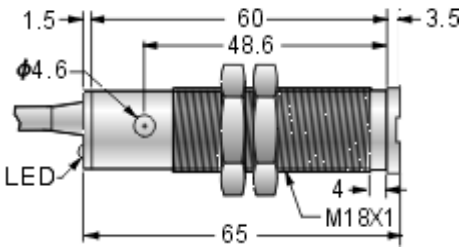		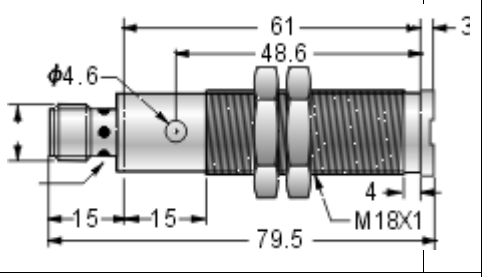	
Terminal Version		2M PVC (3x0.15mm2)		M12 Euro Style	
Weight		Approx.112g		Approx. 75g	

Subject to modifications without notice

Tel: +86-755-2646 7962 Fax: +86-755-2646 7925 MSN: dfan852@hotmail.com
Web: www.mountiger.com E-mail: sales@mountiger.com QQ: 873764592

Mountiger Sensing the future

DC WITH N.O.+N.C. PROGRAMME OUTPUT PHOTOELECTRIC SENSOR (FM18A)

Type		FM18A		FM18A	
Sensing Mode		Diffuse mode		Diffuse mode	
Sensing Picture					
Switching Distance (Sn)		150mm		150mm	
Picture					
Nominal Voltage		10-30VDC		10-30VDC	
Residual Ripple		<10%		<10%	
Tolerance		±10%Sn		±10%Sn	
Hysteresis		10%		10%	
Emission		Infrared(880nM)		Infrared(880nM)	
Output		NPN or PNP(Programable)		NPN or PNP(Programable)	
Contact		N.O. & N.C.(Programable)		N.O. & N.C.(Programable)	
Max. Output Current		200mA		200mA	
No Load Current		30mA or less		30mA or less	
Voltage Drop(Sensor On)		<2.5V		<2.5V	
Sensitivity Adjustment		Trimmer 1 tum		Trimmer 1 tum	
Response Time		1mS		1mS	
Short Circuit Protection		Yes		Yes	
Electric Protections		Yes		Yes	
Temperature Limits		-25 ~ +55℃		-25 ~ +55℃	
Ambient Humidity		35 to 85% RH		35 to 85% RH	
Light Immunity		>10.000Lux		>10.000Lux	
Protection Degree		IP67		IP67	
Housing Material		PBT Plastic or Nickel Plated Brass		PBT Plastic or Nickel Plated Brass	
Sensing object		10x10cm white paper		10x10cm white paper	
Brass Housing	Emitter				
	NPN N.O. + N.C.	F1BD-M180150NS-I4A2-A	A24	F1BD-M180150NS-IEA4-A	A25
	PNP N.O. & N.C.	F1BD-M180150PS-I4A2-A	A26	F1BD-M180150PS-IEA4-A	A27
Plastic Housing	Emitter				
	NPN N.O. + N.C.	F1PD-M180150NS-I4A2-A	A24	F1PD-M180150NS-IEA4-A	A25
	PNP N.O. & N.C.	F1PD-M180150PS-I4A2-A	A26	F1PD-M180150PS-IEA4-A	A27
Wiring Diagram					
Dimensions (unit: mm)		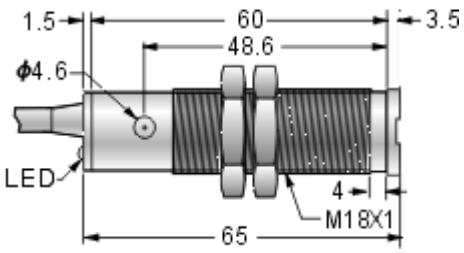		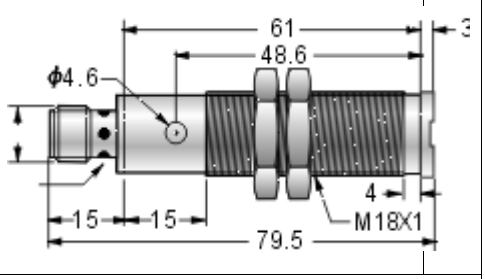	
Terminal Version		2M PVC (3x0.15mm2)		M12 Euro Style	
Weight		Approx.112g		Approx. 75g	

Subject to modifications without notice

Tel: +86-755-2646 7962 Fax: +86-755-2646 7925 MSN: dfan852@hotmail.com
Web: www.mountiger.com E-mail: sales@mountiger.com QQ: 873764592

Mountiger Sensing the future

DC WITH N.O.+N.C. PROGRAMME OUTPUT PHOTOELECTRIC SENSOR (FM18A)

Type		FM18A		FM18A	
Sensing Mode		Retro-reflective mode		Retro-reflective mode	
Sensing Picture					
Switching Distance (Sn)		3M		3M	
Picture					
Nominal Voltage		10-30VDC		10-30VDC	
Residual Ripple		<10%		<10%	
Tolerance		±10%Sn		±10%Sn	
Hysteresis		10%		10%	
Emission		Infrared(880nM)		Infrared(880nM)	
Output		NPN or PNP(Programable)		NPN or PNP(Programable)	
Contact		N.O. & N.C.(Programable)		N.O. & N.C.(Programable)	
Max. Output Current		200mA		200mA	
No Load Current		30mA or less		30mA or less	
Voltage Drop(Sensor On)		<2.5V		<2.5V	
Sensitivity Adjustment		Trimmer 1 tum		Trimmer 1 tum	
Response Time		1mS		1mS	
Short Circuit Protection		Yes		Yes	
Electric Protections		Yes		Yes	
Temperature Limits		-25 ~ +55℃		-25 ~ +55℃	
Ambient Humidity		35 to 85% RH		35 to 85% RH	
Light Immunity		>10.000Lux		>10.000Lux	
Protection Degree		IP67		IP67	
Housing Material		PBT Plastic or Nickel Plated Brass		PBT Plastic or Nickel Plated Brass	
Sensing object		D51 Reflector		D51 Reflector	
Brass Housing	Emitter				
	NPN N.O. + N.C.	F1BL-M183000NS-I4A2-A	A24	F1BL-M183000NS-IEA4-A	A25
	PNP N.O. & N.C.	F1BL-M183000PS-I4A2-A	A26	F1BL-M183000PS-IEA4-A	A27
Plastic Housing	Emitter				
	NPN N.O. + N.C.	F1PL-M183000NS-I4A2-A	A24	F1PL-M183000NS-IEA4-A	A25
	PNP N.O. & N.C.	F1PL-M183000PS-I4A2-A	A26	F1PL-M183000PS-IEA4-A	A27
Wiring Diagram					
Dimensions (unit: mm)		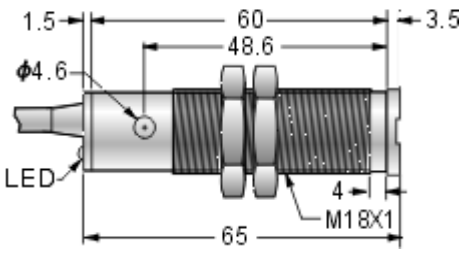		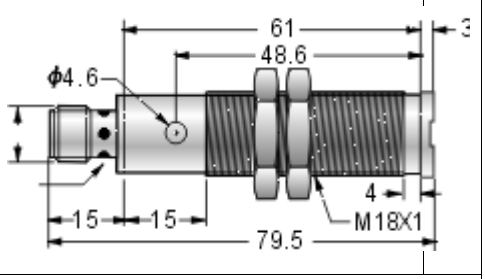	
Terminal Version		2M PVC (3x0.15mm2)		M12 Euro Style	
Weight		Approx.112g		Approx. 75g	

Subject to modifications without notice

Tel: +86-755-2646 7962 Fax: +86-755-2646 7925 MSN: dfan852@hotmail.com
Web: www.mountiger.com E-mail: sales@mountiger.com QQ: 873764592

Mountiger Sensing the future

DC WITH N.O.+N.C. PROGRAMME OUTPUT PHOTOELECTRIC SENSOR (FM18A)

Type		FM18A		FM18A	
Sensing Mode		Retro-reflective mode		Retro-reflective mode	
Sensing Picture		With Polarizing Filters		With Polarizing Filters	
Switching Distance (Sn)		1M		1M	
Picture					
Nominal Voltage		10-30VDC		10-30VDC	
Residual Ripple		<10%		<10%	
Tolerance		±10%Sn		±10%Sn	
Hysteresis		10%		10%	
Emission		Red(660nM)		Red(660nM)	
Output		NPN or PNP(Programable)		NPN or PNP(Programable)	
Contact		N.O. & N.C.(Programable)		N.O. & N.C.(Programable)	
Max. Output Current		200mA		200mA	
No Load Current		30mA or less		30mA or less	
Voltage Drop(Sensor On)		<2.5V		<2.5V	
Sensitivity Adjustment		Trimmer 1 tum		Trimmer 1 tum	
Response Time		1mS		1mS	
Short Circuit Protection		Yes		Yes	
Electric Protections		Yes		Yes	
Temperature Limits		-25 ~ +55℃		-25 ~ +55℃	
Ambient Humidity		35 to 85% RH		35 to 85% RH	
Light Immunity		>10.000Lux		>10.000Lux	
Protection Degree		IP67		IP67	
Housing Material		PBT Plastic or Nickel Plated Brass		PBT Plastic or Nickel Plated Brass	
Sensing object		D51 Reflector		D51 Reflector	
Brass Housing	Emitter				
	NPN N.O. + N.C.	F1BL-M181000NS-R4A2/F-A	A24	F1BL-M181000NS-REA4/F-A	A25
	PNP N.O. & N.C.	F1BL-M181000PS-R4A2/F-A	A26	F1BL-M181000PS-REA4/F-A	A27
Plastic Housing	Emitter				
	NPN N.O. + N.C.	F1PL-M181000NS-R4A2/F-A	A24	F1PL-M181000NS-REA4/F-A	A25
	PNP N.O. & N.C.	F1PL-M181000PS-R4A2/F-A	A26	F1PL-M181000PS-REA4/F-A	A27
Wiring Diagram					
Dimensions (unit: mm)		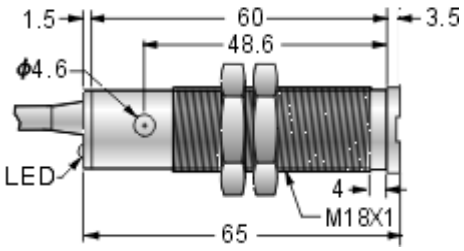		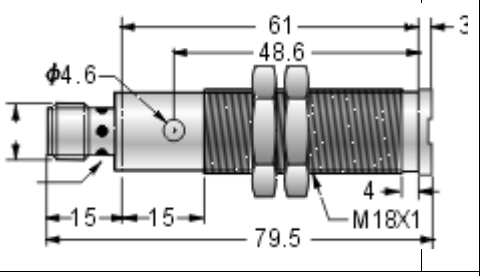	
Terminal Version		2M PVC (3x0.15mm2)		M12 Euro Style	
Weight		Approx.112g		Approx. 75g	

Subject to modifications without notice

Tel: +86-755-2646 7962 Fax: +86-755-2646 7925 MSN: dfan852@hotmail.com
Web: www.mountiger.com E-mail: sales@mountiger.com QQ: 873764592

Mountiger Sensing the future

DC WITH MULTIFUNCTIONAL OUTPUT PHOTOELECTRIC SENSOR (FM18B)

Type		FM18B		FM18B	
Sensing Mode		Througn-beam mode		Througn-beam mode	
Sensing Picture					
Switching Distance (Sn)		15M		15M	
Picture					
Nominal Voltage		10-30VDC		10-30VDC	
Residual Ripple		<10%		<10%	
Tolerance		±10%Sn		±10%Sn	
Hysteresis		10%		10%	
Emission		Infrared(880nM)		Infrared(880nM)	
Output		NPN or PNP(Programable)		NPN or PNP(Programable)	
Contact		N.O. or N.C.(Programable)		N.O. or N.C.(Programable)	
Max. Output Current		200mA		200mA	
No Load Current		30mA or less		30mA or less	
Voltage Drop(Sensor On)		<2.5V		<2.5V	
Sensitivity Adjustment		Trimmer 1 tum		Trimmer 1 tum	
Response Time		1mS		1mS	
Short Circuit Protection		Yes		Yes	
Electric Protections		Yes		Yes	
Temperature Limits		-25 ~ +55℃		-25 ~ +55℃	
Ambient Humidity		35 to 85% RH		35 to 85% RH	
Light Immunity		>10.000Lux		>10.000Lux	
Protection Degree		IP67		IP67	
Housing Material		PBT Plastic or Nickel Plated Brass		PBT Plastic or Nickel Plated Brass	
Sensing object		φ8mm or more		φ8mm or more	
Brass Housing	Emitter	F1BT-M18015MDE-I2A2-B	A30	F1BT-M18015MDE-IEA4-B	A31
	NPN or PNP, N.O. or N.C.	F1BT-M18015MDS-I4A2-B	A32	F1BT-M18015MDS-IEA4-B	A31
Plastic Housing	Emitter	F1PT-M18015MDE-I2A2-B	A30	F1PT-M18015MDE-IEA4-B	A31
	NPN or PNP, N.O. or N.C.	F1PT-M18015MDS-I4A2-B	A32	F1PT-M18015MDS-IEA4-B	A31
Wiring Diagram					
Dimensions (unit: mm)		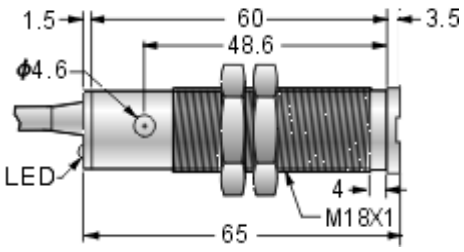		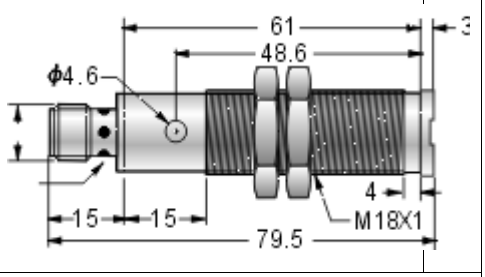	
Terminal Version		2M PVC (3x0.15mm2)		M12 Euro Style	
Weight		Approx.112g		Approx. 75g	

Subject to modifications without notice

Tel: +86-755-2646 7962 Fax: +86-755-2646 7925 MSN: dfan852@hotmail.com
Web: www.mountiger.com E-mail: sales@mountiger.com QQ: 873764592

Mountiger Sensing the future

DC WITH MULTIFUNCTIONAL OUTPUT PHOTOELECTRIC SENSOR (FM18B)

Type		FM18B		FM18B	
Sensing Mode		Diffuse mode		Diffuse mode	
Sensing Picture					
Switching Distance (Sn)		500mm		500mm	
Picture					
Nominal Voltage		10-30VDC		10-30VDC	
Residual Ripple		<10%		<10%	
Tolerance		±10%Sn		±10%Sn	
Hysteresis		10%		10%	
Emission		Infrared(880nM)		Infrared(880nM)	
Output		NPN or PNP(Programable)		NPN or PNP(Programable)	
Contact		N.O. or N.C.(Programable)		N.O. or N.C.(Programable)	
Max. Output Current		200mA		200mA	
No Load Current		30mA or less		30mA or less	
Voltage Drop(Sensor On)		<2.5V		<2.5V	
Sensitivity Adjustment		Trimmer 1 tum		Trimmer 1 tum	
Response Time		1mS		1mS	
Short Circuit Protection		Yes		Yes	
Electric Protections		Yes		Yes	
Temperature Limits		-25 ~ +55℃		-25 ~ +55℃	
Ambient Humidity		35 to 85% RH		35 to 85% RH	
Light Immunity		>10.000Lux		>10.000Lux	
Protection Degree		IP67		IP67	
Housing Material		PBT Plastic or Nickel Plated Brass		PBT Plastic or Nickel Plated Brass	
Sensing object		20x20cm white paper		20x20cm white paper	
Brass Housing	Emitter				
	NPN or PNP, N.O. or N.C.	F1BD-M180500DS-I4A2-B	A32	F1BD-M180500DS-IEA4-B	A31
Plastic Housing	Emitter				
	NPN or PNP, N.O. or N.C.	F1PD-M180500DS-I4A2-B	A32	F1PD-M180500DS-IEA4-B	A31
Wiring Diagram					
Dimensions (unit: mm)		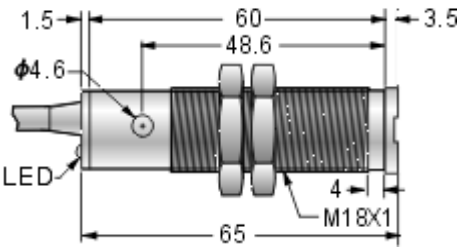		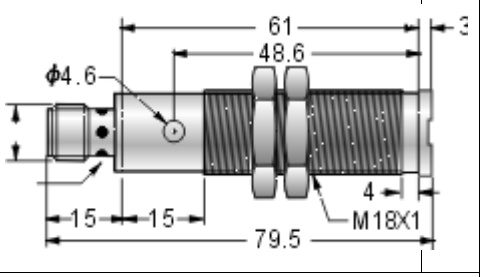	
Terminal Version		2M PVC (3x0.15mm2)		M12 Euro Style	
Weight		Approx.112g		Approx. 75g	

Subject to modifications without notice

Tel: +86-755-2646 7962 Fax: +86-755-2646 7925 MSN: dfan852@hotmail.com
Web: www.mountiger.com E-mail: sales@mountiger.com QQ: 873764592

Mountiger Sensing the future

DC WITH MULTIFUNCTIONAL OUTPUT PHOTOELECTRIC SENSOR (FM18B)

Type		FM18B		FM18B	
Sensing Mode		Diffuse mode		Diffuse mode	
Sensing Picture					
Switching Distance (Sn)		150mm		150mm	
Picture					
Nominal Voltage		10-30VDC		10-30VDC	
Residual Ripple		<10%		<10%	
Tolerance		±10%Sn		±10%Sn	
Hysteresis		10%		10%	
Emission		Infrared(880nM)		Infrared(880nM)	
Output		NPN or PNP(Programable)		NPN or PNP(Programable)	
Contact		N.O. or N.C.(Programable)		N.O. or N.C.(Programable)	
Max. Output Current		200mA		200mA	
No Load Current		30mA or less		30mA or less	
Voltage Drop(Sensor On)		<2.5V		<2.5V	
Sensitivity Adjustment		Trimmer 1 tum		Trimmer 1 tum	
Response Time		1mS		1mS	
Short Circuit Protection		Yes		Yes	
Electric Protections		Yes		Yes	
Temperature Limits		-25 ~ +55℃		-25 ~ +55℃	
Ambient Humidity		35 to 85% RH		35 to 85% RH	
Light Immunity		>10.000Lux		>10.000Lux	
Protection Degree		IP67		IP67	
Housing Material		PBT Plastic or Nickel Plated Brass		PBT Plastic or Nickel Plated Brass	
Sensing object		10x10cm white paper		10x10cm white paper	
Brass Housing	Emitter				
	NPN or PNP, N.O. or N.C.	F1BD-M180150DS-I4A2-B	A32	F1BD-M180150DS-IEA4-B	A31
Plastic Housing	Emitter				
	NPN or PNP, N.O. or N.C.	F1PD-M180150DS-I4A2-B	A32	F1PD-M180150DS-IEA4-B	A31
Wiring Diagram					
Dimensions (unit: mm)		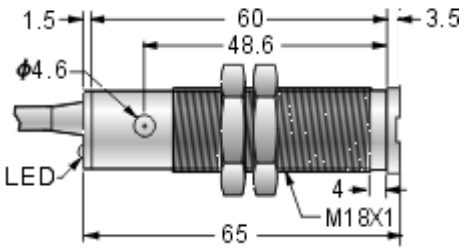		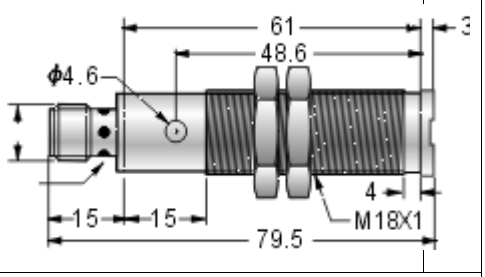	
Terminal Version		2M PVC (3x0.15mm2)		M12 Euro Style	
Weight		Approx.112g		Approx. 75g	

Subject to modifications without notice

Tel: +86-755-2646 7962 Fax: +86-755-2646 7925 MSN: dfan852@hotmail.com
Web: www.mountiger.com E-mail: sales@mountiger.com QQ: 873764592

Mountiger Sensing the future

DC WITH MULTIFUNCTIONAL OUTPUT PHOTOELECTRIC SENSOR (FM18B)

Type		FM18B		FM18B	
Sensing Mode		Retro-reflective mode		Retro-reflective mode	
Sensing Picture					
Switching Distance (Sn)		3M		3M	
Picture					
Nominal Voltage		10-30VDC		10-30VDC	
Residual Ripple		<10%		<10%	
Tolerance		±10%Sn		±10%Sn	
Hysteresis		10%		10%	
Emission		Infrared(880nM)		Infrared(880nM)	
Output		NPN or PNP(Programable)		NPN or PNP(Programable)	
Contact		N.O. or N.C.(Programable)		N.O. or N.C.(Programable)	
Max. Output Current		200mA		200mA	
No Load Current		30mA or less		30mA or less	
Voltage Drop(Sensor On)		<2.5V		<2.5V	
Sensitivity Adjustment		Trimmer 1 tum		Trimmer 1 tum	
Response Time		1mS		1mS	
Short Circuit Protection		Yes		Yes	
Electric Protections		Yes		Yes	
Temperature Limits		-25 ~ +55℃		-25 ~ +55℃	
Ambient Humidity		35 to 85% RH		35 to 85% RH	
Light Immunity		>10.000Lux		>10.000Lux	
Protection Degree		IP67		IP67	
Housing Material		PBT Plastic or Nickel Plated Brass		PBT Plastic or Nickel Plated Brass	
Sensing object		D51 Reflector		D51 Reflector	
Brass Housing	Emitter				
	NPN or PNP, N.O. or N.C.	F1BL-M183000NDS-I4A2-B	A32	F1BL-M183000DS-IEA4-B	A31
Plastic Housing	Emitter				
	NPN or PNP, N.O. or N.C.	F1PL-M183000DS-I4A2-B	A32	F1PL-M183000DS-IEA4-B	A31
Wiring Diagram					
Dimensions (unit: mm)		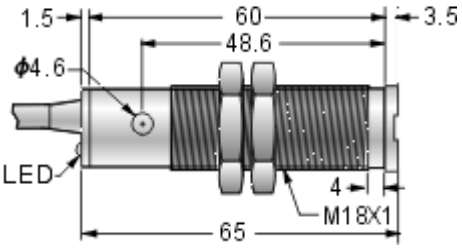		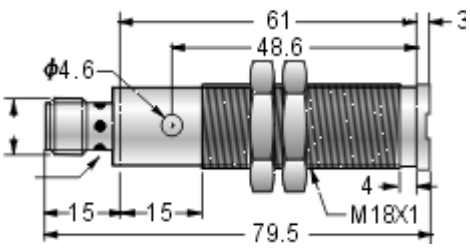	
Terminal Version		2M PVC (3x0.15mm2)		M12 Euro Style	
Weight		Approx.112g		Approx. 75g	

Subject to modifications without notice

Tel: +86-755-2646 7962 Fax: +86-755-2646 7925 MSN: dfan852@hotmail.com
Web: www.mountiger.com E-mail: sales@mountiger.com QQ: 873764592

Mountiger Sensing the future

DC WITH MULTIFUNCTIONAL OUTPUT PHOTOELECTRIC SENSOR (FM18B)

Type		FM18B		FM18B	
Sensing Mode		Retro-reflective mode		Retro-reflective mode	
Sensing Picture		With Polarizing Filters		With Polarizing Filters	
Switching Distance (Sn)		1M		1M	
Picture					
Nominal Voltage		10-30VDC		10-30VDC	
Residual Ripple		<10%		<10%	
Tolerance		±10%Sn		±10%Sn	
Hysteresis		10%		10%	
Emission		Red(660nM)		Red(660nM)	
Output		NPN or PNP(Programable)		NPN or PNP(Programable)	
Contact		N.O. or N.C.(Programable)		N.O. or N.C.(Programable)	
Max. Output Current		200mA		200mA	
No Load Current		30mA or less		30mA or less	
Voltage Drop(Sensor On)		<2.5V		<2.5V	
Sensitivity Adjustment		Trimmer 1 tum		Trimmer 1 tum	
Response Time		1mS		1mS	
Short Circuit Protection		Yes		Yes	
Electric Protections		Yes		Yes	
Temperature Limits		-25 ~ +55℃		-25 ~ +55℃	
Ambient Humidity		35 to 85% RH		35 to 85% RH	
Light Immunity		>10.000Lux		>10.000Lux	
Protection Degree		IP67		IP67	
Housing Material		PBT Plastic or Nickel Plated Brass		PBT Plastic or Nickel Plated Brass	
Sensing object		D51 Reflector		D51 Reflector	
Brass Housing	Emitter				
	NPN or PNP, N.O. or N.C.	F1BL-M181000DS-R4A2/F-B	A32	F1BL-M181000DS-REA4/F-B	A31
Plastic Housing	Emitter				
	NPN or PNP, N.O. or N.C.	F1PL-M181000DS-R4A2/F-B	A32	F1PL-M181000DS-REA4/F-B	A31
Wiring Diagram					
Dimensions (unit: mm)		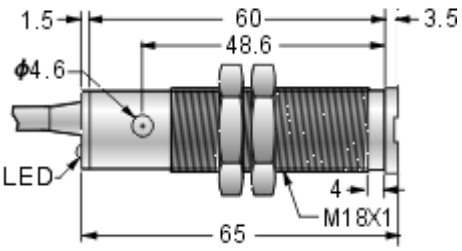		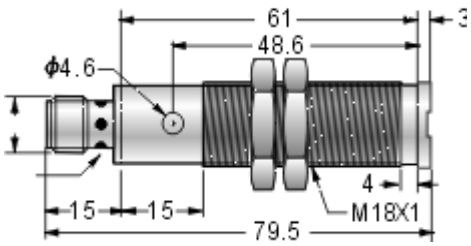	
Terminal Version		2M PVC (3x0.15mm2)		M12 Euro Style	
Weight		Approx.112g		Approx. 75g	

Subject to modifications without notice

Tel: +86-755-2646 7962 Fax: +86-755-2646 7925 MSN: dfan852@hotmail.com
Web: www.mountiger.com E-mail: sales@mountiger.com QQ: 873764592

AC 24-240VAC PHOTOELECTRIC SENSOR (FM18)

Type		FM18		FM18	
Sensing Mode		Througn-beam mode		Througn-beam mode	
Sensing Picture					
Switching Distance (Sn)		15M		15M	
Picture					
Nominal Voltage		24-240VAC		24-240VAC	
Residual Ripple		<10%		<10%	
Tolerance		±10%Sn		±10%Sn	
Hysteresis		10%		10%	
Emission		Infrared(880nM)		Infrared(880nM)	
Output		AC non-contact (MOSFET Output)		AC non-contact (MOSFET Output)	
Contact		Light ON or Dark ON		Light ON or Dark ON	
Max. Output Current		200mA		200mA	
No Load Current		5mA or less		30mA or less	
Voltage Drop(Sensor On)					
Sensitivity Adjustment		Trimmer 1 tum		Trimmer 1 tum	
Response Time		15mS		1mS	
Short Circuit Protection					
Electric Protections					
Temperature Limits		-25 ~ +55℃		-25 ~ +55℃	
Ambient Humidity		35 to 85% RH		35 to 85% RH	
Light Immunity		>10.000Lux		>10.000Lux	
Protection Degree		IP67		IP67	
Housing Material		PBT Plastic or Nickel Plated Brass		PBT Plastic or Nickel Plated Brass	
Sensing object		φ8mm or more		φ8mm or more	
Brass Housing	Emitter	F2BT-M18015MAE-I2B2	A35	F2BT-M18015MAE-IEB4	A36
	Light ON	F2BT-M18015MAL-I3A2	A33	F2BT-M18015MAL-IEA4	A34
	Dark ON	F2BT-M18015MAD-I3A2	A33	F2BT-M18015MAD-IEA4	A34
Plastic Housing	Emitter	F2PT-M18015MAE-I2B2	A35	F2PT-M18015MAE-IEB4	A36
	Light ON	F2PT-M18015MAL-I3A2	A33	F2PT-M18015MAL-IEA4	A34
	Dark ON	F2PT-M18015MAD-I3A2	A33	F2PT-M18015MAD-IEA4	A34
Wiring Diagram					
Dimensions (unit: mm)		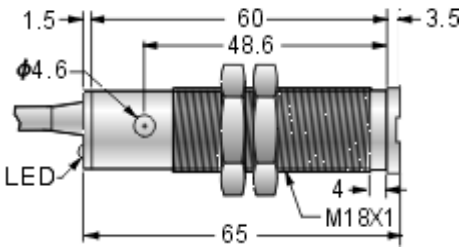		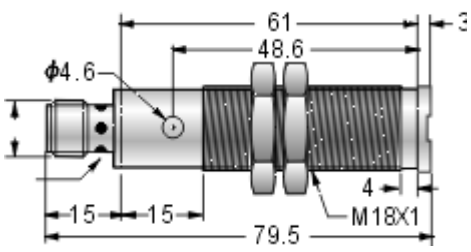	
Terminal Version		2M PVC (3x0.15mm2)		M12 Euro Style	
Weight		Approx.112g		Approx.75g	

Subject to modifications without notice

Tel: +86-755-2646 7962 Fax: +86-755-2646 7925 MSN: dfan852@hotmail.com
Web: www.mountiger.com E-mail: sales@mountiger.com QQ: 873764592

Mountiger Sensing the future

AC 24-240VAC PHOTOELECTRIC SENSOR (FM18)

Type		FM18		FM18	
Sensing Mode		Diffuse mode		Diffuse mode	
Sensing Picture					
Switching Distance (Sn)		500mm		500mm	
Picture					
Nominal Voltage		24-240VAC		24-240VAC	
Residual Ripple		<10%		<10%	
Tolerance		±10%Sn		±10%Sn	
Hysteresis		10%		10%	
Emission		Infrared(880nM)		Infrared(880nM)	
Output		AC non-contact (MOSFET Output)		AC non-contact (MOSFET Output)	
Contact		Light ON or Dark ON		Light ON or Dark ON	
Max. Output Current		200mA		200mA	
No Load Current		5mA or less		30mA or less	
Voltage Drop(Sensor On)					
Sensitivity Adjustment		Trimmer 1 tum		Trimmer 1 tum	
Response Time		15mS		1mS	
Short Circuit Protection					
Electric Protections					
Temperature Limits		-25 ~ +55℃		-25 ~ +55℃	
Ambient Humidity		35 to 85% RH		35 to 85% RH	
Light Immunity		>10.000Lux		>10.000Lux	
Protection Degree		IP67		IP67	
Housing Material		PBT Plastic or Nickel Plated Brass		PBT Plastic or Nickel Plated Brass	
Sensing object		20x20cm white paper		20x20cm white paper	
Brass Housing	Emitter				
	Light ON	F2BD-M180500AL-I3A2	A33	F2BD-M180500AL-IEA4	A34
	Dark ON	F2BD-M180500AD-I3A2	A33	F2BD-M180500AD-IEA4	A34
Plastic Housing	Emitter				
	Light ON	F2PD-M180500AL-I3A2	A33	F2PD-M180500AL-IEA4	A34
	Dark ON	F2PD-M180500AD-I3A2	A33	F2PD-M180500AD-IEA4	A34
Wiring Diagram					
Dimensions (unit: mm)		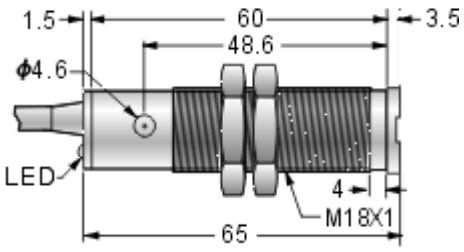		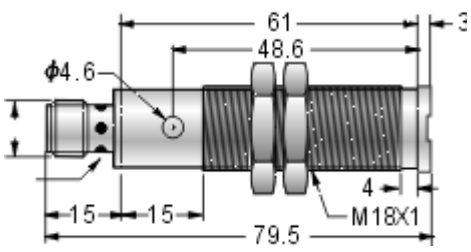	
Terminal Version		2M PVC (3x0.15mm2)		M12 Euro Style	
Weight		Approx.112g		Approx.75g	

Subject to modifications without notice

Tel: +86-755-2646 7962 Fax: +86-755-2646 7925 MSN: dfan852@hotmail.com
Web: www.mountiger.com E-mail: sales@mountiger.com QQ: 873764592

Mountiger Sensing the future

AC 24-240VAC PHOTOELECTRIC SENSOR (FM18)

Type		FM18		FM18	
Sensing Mode		Diffuse mode		Diffuse mode	
Sensing Picture					
Switching Distance (Sn)		150mm		150mm	
Picture					
Nominal Voltage		24-240VAC		24-240VAC	
Residual Ripple		<10%		<10%	
Tolerance		±10%Sn		±10%Sn	
Hysteresis		10%		10%	
Emission		Infrared(880nM)		Infrared(880nM)	
Output		AC non-contact (MOSFET Output)		AC non-contact (MOSFET Output)	
Contact		Light ON or Dark ON		Light ON or Dark ON	
Max. Output Current		200mA		200mA	
No Load Current		5mA or less		30mA or less	
Voltage Drop(Sensor On)					
Sensitivity Adjustment		Trimmer 1 tum		Trimmer 1 tum	
Response Time		15mS		1mS	
Short Circuit Protection					
Electric Protections					
Temperature Limits		-25 ~ +55℃		-25 ~ +55℃	
Ambient Humidity		35 to 85% RH		35 to 85% RH	
Light Immunity		>10.000Lux		>10.000Lux	
Protection Degree		IP67		IP67	
Housing Material		PBT Plastic or Nickel Plated Brass		PBT Plastic or Nickel Plated Brass	
Sensing object		10x10cm white paper		10x10cm white paper	
Brass Housing	Emitter				
	Light ON	F2BD-M180150AL-I3A2	A33	F2BD-M180150AL-IEA4	A34
	Dark ON	F2BD-M180150AD-I3A2	A33	F2BD-M180150AD-IEA4	A34
Plastic Housing	Emitter				
	Light ON	F2PD-M180150AL-I3A2	A33	F2PD-M180150AL-IEA4	A34
	Dark ON	F2PD-M180150AD-I3A2	A33	F2PD-M180150AD-IEA4	A34
Wiring Diagram					
Dimensions (unit: mm)		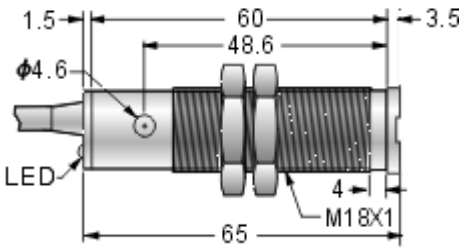		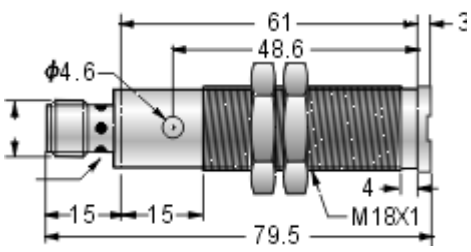	
Terminal Version		2M PVC (3x0.15mm2)		M12 Euro Style	
Weight		Approx.112g		Approx.75g	

Subject to modifications without notice

Tel: +86-755-2646 7962 Fax: +86-755-2646 7925 MSN: dfan852@hotmail.com
Web: www.mountiger.com E-mail: sales@mountiger.com QQ: 873764592

AC 24-240VAC PHOTOELECTRIC SENSOR (FM18)

Type		FM18		FM18	
Sensing Mode		Retro-reflective mode		Retro-reflective mode	
Sensing Picture					
Switching Distance (Sn)		3M		3M	
Picture					
Nominal Voltage		24-240VAC		24-240VAC	
Residual Ripple		<10%		<10%	
Tolerance		±10%Sn		±10%Sn	
Hysteresis		10%		10%	
Emission		Infrared(880nM)		Infrared(880nM)	
Output		AC non-contact (MOSFET Output)		AC non-contact (MOSFET Output)	
Contact		Light ON or Dark ON		Light ON or Dark ON	
Max. Output Current		200mA		200mA	
No Load Current		5mA or less		30mA or less	
Voltage Drop(Sensor On)					
Sensitivity Adjustment		Trimmer 1 tum		Trimmer 1 tum	
Response Time		15mS		1mS	
Short Circuit Protection					
Electric Protections					
Temperature Limits		-25 ~ +55℃		-25 ~ +55℃	
Ambient Humidity		35 to 85% RH		35 to 85% RH	
Light Immunity		>10.000Lux		>10.000Lux	
Protection Degree		IP67		IP67	
Housing Material		PBT Plastic or Nickel Plated Brass		PBT Plastic or Nickel Plated Brass	
Sensing object		D51 Reflector		D51 Reflector	
Brass Housing	Emitter				
	Light ON	F2BL-M183000AL-I3A2	A33	F2BL-M183000AL-IEA4	A34
	Dark ON	F2BL-M183000AD-I3A2	A33	F2BL-M183000AD-IEA4	A34
Plastic Housing	Emitter				
	Light ON	F2PL-M183000AL-I3A2	A33	F2PL-M183000AL-IEA4	A34
	Dark ON	F2PL-M183000AD-I3A2	A33	F2PL-M183000AD-IEA4	A34
Wiring Diagram					
Dimensions (unit: mm)		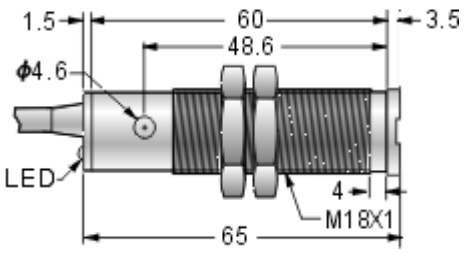		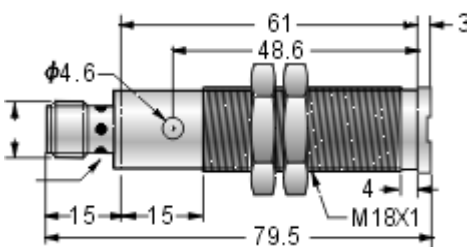	
Terminal Version		2M PVC (3x0.15mm2)		M12 Euro Style	
Weight		Approx.112g		Approx.75g	

Subject to modifications without notice

Tel: +86-755-2646 7962 Fax: +86-755-2646 7925 MSN: dfan852@hotmail.com
Web: www.mountiger.com E-mail: sales@mountiger.com QQ: 873764592

Mountiger Sensing the future

AC 24-240VAC PHOTOELECTRIC SENSOR (FM18)

Type		FM18		FM18	
Sensing Mode		Retro-reflective mode		Retro-reflective mode	
Sensing Picture		With Polarizing Filters		With Polarizing Filters	
Switching Distance (Sn)		1M		1M	
Picture					
Nominal Voltage		24-240VAC		24-240VAC	
Residual Ripple		<10%		<10%	
Tolerance		±10%Sn		±10%Sn	
Hysteresis		10%		10%	
Emission		Infrared(880nM)		Infrared(880nM)	
Output		AC non-contact (MOSFET Output)		AC non-contact (MOSFET Output)	
Contact		Light ON or Dark ON		Light ON or Dark ON	
Max. Output Current		200mA		200mA	
No Load Current		5mA or less		30mA or less	
Voltage Drop(Sensor On)					
Sensitivity Adjustment		Trimmer 1 tum		Trimmer 1 tum	
Response Time		15mS		1mS	
Short Circuit Protection					
Electric Protections					
Temperature Limits		-25 ~ +55℃		-25 ~ +55℃	
Ambient Humidity		35 to 85% RH		35 to 85% RH	
Light Immunity		>10.000Lux		>10.000Lux	
Protection Degree		IP67		IP67	
Housing Material		PBT Plastic or Nickel Plated Brass		PBT Plastic or Nickel Plated Brass	
Sensing object		D51 Reflector		D51 Reflector	
Brass Housing	Emitter				
	Light ON	F2BL-M181000AL-I3A2/F	A33	F2BL-M181000AL-IEA4/F	A34
	Dark ON	F2BL-M181000AD-I3A2/F	A33	F2BL-M181000AD-IEA4/F	A34
Plastic Housing	Emitter				
	Light ON	F2PL-M181000AL-I3A2/F	A33	F2PL-M181000AL-IEA4/F	A34
	Dark ON	F2PL-M181000AD-I3A2/F	A33	F2PL-M181000AD-IEA4/F	A34
Wiring Diagram					
Dimensions (unit: mm)		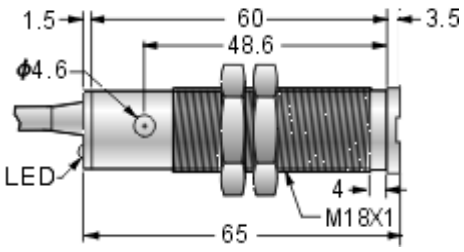		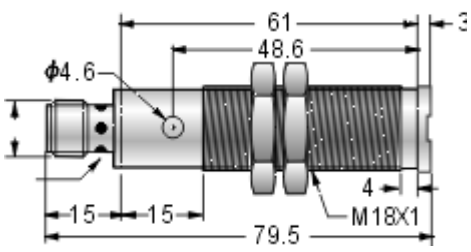	
Terminal Version		2M PVC (3x0.15mm2)		M12 Euro Style	
Weight		Approx.112g		Approx.75g	

Subject to modifications without notice

Tel: +86-755-2646 7962 Fax: +86-755-2646 7925 MSN: dfan852@hotmail.com
Web: www.mountiger.com E-mail: sales@mountiger.com QQ: 873764592

Mountiger Sensing the future

WIRING DIAGRAMS FOR FM18 SERIES PHOTOELECTRIC SENSORS

(A18) M18 Receiver NPN output Cable

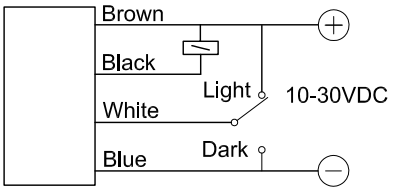

(A19) M18 Receiver Euro-style

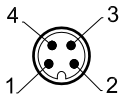

Connector face view

1. +V
2. Light/Dark Control
3. 0V
4. Output

(A20) M18 Receiver PNP output Cable

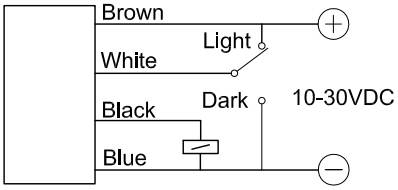

(A21) M18 Receiver Euro-style

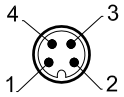

Connector face view

1. +V
2. Light/Dark Control
3. 0V
4. Output

(A22) M18 Emitter Cable

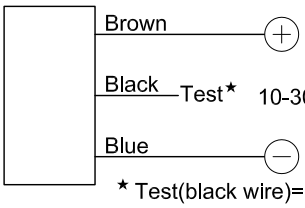

★ Test(black wire)=0V, Emitter off

(A23) M18 Emitter Euro-style

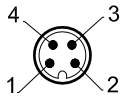

Connector face view

1. +V
2. Not use
3. 0V
4. Test★

★ Test(black wire)=0V, Emitter off

(A24) M18A NPN N.O.&N.C. output Cable

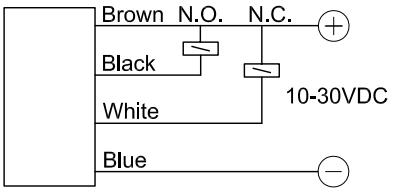

(A25) M18A Receiver Euro-style

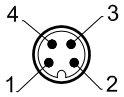

Connector face view

1. +V
2. N.C. Output
3. 0V
4. N.O. Output

(A26) M18A PNP N.O.&N.C. output Cable

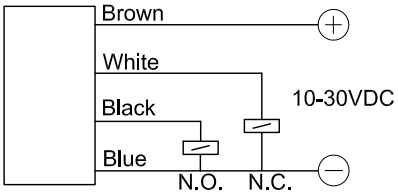

(A27) M18A Receiver Euro-style

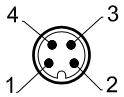

Connector face view

1. +V
2. N.C. Output
3. 0V
4. N.O. Output

(A28) M18A Emitter Cable

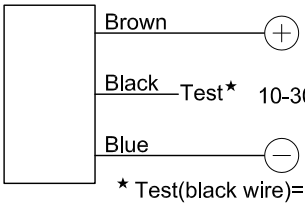

★ Test(black wire)=0V, Emitter off

(A29) M12 Receiver Euro-style

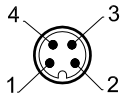

Connector face view

1. +V
2. Not use
3. 0V
4. Test★

★ Test(black wire)=0V, Emitter off

Subject to modifications without notice

Tel: +86-755-2646 7962 Fax: +86-755-2646 7925 MSN: dfan852@hotmail.com
Web: www.mountiger.com E-mail: sales@mountiger.com QQ: 873764592

Mountiger Sensing the future

WIRING DIAGRAMS FOR FM18 SERIES PHOTOELECTRIC SENSORS

(A30) M18B Emitter Cable

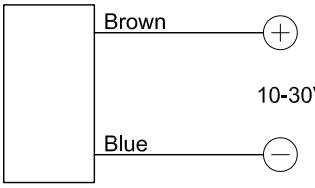

(A31) M18B Euro-style

Euro-style(M12)

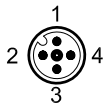

View of quadripole male connector

Output	Contact number			
	1	2	3	4
NPN N.O.	+	N.O.	—	+
NPN N.C.	—	N.C.	+	+
PNP N.O.	+	—	—	N.O.
PNP N.C.	—	—	+	N.C.
Emitter	+		—	

(A32) M18B NPN-N.O. Cable

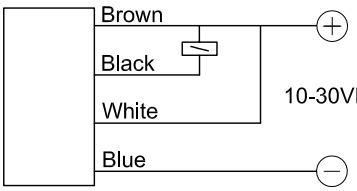

(A32) M18B NPN-N.C. Cable

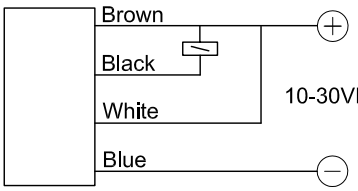

(A32) M18B PNP-N.O. Cable

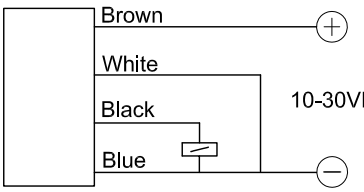

(A32) M18B PNP-N.C. Cable

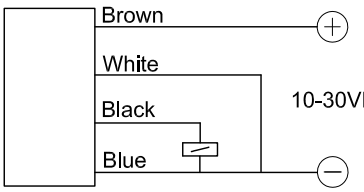

(A33) M18 AC Receiver Cable

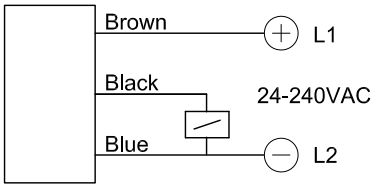

(A34) M18 AC Euro-style

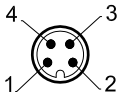

Connector face view

1. +V
2. Not used
3. 24-240VAC
4. Output

(A35) M18 AC Emitter Cable

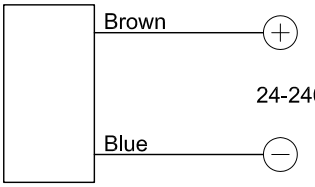

(A36) M18 AC Emitter Euro-style

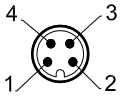

Connector face view

1. +V
2. Not used
3. 24-240VAC
4. Output

Accessories (unit: mm)

D51 Reflector

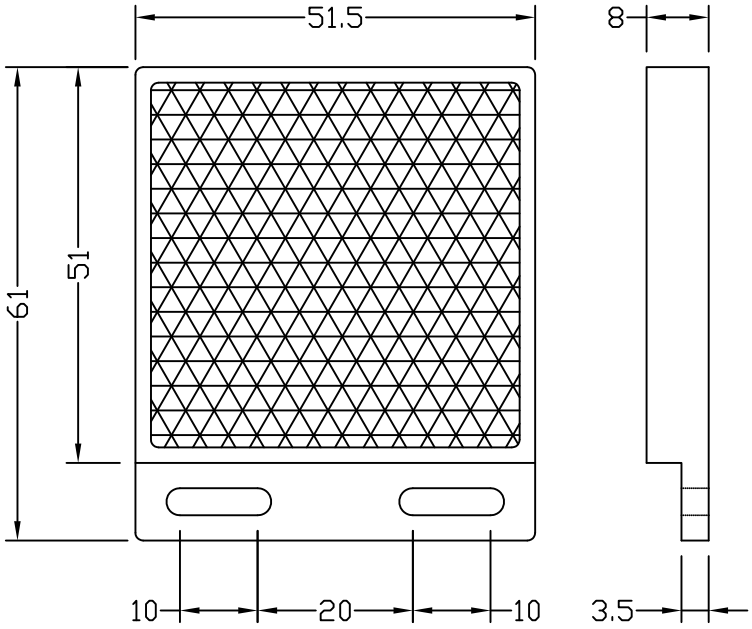

FP31 SERIES PHOTOELECTRIC PROXIMITY SENSORS

Type	Switching Distance (Sn)	Mode	Output/Contact	Housing Material	Housing Size(mm)	Terminal Version	Power	Page
FP31	5 meter	Through-beam mode	NPN or PNP N.O.+N.C.	ABS Plastic	31.5x22x12	Cable	10-30VDC	C5-01
FP31	10 meter	Through-beam mode	NPN or PNP N.O.+N.C.	ABS Plastic	31.5x22x12	Pico-style	10-30VDC	C5-01
FP31	5 meter	Through-beam mode	NPN or PNP N.O.+N.C.	ABS Plastic	31.5x22x12	Cable	10-30VDC	C5-02
FP31	10 meter	Through-beam mode	NPN or PNP N.O.+N.C.	ABS Plastic	31.5x22x12	Pico-style	10-30VDC	C5-02
FP31	110mm	Diffuse mode	NPN or PNP N.O.+N.C.	ABS Plastic	31.5x22x12	Cable	10-30VDC	C5-03
FP31	350mm	Diffuse mode	NPN or PNP N.O.+N.C.	ABS Plastic	31.5x22x12	Cable	10-30VDC	C5-03
FP31	800mm	Diffuse mode	NPN or PNP N.O.+N.C.	ABS Plastic	31.5x22x12	Cable	10-30VDC	C5-04
FP31	110mm	Diffuse mode	NPN or PNP N.O.+N.C.	ABS Plastic	31.5x22x12	Pico-style	10-30VDC	C5-04
FP31	350mm	Diffuse mode	NPN or PNP N.O.+N.C.	ABS Plastic	31.5x22x12	Pico-style	10-30VDC	C5-05
FP31	800mm	Diffuse mode	NPN or PNP N.O.+N.C.	ABS Plastic	31.5x22x12	Pico-style	10-30VDC	C5-05
FP31	0.1 meter-4 meter	Retro-reflective mode	NPN or PNP N.O.+N.C.	ABS Plastic	31.5x22x12	Cable	10-30VDC	C5-06
FP31	0.1 meter-4 meter	Retro-reflective mode	NPN or PNP N.O.+N.C.	ABS Plastic	31.5x22x12	Pico-style	10-30VDC	C5-06
FP31	0.1 meter-2 meter	Retro-reflective mode (with polarizing filters)	NPN or PNP N.O.+N.C.	ABS Plastic	31.5x22x12	Cable	10-30VDC	C5-07
FP31	0.1 meter-2 meter	Retro-reflective mode (with polarizing filters)	NPN or PNP N.O.+N.C.	ABS Plastic	31.5x22x12	Pico-style	10-30VDC	C5-07
FP31	0.1 meter-0.7 meter	Retro-reflective mode	NPN or PNP N.O.+N.C.	ABS Plastic	31.5x22x12	Cable	10-30VDC	C5-08
FP31	0.1 meter-0.7 meter	Retro-reflective mode	NPN or PNP N.O.+N.C.	ABS Plastic	31.5x22x12	Pico-style	10-30VDC	C5-08

DC PHOTOELECTRIC SENSOR (FP31)

Type		FP31		FP31	
Sensing Mode		Througn-beam mode		Througn-beam mode	
Sensing Picture					
Switching Distance (Sn)		5M		10M	
Picture					
Nominal Voltage		10-30VDC		10-30VDC	
Residual Ripple		<10%		<10%	
Tolerance		±10%Sn		±10%Sn	
Hysteresis		10%		10%	
Emission		Infrared(880nM)		Infrared(880nM)	
Output		NPN N.O+N.C. or PNP N.O+N.C.		NPN N.O+N.C. or PNP N.O+N.C.	
Max. Output Current		100mA		100mA	
Absorption at 30VDC		<35mA		<35mA	
Voltage Drop(Sensor On)		<2.0V (I=100mA)		<2.0V (I=100mA)	
Yellow LED		Output indicator		Output indicator	
Green LED		Supply indicator		Supply indicator	
Sensitivity Adjustment		Trimmer 1 tum		Trimmer 1 tum	
SWitching Frequency		500Hz		500Hz	
Response Time		1mS		1mS	
Start up Delay		<300ms		<300ms	
Short Circuit Protection		Yes		Yes	
Reverse Polarity Pretcetion		Yes		Yes	
Temperature Limits		-25 ~ +55℃		-25 ~ +55℃	
Light Immunity		>5.000Lux		>5.000Lux	
Protection Degree		IP67		IP67	
Housing Material		ABS		ABS	
Sensing object					
Part Number	Emitter	F1PT-Q315000DE-I2A2	B3	F1PT-Q31010MDE-I2A2	B3
	Receiver(PNP N. O.&N.C.)	F1PT-Q315000PS-I4A2	B1	F1PT-Q31010MPS-I4A2	B1
	Receiver(NPN N. O.&N.C.)	F1PT-Q315000NS-I4A2	B2	F1PT-Q31010MNS-I4A2	B2
	PNP N. O.&N.C				
	NPN N. O.&N.C.				
Wiring Diagram					
Dimensions (unit: mm)		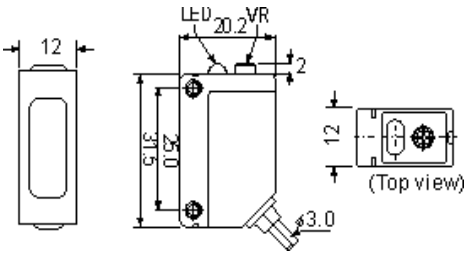		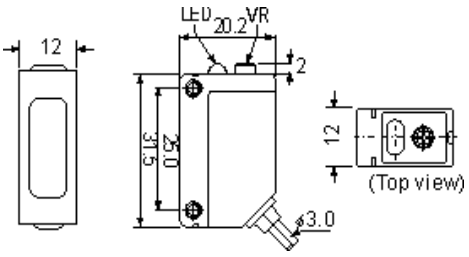	
Terminal Version		2M Cable (4x0.15mm2)		2M Cable (4x0.15mm2)	
Weight		Approx. 42g		Approx. 42g	

Subject to modifications without notice

Tel: +86-755-2646 7962 Fax: +86-755-2646 7925 MSN: dfan852@hotmail.com
Web: www.mountiger.com E-mail: sales@mountiger.com QQ: 873764592

Mountiger Sensing the future

DC PHOTOELECTRIC SENSOR (FP31)

Type		FP31		FP31	
Sensing Mode		Througn-beam mode		Througn-beam mode	
Sensing Picture					
Switching Distance (Sn)		5M		10M	
Picture					
Nominal Voltage		10-30VDC		10-30VDC	
Residual Ripple		<10%		<10%	
Tolerance		±10%Sn		±10%Sn	
Hysteresis		10%		10%	
Emission		Infrared(880nM)		Infrared(880nM)	
Output		NPN N.O+N.C. or PNP N.O+N.C.		NPN N.O+N.C. or PNP N.O+N.C.	
Max. Output Current		100mA		100mA	
Absorption at 30VDC		<35mA		<35mA	
Voltage Drop(Sensor On)		<2.0V (I=100mA)		<2.0V (I=100mA)	
Yellow LED		Output indicator		Output indicator	
Green LED		Supply indicator		Supply indicator	
Sensitivity Adjustment		Trimmer 1 tum		Trimmer 1 tum	
SWitching Frequency		500Hz		500Hz	
Response Time		1mS		1mS	
Start up Delay		<300ms		<300ms	
Short Circuit Protection		Yes		Yes	
Reverse Polarity Pretcetion		Yes		Yes	
Temperature Limits		-25 ~ +55℃		-25 ~ +55℃	
Light Immunity		>5.000Lux		>5.000Lux	
Protection Degree		IP67		IP67	
Housing Material		ABS		ABS	
Sensing object					
Part Number	Emitter	F1PT-Q315000DE-IPA4	B4	F1PT-Q31010MDE-IPA4	B4
	Receiver(PNP N. O.&N.C.)	F1PT-Q315000PS-IPA4	B4	F1PT-Q31010MPS-IPA4	B4
	Receiver(NPN N. O.&N.C.)	F1PT-Q315000NS-IPA4	B4	F1PT-Q31010MNS-IPA4	B4
	PNP N. O.&N.C				
	NPN N. O.&N.C.				
Wiring Diagram					
Dimensions (unit: mm)		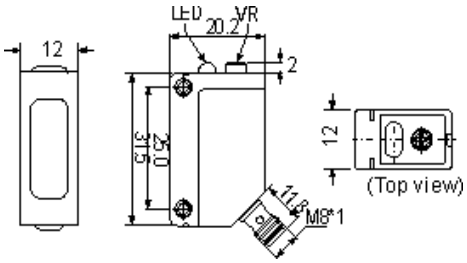		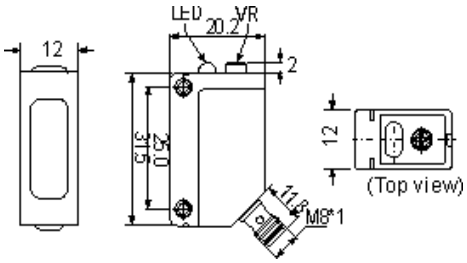	
Terminal Version		M8 Pico style		M8 Pico style	
Weight		Approx. 35g		Approx. 35g	

Subject to modifications without notice

Tel: +86-755-2646 7962 Fax: +86-755-2646 7925 MSN: dfan852@hotmail.com
Web: www.mountiger.com E-mail: sales@mountiger.com QQ: 873764592

Mountiger Sensing the future

DC PHOTOELECTRIC SENSOR (FP31)

Type		FP31		FP31	
Sensing Mode		Diffuse mode		Diffuse mode	
Sensing Picture					
Switching Distance (Sn)		110mm		350mm	
Picture					
Nominal Voltage		10-30VDC		10-30VDC	
Residual Ripple		<10%		<10%	
Tolerance		±10%Sn		±10%Sn	
Hysteresis		10%		10%	
Emission		Infrared(880nM)		Infrared(880nM)	
Output		NPN N.O+N.C. or PNP N.O+N.C.		NPN N.O+N.C. or PNP N.O+N.C.	
Max. Output Current		100mA		100mA	
Absorption at 30VDC		<35mA		<35mA	
Voltage Drop(Sensor On)		<2.0V (I=100mA)		<2.0V (I=100mA)	
Yellow LED		Output indicator		Output indicator	
Green LED		Supply indicator		Supply indicator	
Sensitivity Adjustment		Trimmer 1 tum		Trimmer 1 tum	
SWitching Frequency		500Hz		500Hz	
Response Time		1mS		1mS	
Start up Delay		<300ms		<300ms	
Short Circuit Protection		Yes		Yes	
Reverse Polarity Pretcetion		Yes		Yes	
Temperature Limits		-25 ~ +55℃		-25 ~ +55℃	
Light Immunity		>5.000Lux		>5.000Lux	
Protection Degree		IP67		IP67	
Housing Material		ABS		ABS	
Sensing object		10x10cm White Paper		10x10cm White Paper	
Part Number	Emitter				
	Receiver(PNP N. O.&N.C.)				
	Receiver(NPN N. O.&N.C.)				
	PNP N. O.&N.C	F1PD-Q310110PS-I4A2	A1	F1PD-Q310350PS-I4A2	A1
	NPN N. O.&N.C.	F1PD-Q310110NS-I4A2	A2	F1PD-Q310350NS-I4A2	A2
Wiring Diagram					
Dimensions (unit: mm)		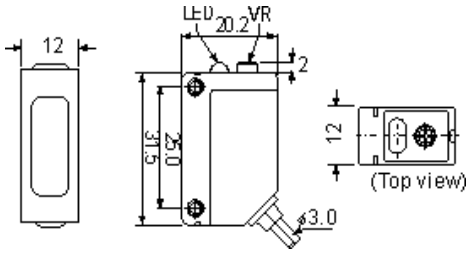		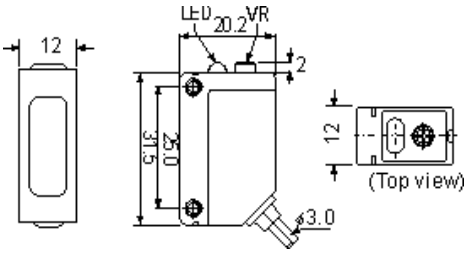	
Terminal Version		2M Cable (4x0.15mm2)		2M Cable (4x0.15mm2)	
Weight		Approx. 42g		Approx. 42g	

Subject to modifications without notice

Tel: +86-755-2646 7962 Fax: +86-755-2646 7925 MSN: dfan852@hotmail.com
Web: www.mountiger.com E-mail: sales@mountiger.com QQ: 873764592

Mountiger Sensing the future

DC PHOTOELECTRIC SENSOR (FP31)

Type		FP31		FP31	
Sensing Mode		Diffuse mode		Diffuse mode	
Sensing Picture					
Switching Distance (Sn)		800mm		800mm	
Picture					
Nominal Voltage		10-30VDC		10-30VDC	
Residual Ripple		<10%		<10%	
Tolerance		±10%Sn		±10%Sn	
Hysteresis		10%		10%	
Emission		Infrared(880nM)		Infrared(880nM)	
Output		NPN N.O+N.C. or PNP N.O+N.C.		NPN N.O+N.C. or PNP N.O+N.C.	
Max. Output Current		100mA		100mA	
Absorption at 30VDC		<35mA		<35mA	
Voltage Drop(Sensor On)		<2.0V (I=100mA)		<2.0V (I=100mA)	
Yellow LED		Output indicator		Output indicator	
Green LED		Supply indicator		Supply indicator	
Sensitivity Adjustment		Trimmer 1 tum		Trimmer 1 tum	
SWitching Frequency		500Hz		500Hz	
Response Time		1mS		1mS	
Start up Delay		<300ms		<300ms	
Short Circuit Protection		Yes		Yes	
Reverse Polarity Pretcetion		Yes		Yes	
Temperature Limits		-25 ~ +55℃		-25 ~ +55℃	
Light Immunity		>5.000Lux		>5.000Lux	
Protection Degree		IP67		IP67	
Housing Material		ABS		ABS	
Sensing object		20x20cm White Paper		20x20cm White Paper	
Part Number	Emitter				
	Receiver(PNP N. O.&N.C.)				
	Receiver(NPN N. O.&N.C.)				
	PNP N. O.&N.C	F1PD-Q310800PS-I4A2	A1	F1PD-Q310800PS-IPA2	B4
	NPN N. O.&N.C.	F1PD-Q310800NS-I4A2	A2	F1PD-Q310800NS-IPA2	B4
Wiring Diagram					
Dimensions (unit: mm)		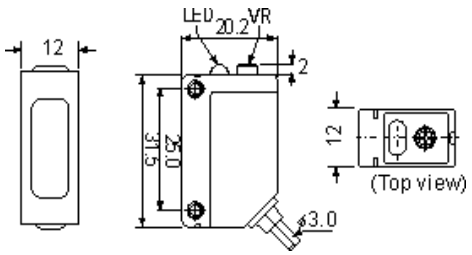		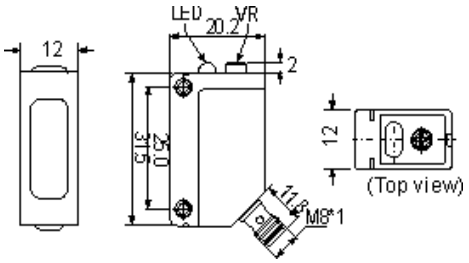	
Terminal Version		2M Cable (4x0.15mm2)		M8 Pico style	
Weight		Approx. 42g		Approx. 35g	

Subject to modifications without notice

Tel: +86-755-2646 7962 Fax: +86-755-2646 7925 MSN: dfan852@hotmail.com
Web: www.mountiger.com E-mail: sales@mountiger.com QQ: 873764592

Mountiger Sensing the future

DC PHOTOELECTRIC SENSOR (FP31)

Type		FP31		FP31	
Sensing Mode		Diffuse mode		Diffuse mode	
Sensing Picture					
Switching Distance (Sn)		110mm		350mm	
Picture					
Nominal Voltage		10-30VDC		10-30VDC	
Residual Ripple		<10%		<10%	
Tolerance		±10%Sn		±10%Sn	
Hysteresis		10%		10%	
Emission		Infrared(880nM)		Infrared(880nM)	
Output		NPN N.O+N.C. or PNP N.O+N.C.		NPN N.O+N.C. or PNP N.O+N.C.	
Max. Output Current		100mA		100mA	
Absorption at 30VDC		<35mA		<35mA	
Voltage Drop(Sensor On)		<2.0V (I=100mA)		<2.0V (I=100mA)	
Yellow LED		Output indicator		Output indicator	
Green LED		Supply indicator		Supply indicator	
Sensitivity Adjustment		Trimmer 1 tum		Trimmer 1 tum	
SWitching Frequency		500Hz		500Hz	
Response Time		1mS		1mS	
Start up Delay		<300ms		<300ms	
Short Circuit Protection		Yes		Yes	
Reverse Polarity Pretcetion		Yes		Yes	
Temperature Limits		-25 ~ +55℃		-25 ~ +55℃	
Light Immunity		>5.000Lux		>5.000Lux	
Protection Degree		IP67		IP67	
Housing Material		ABS		ABS	
Sensing object		10x10cm White Paper		10x10cm White Paper	
Part Number	Emitter				
	Receiver(PNP N. O.&N.C.)				
	Receiver(NPN N. O.&N.C.)				
	PNP N. O.&N.C	F1PD-Q310110PS-IPA4	B4	F1PD-Q310350PS-IPA4	B4
	NPN N. O.&N.C.	F1PD-Q310110NS-IPA4	B4	F1PD-Q310350NS-IPA4	B4
Wiring Diagram					
Dimensions (unit: mm)		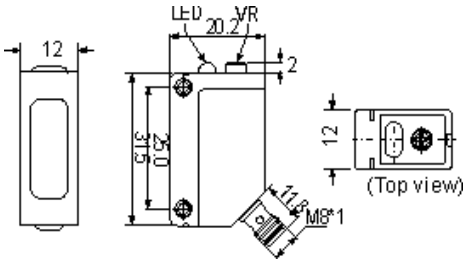		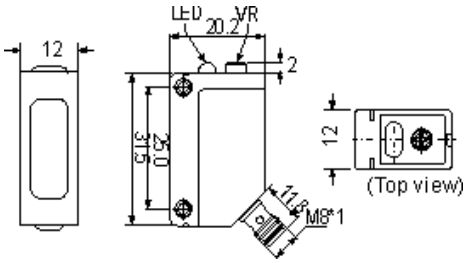	
Terminal Version		M8 Pico style		M8 Pico style	
Weight		Approx. 35g		Approx. 35g	

Subject to modifications without notice

Tel: +86-755-2646 7962 Fax: +86-755-2646 7925 MSN: dfan852@hotmail.com
Web: www.mountiger.com E-mail: sales@mountiger.com QQ: 873764592

Mountiger Sensing the future

DC PHOTOELECTRIC SENSOR (FP31)

Type		FP31		FP31	
Sensing Mode		Retro-reflective modde		Retro-reflective modde	
Sensing Picture					
Switching Distance (Sn)		0.1~4M		0.1~4M	
Picture					
Nominal Voltage		10-30VDC		10-30VDC	
Residual Ripple		<10%		<10%	
Tolerance		±10%Sn		±10%Sn	
Hysteresis		10%		10%	
Emission		Infrared(880nM)		Infrared(880nM)	
Output		NPN N.O+N.C. or PNP N.O+N.C.		NPN N.O+N.C. or PNP N.O+N.C.	
Max. Output Current		100mA		100mA	
Absorption at 30VDC		<35mA		<35mA	
Voltage Drop(Sensor On)		<2.0V (I=100mA)		<2.0V (I=100mA)	
Yellow LED		Output indicator		Output indicator	
Green LED		Supply indicator		Supply indicator	
Sensitivity Adjustment		Trimmer 1 tum		Trimmer 1 tum	
SWitching Frequency		500Hz		500Hz	
Response Time		1mS		1mS	
Start up Delay		<300ms		<300ms	
Short Circuit Protection		Yes		Yes	
Reverse Polarity Pretcetion		Yes		Yes	
Temperature Limits		-25 ~ +55℃		-25 ~ +55℃	
Light Immunity		>5.000Lux		>5.000Lux	
Protection Degree		IP67		IP67	
Housing Material		ABS		ABS	
Sensing object		D51 Reflector		D51 Reflector	
Sensing object					
Part Number	Emitter				
	Receiver(PNP N. O.&N.C.)				
	Receiver(NPN N. O.&N.C.)	F1PL-Q314000PS-I4A2	B1	F1PL-Q314000PS-IPA4	B4
	PNP N. O.&N.C	F1PL-Q314000NS-I4A2	B1	F1PL-Q314000NS-IPA4	B4
	NPN N. O.&N.C.				
Wiring Diagram					
Dimensions (unit: mm)		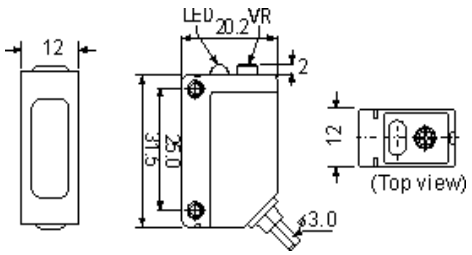		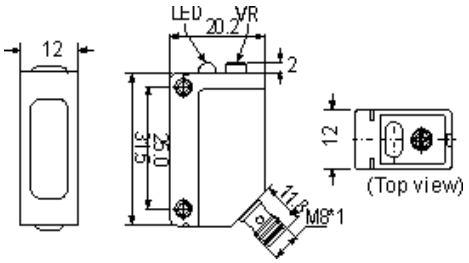	
Terminal Version		2M Cable (4x0.15mm2)		M8 Pico style	
Weight		Approx. 42g		Approx. 35g	

Subject to modifications without notice

Tel: +86-755-2646 7962 Fax: +86-755-2646 7925 MSN: dfan852@hotmail.com
Web: www.mountiger.com E-mail: sales@mountiger.com QQ: 873764592

Mountiger Sensing the future

DC PHOTOELECTRIC SENSOR (FP31)

Type		FP31		FP31	
Sensing Mode		Retro-reflective modde		Retro-reflective modde	
Sensing Picture		With Polarizing Fiters		With Polarizing Fiters	
Switching Distance (Sn)		0.1~2M		0.1~2M	
Picture					
Nominal Voltage		10-30VDC		10-30VDC	
Residual Ripple		<10%		<10%	
Tolerance		±10%Sn		±10%Sn	
Hysteresis		10%		10%	
Emission		Red(660nM)		Red(660nM)	
Output		NPN N.O+N.C. or PNP N.O+N.C.		NPN N.O+N.C. or PNP N.O+N.C.	
Max. Output Current		100mA		100mA	
Absorption at 30VDC		<35mA		<35mA	
Voltage Drop(Sensor On)		<2.0V (I=100mA)		<2.0V (I=100mA)	
Yellow LED		Output indicator		Output indicator	
Green LED		Supply indicator		Supply indicator	
Sensitivity Adjustment		Trimmer 1 tum		Trimmer 1 tum	
SWitching Frequency		500Hz		500Hz	
Response Time		1mS		1mS	
Start up Delay		<300ms		<300ms	
Short Circuit Protection		Yes		Yes	
Reverse Polarity Pretcetion		Yes		Yes	
Temperature Limits		-25 ~ +55℃		-25 ~ +55℃	
Light Immunity		>5.000Lux		>5.000Lux	
Protection Degree		IP67		IP67	
Housing Material		ABS		ABS	
Sensing object		D51 Reflector		D51 Reflector	
Part Number	Emitter				
	Receiver(PNP N. O.&N.C.)				
	Receiver(NPN N. O.&N.C.)				
	PNP N. O.&N.C	F1PL-Q312000PS-R4A2/F	B1	F1PL-Q312000PS-RPA4/F	B4
	NPN N. O.&N.C.	F1PL-Q312000NS-R4A2/F	B1	F1PL-Q312000NS-RPA4/F	B4
Wiring Diagram					
Dimensions (unit: mm)		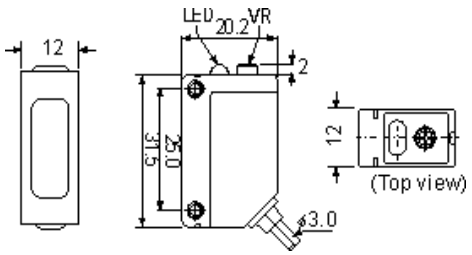		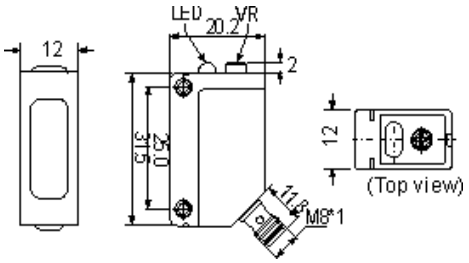	
Terminal Version		2M Cable (4x0.15mm2)		M8 Pico style	
Weight		Approx. 42g		Approx. 35g	

Subject to modifications without notice

Tel: +86-755-2646 7962 Fax: +86-755-2646 7925 MSN: dfan852@hotmail.com
Web: www.mountiger.com E-mail: sales@mountiger.com QQ: 873764592

Mountiger Sensing the future

DC PHOTOELECTRIC SENSOR (FP31)

Type		FP31		FP31	
Sensing Mode		Retro-reflective modde		Retro-reflective modde	
Sensing Picture		For transparent		For transparent	
Switching Distance (Sn)		0.1~0.7M		0.1~0.7M	
Picture					
Nominal Voltage		10-30VDC		10-30VDC	
Residual Ripple		<10%		<10%	
Tolerance		±10%Sn		±10%Sn	
Hysteresis		10%		10%	
Emission		Infrared(880nM)		Infrared(880nM)	
Output		NPN N.O+N.C. or PNP N.O+N.C.		NPN N.O+N.C. or PNP N.O+N.C.	
Max. Output Current		100mA		100mA	
Absorption at 30VDC		<35mA		<35mA	
Voltage Drop(Sensor On)		<2.0V (I=100mA)		<2.0V (I=100mA)	
Yellow LED		Output indicator		Output indicator	
Green LED		Supply indicator		Supply indicator	
Sensitivity Adjustment		Trimmer 1 tum		Trimmer 1 tum	
SWitching Frequency		500Hz		500Hz	
Response Time		1mS		1mS	
Start up Delay		<300ms		<300ms	
Short Circuit Protection		Yes		Yes	
Reverse Polarity Pretcetion		Yes		Yes	
Temperature Limits		-25 ~ +55℃		-25 ~ +55℃	
Light Immunity		>5.000Lux		>5.000Lux	
Protection Degree		IP67		IP67	
Housing Material		ABS		ABS	
Sensing object		D51 Reflector		D51 Reflector	
Sensing object					
Part Number	Emitter				
	Receiver(PNP N. O.&N.C.)				
	Receiver(NPN N. O.&N.C.)	F1PL-Q310700PS-I4A2	B1	F1PL-Q310700PS-IPA4	B4
	PNP N. O.&N.C	F1PL-Q310700NS-I4A2	B1	F1PL-Q310700NS-IPA4	B4
	NPN N. O.&N.C.				
Wiring Diagram					
Dimensions (unit: mm)		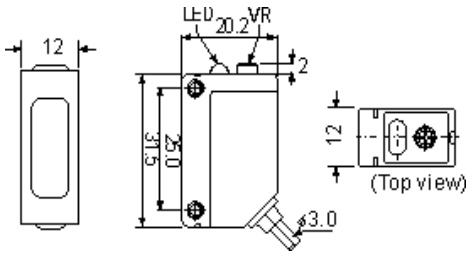		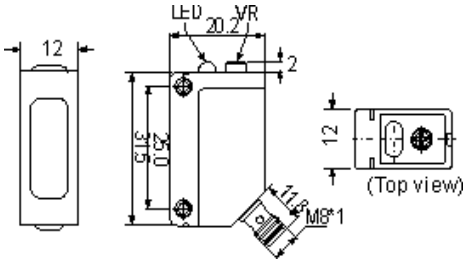	
Terminal Version		2M Cable (4x0.15mm2)		M8 Pico style	
Weight		Approx. 42g		Approx. 35g	

Subject to modifications without notice

Tel: +86-755-2646 7962 Fax: +86-755-2646 7925 MSN: dfan852@hotmail.com
Web: www.mountiger.com E-mail: sales@mountiger.com QQ: 873764592

Mountiger Sensing the future

FP31 SERIES DC PHOTOELECTRIC SENSORS

Sensitivity adjustment

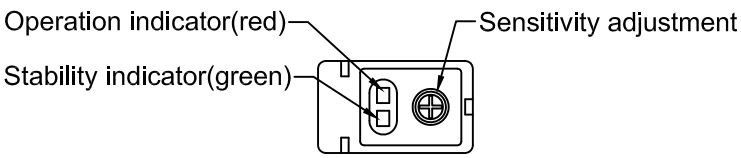

Note: the trimmer just needs one turn.

1) Sensitivity increase
   Screw the trimmer towards right towards position "+"
2) Sensitivity decrease
   Screw the trimmer towards left towards position "-"

Wiring Diagrams

(B1) PNP N.O.&N.C. output Cable

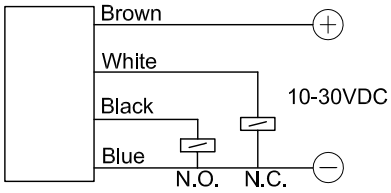

(B2) NPN N.O.&N.C. output Cable

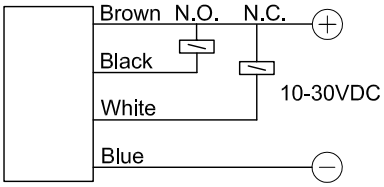

(B3) Emitter Cable

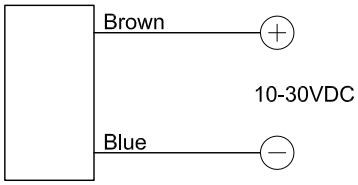

(B4) Connection with connector Pico-style

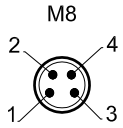

View of quadripole male connector

Output	Contact number			
	1	2	3	4
NPN/PNP N.O.+N.C.	+	N.C.	—	N.O.
Emitter	+		—	

Accessories

FP31 bracket

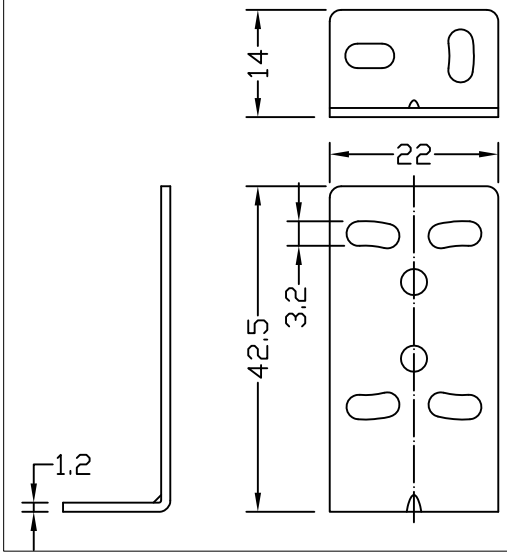

D51 Reflector

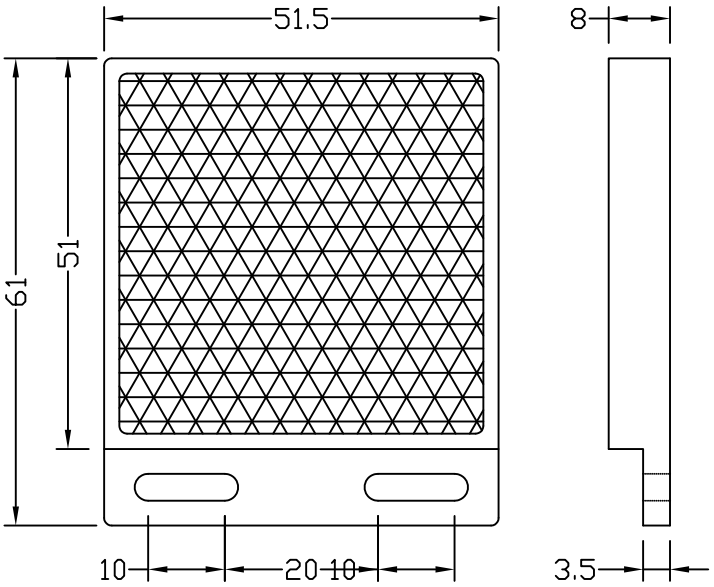

FP50 SERIES PHOTOELECTRIC PROXIMITY SENSORS

Type	Switching Distance (Sn)	Mode	Output/Contact	Housing Material	Housing Size(mm)	Terminal Version	Power	Page
FP50	20 meter	Through-beam mode	NPN or PNP N.O. or N.C.	PBT Plastic	50X50X18	Cable	10-30VDC	C6-01
FP50	40 meter	Through-beam mode	NPN or PNP N.O. or N.C.	PBT Plastic	50X50X18	Cable	10-30VDC	C6-01
FP50	20 meter	Through-beam mode	NPN or PNP N.O. or N.C.	PBT Plastic	50X50X18	Euro-style	10-30VDC	C6-02
FP50	40 meter	Through-beam mode	NPN or PNP N.O. or N.C.	PBT Plastic	50X50X18	Euro-style	10-30VDC	C6-02
FP50	100mm-400mm	Diffuse mode	NPN or PNP N.O. or N.C.	PBT Plastic	50X50X18	Cable	10-30VDC	C6-03
FP50	0.2 meter-1 meter	Diffuse mode	NPN or PNP N.O. or N.C.	PBT Plastic	50X50X18	Cable	10-30VDC	C6-03
FP50	0.2 meter-1.8 meter	Diffuse mode	NPN or PNP N.O. or N.C.	PBT Plastic	50X50X18	Cable	10-30VDC	C6-04
FP50	0.3 meter-2 meter	Diffuse mode	NPN or PNP N.O. or N.C.	PBT Plastic	50X50X18	Cable	10-30VDC	C6-04
FP50	100mm-400mm	Diffuse mode	NPN or PNP N.O. or N.C.	PBT Plastic	50X50X18	Euro-style	10-30VDC	C6-05
FP50	0.2 meter-1 meter	Diffuse mode	NPN or PNP N.O. or N.C.	PBT Plastic	50X50X18	Euro-style	10-30VDC	C6-05
FP50	0.2 meter-1.8 meter	Diffuse mode	NPN or PNP N.O. or N.C.	PBT Plastic	50X50X18	Euro-style	10-30VDC	C6-06

FP50 SERIES PHOTOELECTRIC PROXIMITY SENSORS

FP50	0.3 meter-2 meter	Diffuse mode	NPN or PNP N.O. or N.C.	PBT Plastic	50X50X18	Euro-style	10-30VDC	C6-06
FP50	10 meter	Retro-reflective mode	NPN or PNP N.O. or N.C.	PBT Plastic	50X50X18	Cable	10-30VDC	C6-07
FP50	10 meter	Retro-reflective mode	NPN or PNP N.O. or N.C.	PBT Plastic	50X50X18	Euro-style	10-30VDC	C6-07
FP50	6 meter	Retro-reflective mode (with polarizing filters)	NPN or PNP N.O. or N.C.	PBT Plastic	50X50X18	Cable	10-30VDC	C6-08
FP50	6 meter	Retro-reflective mode (with polarizing filters)	NPN or PNP N.O. or N.C.	PBT Plastic	50X50X18	Euro-style	10-30VDC	C6-08
FP50	20 meter	Through-beam mode	Relay SPDT	PBT Plastic	50X50X18	Cable	12-24VDC / 24-240VAC	C6-09
FP50	40 meter	Through-beam mode	Relay SPDT	PBT Plastic	50X50X18	Cable	12-24VDC / 24-240VAC	C6-09
FP50	20 meter	Through-beam mode	Relay SPDT	PBT Plastic	50X50X18	Euro-style	12-24VDC / 24-240VAC	C6-10
FP50	40 meter	Through-beam mode	Relay SPDT	PBT Plastic	50X50X18	Euro-style	12-24VDC / 24-240VAC	C6-10
FP50	100mm-400mm	Diffuse mode	Relay SPDT	PBT Plastic	50X50X18	Cable	12-24VDC / 24-240VAC	C6-11
FP50	0.2 meter-1 meter	Diffuse mode	Relay SPDT	PBT Plastic	50X50X18	Cable	12-24VDC / 24-240VAC	C6-11
FP50	0.2 meter-1.8 meter	Diffuse mode	Relay SPDT	PBT Plastic	50X50X18	Cable	12-24VDC / 24-240VAC	C6-12
FP50	0.3 meter-2 meter	Diffuse mode	Relay SPDT	PBT Plastic	50X50X18	Cable	12-24VDC / 24-240VAC	C6-12
FP50	100mm-400mm	Diffuse mode	Relay SPDT	PBT Plastic	50X50X18	Euro-style	12-24VDC / 24-240VAC	C6-13
FP50	0.2 meter-1 meter	Diffuse mode	Relay SPDT	PBT Plastic	50X50X18	Euro-style	12-24VDC / 24-240VAC	C6-13
FP50	0.2 meter-1.8 meter	Diffuse mode	Relay SPDT	PBT Plastic	50X50X18	Euro-style	12-24VDC / 24-240VAC	C6-14

FP50 SERIES PHOTOELECTRIC PROXIMITY SENSORS

FP50	0.3 meter-2 meter	Diffuse mode	Relay SPDT	PBT Plastic	50X50X18	Euro-style	12-24VDC / 24-240VAC	C6-14
FP50	10 meter	Retro-reflective mode	Relay SPDT	PBT Plastic	50X50X18	Cable	12-24VDC / 24-240VAC	C6-15
FP50	10 meter	Retro-reflective mode	Relay SPDT	PBT Plastic	50X50X18	Euro-style	12-24VDC / 24-240VAC	C6-15
FP50	6 meter	Retro-reflective mode (with polarizing filters)	Relay SPDT	PBT Plastic	50X50X18	Cable	12-24VDC / 24-240VAC	C6-16
FP50	6 meter	Retro-reflective mode (with polarizing filters)	Relay SPDT	PBT Plastic	50X50X18	Euro-style	12-24VDC / 24-240VAC	C6-16

DC PHOTOELECTRIC SENSOR (FP50)

Type		FP50		FP50	
Sensing Mode		Througth-beam mode		Througth-beam mode	
Sensing Picture					
Switching Distance (Sn)		20M		40M	
Picture					
Nominal Voltage		10-30VDC		10-30VDC	
Residual Ripple		<10%		<10%	
Tolerance		±10%Sn		±10%Sn	
Hysteresis		10%		10%	
Emission		Infrared(880nM)		Infrared(880nM)	
Output		NPN or PNP (Programmable)		NPN or PNP (Programmable)	
Contact		N.O or N.C. (Programmable)		N.O or N.C. (Programmable)	
Max. Output Current		200mA		200mA	
Absorption at 30VDC		<40mA		<40mA	
Voltage Drop(Sensor On)		<2.0V (I=100mA)		<2.0V (I=100mA)	
Yellow LED		Output indicator		Output indicator	
Green LED		Supply indicator		Supply indicator	
Sensitivity Adjustment		Trimmer 1 tum		Trimmer 1 tum	
SWitching Frequency		200Hz		200Hz	
Response Time		5mS		5mS	
Start up Delay		<100ms		<100ms	
Short Circuit Protection		Yes		Yes	
Reverse Polarity Pretcetion		Yes		Yes	
Temperature Limits		-10 ~ +60℃		-10 ~ +60℃	
Light Immunity		>10.000Lux		>10.000Lux	
Protection Degree		IP65		IP65	
Housing Material		PBT		PBT	
Sensing object					
Part Number	Througth-beam mode (Emitter)	F1PT-Q50020MDE-I2B2	C2	F1PT-Q50040MDE-I2B2	C2
	Throughth-beam mode (Receiver)	F1PT-Q50020MDS-I2A2	C1	F1PT-Q50040MDS-I2A2	C1
	Diffuse mode				
	Retro-reflective mode				
	Retro-reflective mode(with polarizing filters)				
Wiring Diagram					
Dimensions (unit: mm)		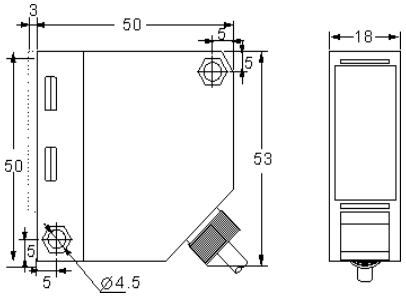		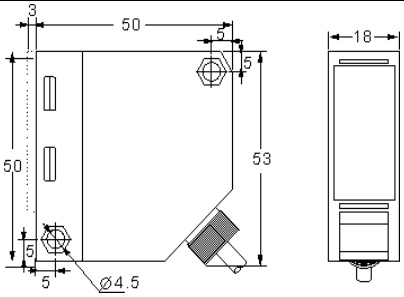	
Terminal Version		2M Cable (4x0.15mm2)		2M Cable (4x0.15mm2)	
Weight		Approx. 160g		Approx. 160g	

Subject to modifications without notice

Tel: +86-755-2646 7962 Fax: +86-755-2646 7925 MSN: dfan852@hotmail.com
Web: www.mountiger.com E-mail: sales@mountiger.com QQ: 873764592

Mountiger Sensing the future

DC PHOTOELECTRIC SENSOR (FP50)

Type		FP50		FP50	
Sensing Mode		Througth-beam mode		Througth-beam mode	
Sensing Picture					
Switching Distance (Sn)		20M		40M	
Picture					
Nominal Voltage		10-30VDC		10-30VDC	
Residual Ripple		<10%		<10%	
Tolerance		±10%Sn		±10%Sn	
Hysteresis		10%		10%	
Emission		Infrared(880nM)		Infrared(880nM)	
Output					
Max. Output Current		200mA		200mA	
Absorption at 30VDC		<40mA		<40mA	
Voltage Drop(Sensor On)		<2.0V (I=100mA)		<2.0V (I=100mA)	
Yellow LED		Output indicator		Output indicator	
Green LED		Supply indicator		Supply indicator	
Sensitivity Adjustment		Trimmer 1 tum		Trimmer 1 tum	
SWitching Frequency		200Hz		200Hz	
Response Time		5mS		5mS	
Start up Delay		<100ms		<100ms	
Short Circuit Protection		Yes		Yes	
Reverse Polarity Pretcetion		Yes		Yes	
Temperature Limits		-10 ~ +60℃		-10 ~ +60℃	
Light Immunity		>10.000Lux		>10.000Lux	
Protection Degree		IP65		IP65	
Housing Material		PBT		PBT	
Sensing object					
Part Number	Througth-beam mode (Emitter)	F1PT-Q50020MDE-IEB4	C2	F1PT-Q50040MDE-IEB4	C2
	Througth-beam mode (Receiver)	F1PT-Q50020MDS-IEA4	C1	F1PT-Q50040MDS-IEA4	C1
	Diffuse mode				
	Retro-reflective mode				
	Retro-reflective mode(with polarizing filters)				
Wiring Diagram					
Dimensions (unit: mm)		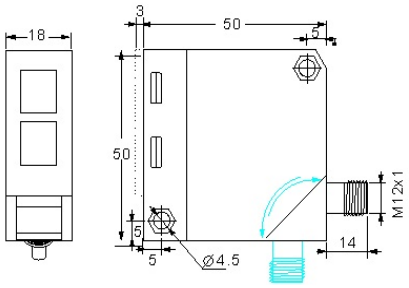		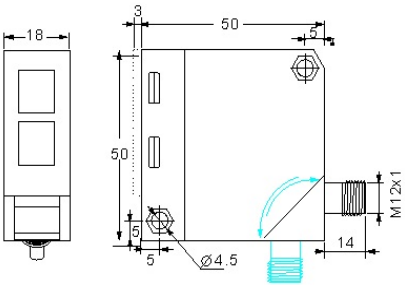	
Terminal Version		M12 Euro-style		M12 Euro-style	
Weight		Approx. 35g		Approx. 35g	

Subject to modifications without notice

Tel: +86-755-2646 7962 Fax: +86-755-2646 7925 MSN: dfan852@hotmail.com
Web: www.mountiger.com E-mail: sales@mountiger.com QQ: 873764592

Mountiger Sensing the future

DC PHOTOELECTRIC SENSOR (FP50)

Type		FP50		FP50	
Sensing Mode		Diffuse mode		Diffuse mode	
Sensing Picture					
Switching Distance (Sn)		100mm-400mm		200mm-1000mm	
Picture					
Nominal Voltage		10-30VDC		10-30VDC	
Residual Ripple		<10%		<10%	
Tolerance		±10%Sn		±10%Sn	
Hysteresis		10%		10%	
Emission		Infrared(880nM)		Infrared(880nM)	
Output		NPN or PNP (Programmable)		NPN or PNP (Programmable)	
Contact		N.O or N.C. (Programmable)		N.O or N.C. (Programmable)	
Max. Output Current		200mA		200mA	
Absorption at 30VDC		<40mA		<40mA	
Voltage Drop(Sensor On)		<2.0V (I=100mA)		<2.0V (I=100mA)	
Yellow LED		Output indicator		Output indicator	
Green LED		Supply indicator		Supply indicator	
Sensitivity Adjustment		Trimmer 1 tum		Trimmer 1 tum	
SWitching Frequency		200Hz		200Hz	
Response Time		5mS		5mS	
Start up Delay		<100ms		<100ms	
Short Circuit Protection		Yes		Yes	
Reverse Polarity Pretcetion		Yes		Yes	
Temperature Limits		-10 ~ +60℃		-10 ~ +60℃	
Light Immunity		>10.000Lux		>10.000Lux	
Protection Degree		IP65		IP65	
Housing Material		PBT		PBT	
Sensing object		10x10cm white paper		10x10cm white paper	
Part Number	Throungh-beam mode (Emitter)				
	Throungh-beam mode (Receiver)				
	Diffuse mode	F1PD-Q500400DS-I4A2	C1	F1PD-Q501000DS-I4A2	C1
	Retro-reflective mode				
	Retro-reflective mode(with polarizing filters)				
Wiring Diagram					
Dimensions (unit: mm)		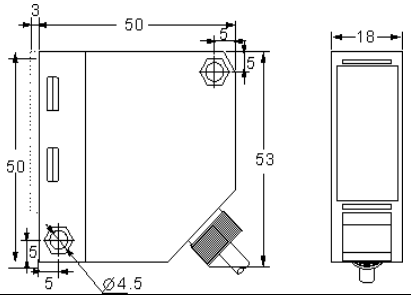		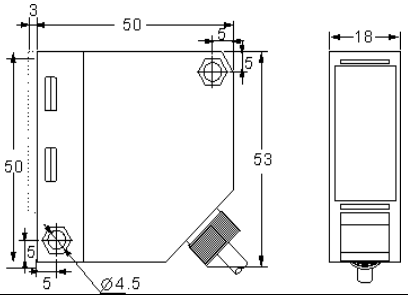	
Terminal Version		2M Cable (4x0.15mm2)		2M Cable (4x0.15mm2)	
Weight		Approx. 160g		Approx. 160g	

Subject to modifications without notice

Tel: +86-755-2646 7962 Fax: +86-755-2646 7925 MSN: dfan852@hotmail.com
Web: www.mountiger.com E-mail: sales@mountiger.com QQ: 873764592

Mountiger Sensing the future

DC PHOTOELECTRIC SENSOR (FP50)

Type		FP50		FP50	
Sensing Mode		Diffuse mode		Diffuse mode	
Sensing Picture					
Switching Distance (Sn)		200mm-1800mm		300mm-2000mm	
Picture					
Nominal Voltage		10-30VDC		10-30VDC	
Residual Ripple		<10%		<10%	
Tolerance		±10%Sn		±10%Sn	
Hysteresis		10%		10%	
Emission		Infrared(880nM)		Infrared(880nM)	
Output		NPN or PNP (Programmable)		NPN or PNP (Programmable)	
Contact		N.O or N.C. (Programmable)		N.O or N.C. (Programmable)	
Max. Output Current		200mA		200mA	
Absorption at 30VDC		<40mA		<40mA	
Voltage Drop(Sensor On)		<2.0V (I=100mA)		<2.0V (I=100mA)	
Yellow LED		Output indicator		Output indicator	
Green LED		Supply indicator		Supply indicator	
Sensitivity Adjustment		Trimmer 1 tum		Trimmer 1 tum	
SWitching Frequency		200Hz		200Hz	
Response Time		5mS		5mS	
Start up Delay		<100ms		<100ms	
Short Circuit Protection		Yes		Yes	
Reverse Polarity Pretcetion		Yes		Yes	
Temperature Limits		-10 ~ +60℃		-10 ~ +60℃	
Light Immunity		>10.000Lux		>10.000Lux	
Protection Degree		IP65		IP65	
Housing Material		PBT		PBT	
Sensing object		20x20cm white paper		20x20cm white paper	
Part Number	Through-beam mode (Emitter)				
	Through-beam mode (Receiver)				
	Diffuse mode	F1PD-Q501800DS-I4A2	C1	F1PD-Q502000DS-I4A2	C1
	Retro-reflective mode				
	Retro-reflective mode(with polarizing filters)				
Wiring Diagram					
Dimensions (unit: mm)		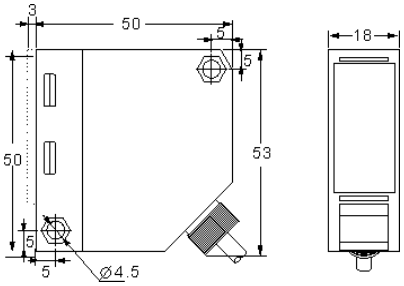		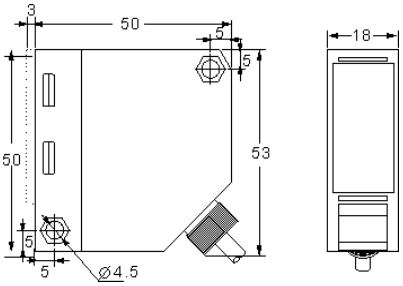	
Terminal Version		2M Cable (4x0.15mm2)		2M Cable (4x0.15mm2)	
Weight		Approx. 160g		Approx. 160g	

Subject to modifications without notice

Tel: +86-755-2646 7962 Fax: +86-755-2646 7925 MSN: dfan852@hotmail.com
Web: www.mountiger.com E-mail: sales@mountiger.com QQ: 873764592

Mountiger Sensing the future

DC PHOTOELECTRIC SENSOR (FP50)

Type		FP50		FP50	
Sensing Mode		Diffuse mode		Diffuse mode	
Sensing Picture					
Switching Distance (Sn)		100mm-400mm		200mm-1000mm	
Picture					
Nominal Voltage		10-30VDC		10-30VDC	
Residual Ripple		<10%		<10%	
Tolerance		±10%Sn		±10%Sn	
Hysteresis		10%		10%	
Emission		Infrared(880nM)		Infrared(880nM)	
Output		NPN or PNP (Programmable)		NPN or PNP (Programmable)	
Contact		N.O or N.C. (Programmable)		N.O or N.C. (Programmable)	
Max. Output Current		200mA		200mA	
Absorption at 30VDC		<40mA		<40mA	
Voltage Drop(Sensor On)		<2.0V (I=100mA)		<2.0V (I=100mA)	
Yellow LED		Output indicator		Output indicator	
Green LED		Supply indicator		Supply indicator	
Sensitivity Adjustment		Trimmer 1 tum		Trimmer 1 tum	
SWitching Frequency		200Hz		200Hz	
Response Time		5mS		5mS	
Start up Delay		<100ms		<100ms	
Short Circuit Protection		Yes		Yes	
Reverse Polarity Pretcetion		Yes		Yes	
Temperature Limits		-10 ~ +60℃		-10 ~ +60℃	
Light Immunity		>10.000Lux		>10.000Lux	
Protection Degree		IP65		IP65	
Housing Material		PBT		PBT	
Sensing object		10x10cm white paper		20x20cm white paper	
Part Number	Throungh-beam mode (Emitter)				
	Throungh-beam mode (Receiver)				
	Diffuse mode	F1PD-Q500400DS-IEA4	C3	F1PD-Q501000DS-IEA4	C3
	Retro-reflective mode				
	Retro-reflective mode(with polarizing filters)				
Wiring Diagram					
Dimensions (unit: mm)		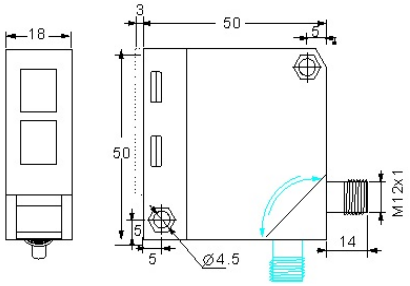		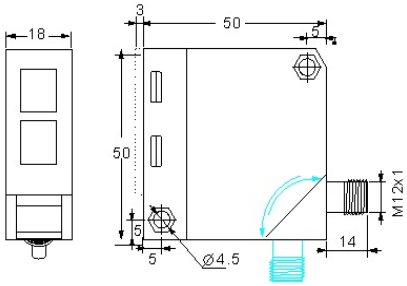	
Terminal Version		M12 Euro-style		M12 Euro-style	
Weight		Approx. 35g		Approx. 35g	

Subject to modifications without notice

Tel: +86-755-2646 7962 Fax: +86-755-2646 7925 MSN: dfan852@hotmail.com
Web: www.mountiger.com E-mail: sales@mountiger.com QQ: 873764592

Mountiger Sensing the future

DC PHOTOELECTRIC SENSOR (FP50)

Type		FP50		FP50	
Sensing Mode		Diffuse mode		Diffuse mode	
Sensing Picture					
Switching Distance (Sn)		200mm-1800mm		300mm-2000mm	
Picture					
Nominal Voltage		10-30VDC		10-30VDC	
Residual Ripple		<10%		<10%	
Tolerance		±10%Sn		±10%Sn	
Hysteresis		10%		10%	
Emission		Infrared(880nM)		Infrared(880nM)	
Output		NPN or PNP (Programmable)		NPN or PNP (Programmable)	
Contact		N.O or N.C. (Programmable)		N.O or N.C. (Programmable)	
Max. Output Current		200mA		200mA	
Absorption at 30VDC		<40mA		<40mA	
Voltage Drop(Sensor On)		<2.0V (I=100mA)		<2.0V (I=100mA)	
Yellow LED		Output indicator		Output indicator	
Green LED		Supply indicator		Supply indicator	
Sensitivity Adjustment		Trimmer 1 tum		Trimmer 1 tum	
SWitching Frequency		200Hz		200Hz	
Response Time		5mS		5mS	
Start up Delay		<100ms		<100ms	
Short Circuit Protection		Yes		Yes	
Reverse Polarity Pretcetion		Yes		Yes	
Temperature Limits		-10 ~ +60℃		-10 ~ +60℃	
Light Immunity		>10.000Lux		>10.000Lux	
Protection Degree		IP65		IP65	
Housing Material		PBT		PBT	
Sensing object		20x20cm white paper		20x20cm white paper	
Part Number	Throungh-beam mode (Emitter)				
	Throungh-beam mode (Receiver)				
	Diffuse mode	F1PD-Q501800DS-IEA4	C3	F1PD-Q502000DS-IEA4	C3
	Retro-reflective mode				
	Retro-reflective mode(with polarizing filters)				
Wiring Diagram					
Dimensions (unit: mm)		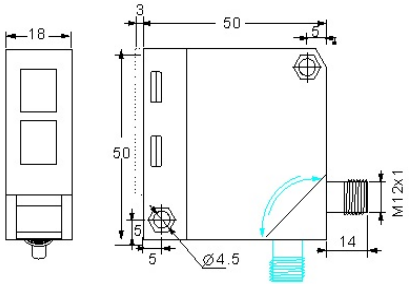		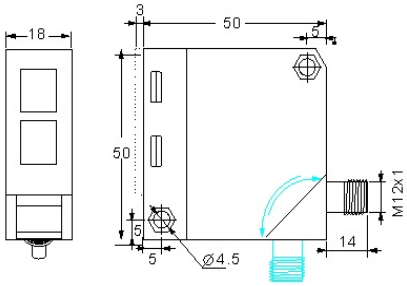	
Terminal Version		M12 Euro-style		M12 Euro-style	
Weight		Approx. 35g		Approx. 35g	

Subject to modifications without notice

Tel: +86-755-2646 7962 Fax: +86-755-2646 7925 MSN: dfan852@hotmail.com
Web: www.mountiger.com E-mail: sales@mountiger.com QQ: 873764592

Mountiger Sensing the future

DC PHOTOELECTRIC SENSOR (FP50)

Type		FP50		FP50	
Sensing Mode		Retro-reflective mode		Retro-reflective mode	
Sensing Picture					
Switching Distance (Sn)		10M		10M	
Picture					
Nominal Voltage		10-30VDC		10-30VDC	
Residual Ripple		<10%		<10%	
Tolerance		±10%Sn		±10%Sn	
Hysteresis		10%		10%	
Emission		Infrared(880nM)		Infrared(880nM)	
Output		NPN or PNP (Programmable)		NPN or PNP (Programmable)	
Contact		N.O or N.C. (Programmable)		N.O or N.C. (Programmable)	
Max. Output Current		200mA		200mA	
Absorption at 30VDC		<40mA		<40mA	
Voltage Drop(Sensor On)		<2.0V (I=100mA)		<2.0V (I=100mA)	
Yellow LED		Output indicator		Output indicator	
Green LED		Supply indicator		Supply indicator	
Sensitivity Adjustment		Trimmer 1 tum		Trimmer 1 tum	
SWitching Frequency		200Hz		200Hz	
Response Time		5mS		5mS	
Start up Delay		<100ms		<100ms	
Short Circuit Protection		Yes		Yes	
Reverse Polarity Pretcetion		Yes		Yes	
Temperature Limits		-10 ~ +60℃		-10 ~ +60℃	
Light Immunity		>10.000Lux		>10.000Lux	
Protection Degree		IP65		IP65	
Housing Material		PBT		PBT	
Sensing object		D83 Reflector		D83 Reflector	
Part Number	Through-beam mode (Emitter)				
	Through-beam mode (Receiver)				
	Diffuse mode				
	Retro-reflective mode	F1PL-Q50010MDS-I4A2	C1	F1PL-Q50010MDS-IEA4	C1
	Retro-reflective mode(with polarizing filters)				
Wiring Diagram					
Dimensions (unit: mm)		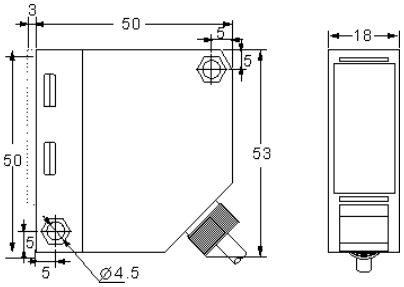		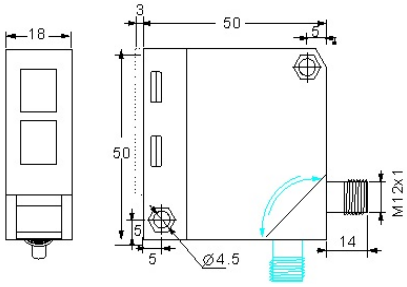	
Terminal Version		2M Cable (4x0.15mm2)		M12 Euro-style	
Weight		Approx. 160g		Approx. 35g	

Subject to modifications without notice

Tel: +86-755-2646 7962 Fax: +86-755-2646 7925 MSN: dfan852@hotmail.com
Web: www.mountiger.com E-mail: sales@mountiger.com QQ: 873764592

Mountiger Sensing the future

DC PHOTOELECTRIC SENSOR (FP50)

Type		FP50		FP50	
Sensing Mode		Retro-reflective mode		Retro-reflective mode	
Sensing Picture		With polarizing Fiters		With polarizing Fiters	
Switching Distance (Sn)		6M		6M	
Picture					
Nominal Voltage		10-30VDC		10-30VDC	
Residual Ripple		<10%		<10%	
Tolerance		±10%Sn		±10%Sn	
Hysteresis		10%		10%	
Emission		Red(66nM)		Red(660nM)	
Output		NPN or PNP (Programmable)		NPN or PNP (Programmable)	
Contact		N.O or N.C. (Programmable)		N.O or N.C. (Programmable)	
Max. Output Current		200mA		200mA	
Absorption at 30VDC		<40mA		<40mA	
Voltage Drop(Sensor On)		<2.0V (I=100mA)		<2.0V (I=100mA)	
Yellow LED		Output indicator		Output indicator	
Green LED		Supply indicator		Supply indicator	
Sensitivity Adjustment		Trimmer 1 tum		Trimmer 1 tum	
SWitching Frequency		200Hz		200Hz	
Response Time		5mS		5mS	
Start up Delay		<100ms		<100ms	
Short Circuit Protection		Yes		Yes	
Reverse Polarity Pretcetion		Yes		Yes	
Temperature Limits		-10 ~ +60℃		-10 ~ +60℃	
Light Immunity		>10.000Lux		>10.000Lux	
Protection Degree		IP65		IP65	
Housing Material		PBT		PBT	
Sensing object		D83 Reflector		D83 Reflector	
Part Number	Through-beam mode (Emitter)				
	Through-beam mode (Receiver)				
	Diffuse mode				
	Retro-reflective mode				
	Retro-reflective mode(with polarizing filters)	F1PL-Q506000DS-R4A2/F	C1	F1PL-Q506000DS-REA4/F	C1
Wiring Diagram					
Dimensions (unit: mm)		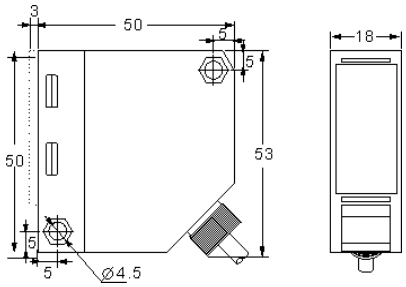		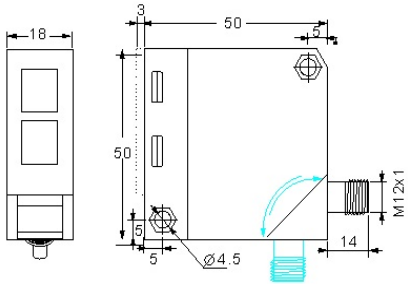	
Terminal Version		2M Cable (4x0.15mm2)		M12 Euro-style	
Weight		Approx. 160g		Approx. 35g	

Subject to modifications without notice

Tel: +86-755-2646 7962 Fax: +86-755-2646 7925 MSN: dfan852@hotmail.com
Web: www.mountiger.com E-mail: sales@mountiger.com QQ: 873764592

Mountiger Sensing the future

AC/DC PHOTOELECTRIC SENSOR (FP50)

Type		FP50		FP50	
Sensing Mode		Througn-beam mode		Througn-beam mode	
Sensing Picture					
Switching Distance (Sn)		20M		40M	
Picture					
Nominal Voltage		12-24VDC / 24-240VAC		12-24VDC / 24-240VAC	
Mains Frequency		50/60Hz		50/60Hz	
Tolerance		±10%Sn		±10%Sn	
Hysteresis		10%		10%	
Emission		Infrared(880nM)		Infrared(880nM)	
Output		Relay SPDT		Relay SPDT	
Max. Output Current		3A/30VDC, 1A/240VAC		3A/30VDC, 1A/240VAC	
Power Consumption		<2.5VA		<2.5VA	
Yellow LED		Output indicator		Output indicator	
Green LED		Supply indicator		Supply indicator	
Sensitivity Adjustment		Trimmer 1 tum		Trimmer 1 tum	
SWitching Frequency		10Hz		10Hz	
Response Time		20ms		20ms	
Start up Delay		<300ms		<300ms	
Temperature Limits		-10 ~ +60℃		-10 ~ +60℃	
Light Immunity		>10.000Lux		>10.000Lux	
Protection Degree		IP65		IP65	
Housing Material		PBT		PBT	
Sensing object					
Part Number	Througn-beam mode (Emitter)	F3PT-Q50020MUE-I2B2	C5	F3PT-Q50040MUE-I2B2	C5
	Through-beam mode (Receiver)	F3PT-Q50020MUR-I5B2	C4	F3PT-Q50040MUR-I5B2	C4
	Diffuse mode				
	Retro-reflective mode				
	Retro-reflective mode(with polarizing filters)				
Wiring Diagram					
Dimensions (unit: mm)		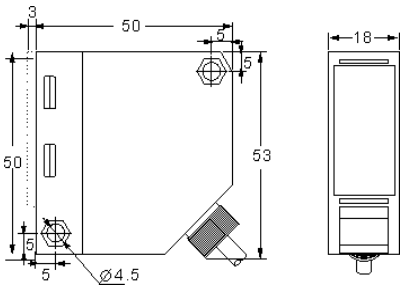		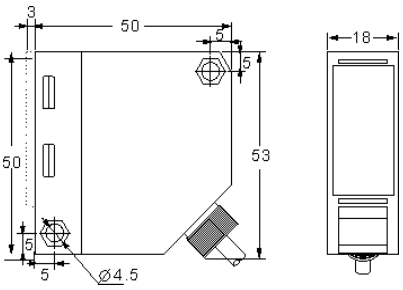	
Terminal Version		2M Cable (4x0.15mm2)		2M Cable (4x0.15mm2)	
Weight		Approx. 160g		Approx. 160g	

Subject to modifications without notice

Tel: +86-755-2646 7962 Fax: +86-755-2646 7925 MSN: dfan852@hotmail.com
Web: www.mountiger.com E-mail: sales@mountiger.com QQ: 873764592

Mountiger Sensing the future

AC/DC PHOTOELECTRIC SENSOR (FP50)

Type		FP50		FP50	
Sensing Mode		Througn-beam mode		Througn-beam mode	
Sensing Picture					
Switching Distance (Sn)		20M		40M	
Picture					
Nominal Voltage		12-24VDC / 24-240VAC		12-24VDC / 24-240VAC	
Mains Frequency		50/60Hz		50/60Hz	
Tolerance		±10%Sn		±10%Sn	
Hysteresis		10%		10%	
Emission		Infrared(880nM)		Infrared(880nM)	
Output		Relay SPDT		Relay SPDT	
Max. Output Current		3A/30VDC, 1A/240VAC		3A/30VDC, 1A/240VAC	
Power Consumption		<2.5VA		<2.5VA	
Yellow LED		Output indicator		Output indicator	
Green LED		Supply indicator		Supply indicator	
Sensitivity Adjustment		Trimmer 1 tum		Trimmer 1 tum	
SWitching Frequency		10Hz		10Hz	
Response Time		20ms		20ms	
Start up Delay		<300ms		<300ms	
Temperature Limits		-10 ~ +60℃		-10 ~ +60℃	
Light Immunity		>10.000Lux		>10.000Lux	
Protection Degree		IP65		IP65	
Housing Material		PBT		PBT	
Sensing object					
Part Number	Througn-beam mode (Emitter)	F3PT-Q50020MUE-IEB4	C6	F3PT-Q50040MUE-IEB4	C6
	Through-beam mode (Receiver)	F3PT-Q50020MUR-IEB4	C6	F3PT-Q50040MUR-IEB4	C6
	Diffuse mode				
	Retro-reflective mode				
	Retro-reflective mode(with polarizing filters)				
Wiring Diagram					
Dimensions (unit: mm)		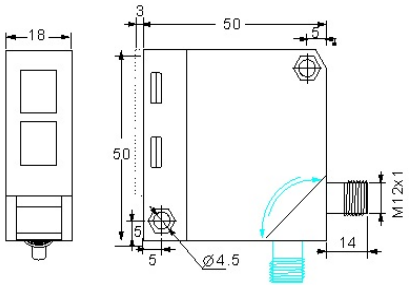		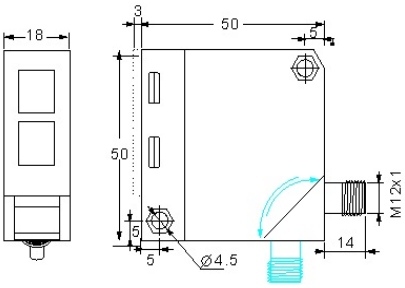	
Terminal Version		M12 Euro-style		M12 Euro-style	
Weight		Approx. 35g		Approx. 35g	

Subject to modifications without notice

Tel: +86-755-2646 7962 Fax: +86-755-2646 7925 MSN: dfan852@hotmail.com
Web: www.mountiger.com E-mail: sales@mountiger.com QQ: 873764592

Mountiger Sensing the future

AC/DC PHOTOELECTRIC SENSOR (FP50)

Type		FP50		FP50	
Sensing Mode		Diffuse mode		Diffuse mode	
Sensing Picture					
Switching Distance (Sn)		100mm-400mm		200mm-1000mm	
Picture					
Nominal Voltage		12-24VDC / 24-240VAC		12-24VDC / 24-240VAC	
Mains Frequency		50/60Hz		50/60Hz	
Tolerance		±10%Sn		±10%Sn	
Hysteresis		10%		10%	
Emission		Infrared(880nM)		Infrared(880nM)	
Output		Relay SPDT		Relay SPDT	
Max. Output Current		3A/30VDC, 1A/240VAC		3A/30VDC, 1A/240VAC	
Power Consumption		<2.5VA		<2.5VA	
Yellow LED		Output indicator		Output indicator	
Green LED		Supply indicator		Supply indicator	
Sensitivity Adjustment		Trimmer 1 tum		Trimmer 1 tum	
SWitching Frequency		10Hz		10Hz	
Response Time		20ms		20ms	
Start up Delay		<300ms		<300ms	
Temperature Limits		-10 ~ +60℃		-10 ~ +60℃	
Light Immunity		>10.000Lux		>10.000Lux	
Protection Degree		IP65		IP65	
Housing Material		PBT		PBT	
Sensing object		10x10cm white paper		20x20cm white paper	
Part Number	Throungh-beam mode (Emitter)				
	Throungh-beam mode (Receiver)				
	Diffuse mode	F3PD-Q500400UR-I5B2	C4	F3PD-Q501000UR-I5B2	C4
	Retro-reflective mode				
	Retro-reflective mode(with polarizing filters)				
Wiring Diagram					
Dimensions (unit: mm)		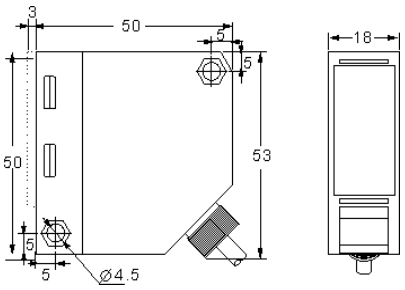		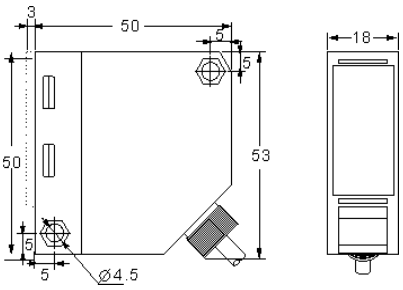	
Terminal Version		2M Cable (4x0.15mm2)		2M Cable (4x0.15mm2)	
Weight		Approx. 160g		Approx. 160g	

Subject to modifications without notice

Tel: +86-755-2646 7962 Fax: +86-755-2646 7925 MSN: dfan852@hotmail.com
Web: www.mountiger.com E-mail: sales@mountiger.com QQ: 873764592

Mountiger Sensing the future

AC/DC PHOTOELECTRIC SENSOR (FP50)

Type		FP50		FP50	
Sensing Mode		Diffuse mode		Diffuse mode	
Sensing Picture					
Switching Distance (Sn)		200mm-1800mm		300mm-2000mm	
Picture					
Nominal Voltage		12-24VDC / 24-240VAC		12-24VDC / 24-240VAC	
Mains Frequency		50/60Hz		50/60Hz	
Tolerance		±10%Sn		±10%Sn	
Hysteresis		10%		10%	
Emission		Infrared(880nM)		Infrared(880nM)	
Output		Relay SPDT		Relay SPDT	
Max. Output Current		3A/30VDC, 1A/240VAC		3A/30VDC, 1A/240VAC	
Power Consumption		<2.5VA		<2.5VA	
Yellow LED		Output indicator		Output indicator	
Green LED		Supply indicator		Supply indicator	
Sensitivity Adjustment		Trimmer 1 tum		Trimmer 1 tum	
SWitching Frequency		10Hz		10Hz	
Response Time		20ms		20ms	
Start up Delay		<300ms		<300ms	
Temperature Limits		-10 ~ +60℃		-10 ~ +60℃	
Light Immunity		>10.000Lux		>10.000Lux	
Protection Degree		IP65		IP65	
Housing Material		PBT		PBT	
Sensing object		20x20cm white paper		20x20cm white paper	
Part Number	Through-beam mode (Emitter)				
	Through-beam mode (Receiver)				
	Diffuse mode	F3PD-Q501800UR-I5B2	C4	F3PD-Q502000UR-I5B2	C4
	Retro-reflective mode				
	Retro-reflective mode(with polarizing filters)				
Wiring Diagram					
Dimensions (unit: mm)		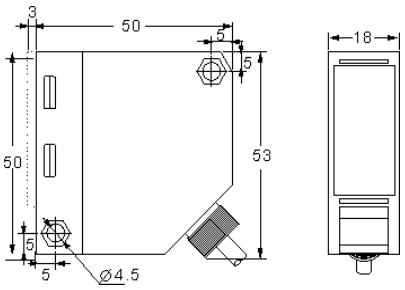		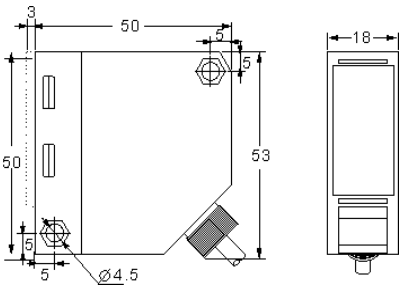	
Terminal Version		2M Cable (4x0.15mm2)		2M Cable (4x0.15mm2)	
Weight		Approx. 160g		Approx. 160g	

Subject to modifications without notice

Tel: +86-755-2646 7962 Fax: +86-755-2646 7925 MSN: dfan852@hotmail.com
Web: www.mountiger.com E-mail: sales@mountiger.com QQ: 873764592

Mountiger Sensing the future

AC/DC PHOTOELECTRIC SENSOR (FP50)

Type		FP50		FP50	
Sensing Mode		Diffuse mode		Diffuse mode	
Sensing Picture					
Switching Distance (Sn)		100mm-400mm		200mm-1000mm	
Picture					
Nominal Voltage		12-24VDC / 24-240VAC		12-24VDC / 24-240VAC	
Mains Frequency		50/60Hz		50/60Hz	
Tolerance		±10%Sn		±10%Sn	
Hysteresis		10%		10%	
Emission		Infrared(880nM)		Infrared(880nM)	
Output		Relay SPDT		Relay SPDT	
Max. Output Current		3A/30VDC, 1A/240VAC		3A/30VDC, 1A/240VAC	
Power Consumption		<2.5VA		<2.5VA	
Yellow LED		Output indicator		Output indicator	
Green LED		Supply indicator		Supply indicator	
Sensitivity Adjustment		Trimmer 1 tum		Trimmer 1 tum	
SWitching Frequency		10Hz		10Hz	
Response Time		20ms		20ms	
Start up Delay		<300ms		<300ms	
Temperature Limits		-10 ~ +60℃		-10 ~ +60℃	
Light Immunity		>10.000Lux		>10.000Lux	
Protection Degree		IP65		IP65	
Housing Material		PBT		PBT	
Sensing object		10x10cm white paper		20x20cm white paper	
Part Number	Throungh-beam mode (Emitter)				
	Throungh-beam mode (Receiver)				
	Diffuse mode	F3PD-Q500400UR-IEB4	C6	F3PD-Q501000UR-IEB4	C6
	Retro-reflective mode				
	Retro-reflective mode(with polarizing filters)				
Wiring Diagram					
Dimensions (unit: mm)		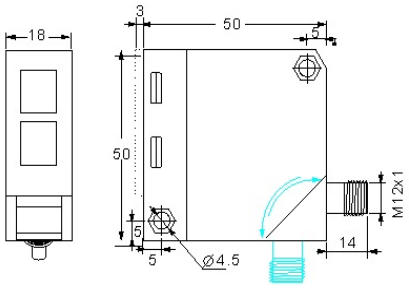		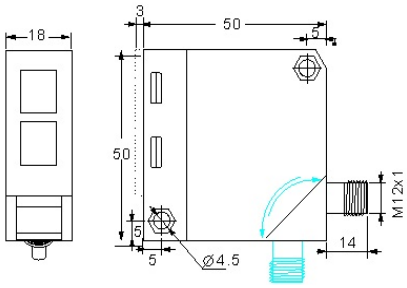	
Terminal Version		M12 Euro-style		M12 Euro-style	
Weight		Approx. 35g		Approx. 35g	

Subject to modifications without notice

Tel: +86-755-2646 7962 Fax: +86-755-2646 7925 MSN: dfan852@hotmail.com
Web: www.mountiger.com E-mail: sales@mountiger.com QQ: 873764592

Mountiger Sensing the future

AC/DC PHOTOELECTRIC SENSOR (FP50)

Type		FP50		FP50	
Sensing Mode		Diffuse mode		Diffuse mode	
Sensing Picture					
Switching Distance (Sn)		200mm-1800mm		300mm-2000mm	
Picture					
Nominal Voltage		12-24VDC / 24-240VAC		12-24VDC / 24-240VAC	
Mains Frequency		50/60Hz		50/60Hz	
Tolerance		±10%Sn		±10%Sn	
Hysteresis		10%		10%	
Emission		Infrared(880nM)		Infrared(880nM)	
Output		Relay SPDT		Relay SPDT	
Max. Output Current		3A/30VDC, 1A/240VAC		3A/30VDC, 1A/240VAC	
Power Consumption		<2.5VA		<2.5VA	
Yellow LED		Output indicator		Output indicator	
Green LED		Supply indicator		Supply indicator	
Sensitivity Adjustment		Trimmer 1 tum		Trimmer 1 tum	
SWitching Frequency		10Hz		10Hz	
Response Time		20ms		20ms	
Start up Delay		<300ms		<300ms	
Temperature Limits		-10 ~ +60℃		-10 ~ +60℃	
Light Immunity		>10.000Lux		>10.000Lux	
Protection Degree		IP65		IP65	
Housing Material		PBT		PBT	
Sensing object		20x20cm white paper		20x20cm white paper	
Part Number	Through-beam mode (Emitter)				
	Through-beam mode (Receiver)				
	Diffuse mode	F3PD-Q501800UR-IEB4	C6	F3PD-Q502000UR-IEB4	C6
	Retro-reflective mode				
	Retro-reflective mode(with polarizing filters)				
Wiring Diagram					
Dimensions (unit: mm)		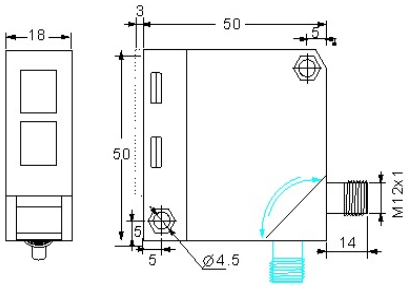		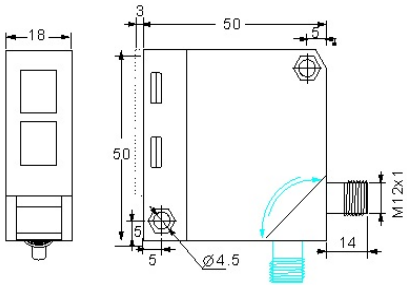	
Terminal Version		M12 Euro-style		M12 Euro-style	
Weight		Approx. 35g		Approx. 35g	

Subject to modifications without notice

Tel: +86-755-2646 7962 Fax: +86-755-2646 7925 MSN: dfan852@hotmail.com
Web: www.mountiger.com E-mail: sales@mountiger.com QQ: 873764592

Mountiger Sensing the future

AC/DC PHOTOELECTRIC SENSOR (FP50)

Type		FP50		FP50	
Sensing Mode		Retro-reflective mode		Retro-reflective mode	
Sensing Picture					
Switching Distance (Sn)		10M		10M	
Picture					
Nominal Voltage		12-24VDC / 24-240VAC		12-24VDC / 24-240VAC	
Mains Frequency		50/60Hz		50/60Hz	
Tolerance		±10%Sn		±10%Sn	
Hysteresis		10%		10%	
Emission		Infrared(880nM)		Infrared(880nM)	
Output		Relay SPDT		Relay SPDT	
Max. Output Current		3A/30VDC, 1A/240VAC		3A/30VDC, 1A/240VAC	
Power Consumption		<2.5VA		<2.5VA	
Yellow LED		Output indicator		Output indicator	
Green LED		Supply indicator		Supply indicator	
Sensitivity Adjustment		Trimmer 1 tum		Trimmer 1 tum	
SWitching Frequency		10Hz		10Hz	
Response Time		20ms		20ms	
Start up Delay		<300ms		<300ms	
Temperature Limits		-10 ~ +60℃		-10 ~ +60℃	
Light Immunity		>10.000Lux		>10.000Lux	
Protection Degree		IP65		IP65	
Housing Material		PBT		PBT	
Sensing object		D83 Reflector		D83 Reflector	
Part Number	Throungh-beam mode (Emitter)				
	Throungh-beam mode (Receiver)				
	Diffuse mode				
	Retro-reflective mode	F3PL-Q50010MUR-I5B2	C4	F3PL-Q50010MUR-IEB4	C6
	Retro-reflective mode(with polarizing filters)				
Wiring Diagram					
Dimensions (unit: mm)		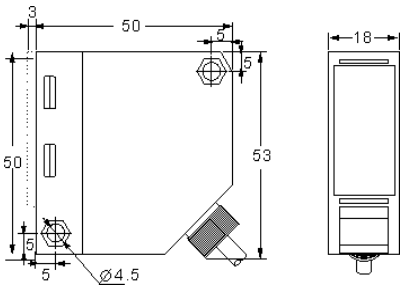		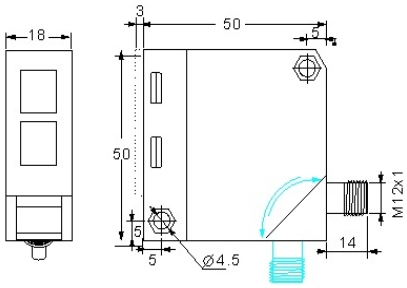	
Terminal Version		2M Cable (4x0.15mm2)		M12 Euro-style	
Weight		Approx. 160g		Approx. 35g	

Subject to modifications without notice

Tel: +86-755-2646 7962 Fax: +86-755-2646 7925 MSN: dfan852@hotmail.com
Web: www.mountiger.com E-mail: sales@mountiger.com QQ: 873764592

Mountiger Sensing the future

AC/DC PHOTOELECTRIC SENSOR (FP50)

Type		FP50		FP50	
Sensing Mode		Retro-reflective mode		Retro-reflective mode	
Sensing Picture		With Polarizing Filters		With Polarizing Filters	
Switching Distance (Sn)		6M		6M	
Picture					
Nominal Voltage		12-24VDC / 24-240VAC		12-24VDC / 24-240VAC	
Mains Frequency		50/60Hz		50/60Hz	
Tolerance		±10%Sn		±10%Sn	
Hysteresis		10%		10%	
Emission		Red(600nM)		Red(600nM)	
Output		Relay SPDT		Relay SPDT	
Max. Output Current		3A/30VDC, 1A/240VAC		3A/30VDC, 1A/240VAC	
Power Consumption		<2.5VA		<2.5VA	
Yellow LED		Output indicator		Output indicator	
Green LED		Supply indicator		Supply indicator	
Sensitivity Adjustment		Trimmer 1 tum		Trimmer 1 tum	
SWitching Frequency		10Hz		10Hz	
Response Time		20ms		20ms	
Start up Delay		<300ms		<300ms	
Temperature Limits		-10 ~ +60℃		-10 ~ +60℃	
Light Immunity		>10.000Lux		>10.000Lux	
Protection Degree		IP65		IP65	
Housing Material		PBT		PBT	
Sensing object		D83 Reflector		D83 Reflector	
Part Number	Throungh-beam mode (Emitter)				
	Throungh-beam mode (Receiver)				
	Diffuse mode				
	Retro-reflective mode				
	Retro-reflective mode(with polarizing filters)	F3PL-Q506000UR-R5B2/F	C4	F3PL-Q506000UR-REB4/F	C4
Wiring Diagram					
Dimensions (unit: mm)		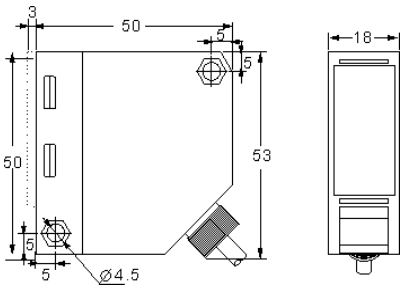		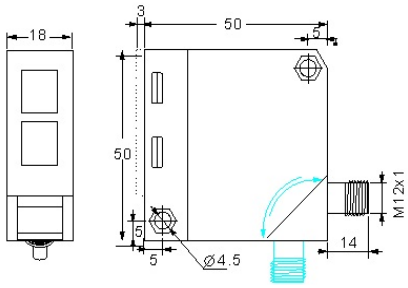	
Terminal Version		2M Cable (4x0.15mm2)		M12 Euro-style	
Weight		Approx. 160g		Approx. 35g	

Subject to modifications without notice

Tel: +86-755-2646 7962 Fax: +86-755-2646 7925 MSN: dfan852@hotmail.com
Web: www.mountiger.com E-mail: sales@mountiger.com QQ: 873764592

Mountiger Sensing the future

Sensitivity adjustment

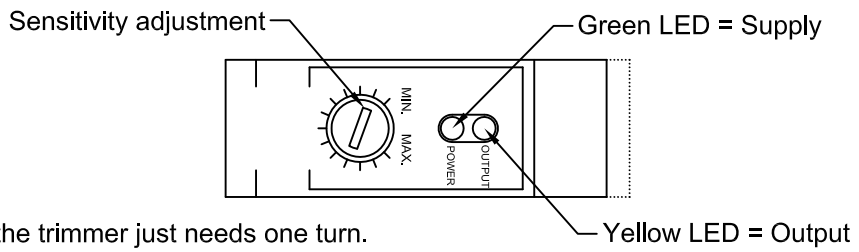

Note: the trimmer just needs one turn.

1) Sensitivity increase
   Screw the trimmer towards right towards position "+"
2) Sensitivity decrease
   Screw the trimmer towards left towards position "-"

Wiring Diagrams

(C1) Wiring diagrams DC

NPN-N.O.

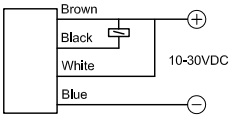

NPN-N.C.

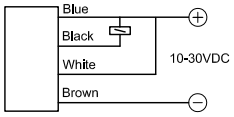

PNP-N.O.

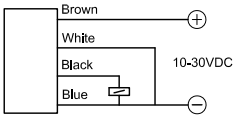

PNP-N.C.

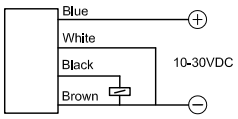

(C2) Emitter DC

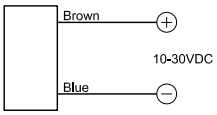

(C3) Connection with connector DC

Euro-style(M12)

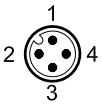

View of quadripole male connector

Output	Contact number			
	1	2	3	4
NPN N.O.	+	N.O.	—	+
NPN N.C.	—	N.C.	+	+
PNP N.O.	+	—	—	N.O.
PNP N.C.	—	—	+	N.C.
Emitter	+		—	

(C4) Wiring diagrams AC/DC

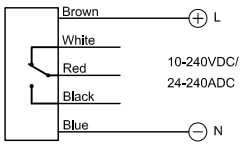

(C5) Emitter AC/DC

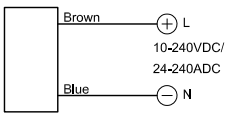

(C6) Connection with connector AC/DC

Euro-style(M12)

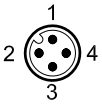

View of quadripole male connector

Output	Contact number			
	1	2	3	4
Relay	L(+)	COM	N(-)	N.O.
Emitter	L(+)		N(-)	
Wire colors	Brown	White	Blue	Black

Note: Photoelectric sensors don't suitable for using right angle connetors.

Tel: +86-755-2646 7962 Fax: +86-755-2646 7925 MSN: dfan852@hotmail.com
Web: www.mountiger.com E-mail: sales@mountiger.com QQ: 873764592

Mountiger Sensing the future

Accessories

unit: mm

Bracket

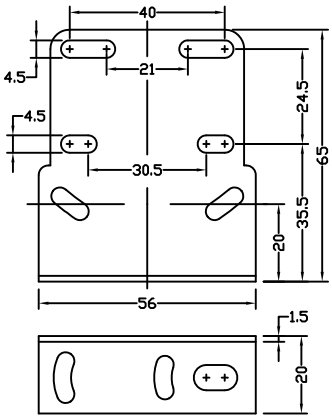

D83 Reflector

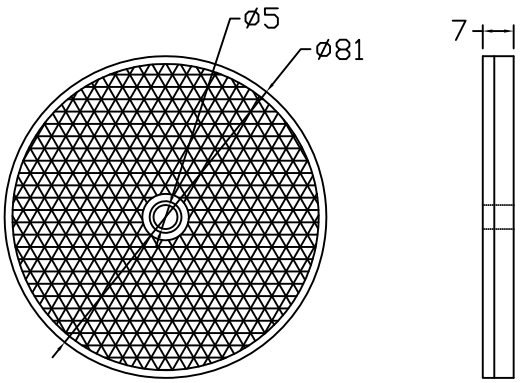

FA SERIES AREA SENSORS

Page

Application……..C8-00
Selection Guide……C8-00
8BeamChannels……...C8-01
12BeamChannels……C8-01
16BeamChannels……C8-02
20BeamChannels……C8-02
24BeamChannels……C8-03
28BeamChannels……C8-03
32BeamChannels……C8-03
Mounting……C8-04
Wiring Diagram……C8-04
Sensing Characteristics……C8-05
Accessories……C8-05
Diameter for Pigtail Connection……...C8-05

Note

1. Beam pitch: 20mm
2. Minimum sensing object: ϕ30mm

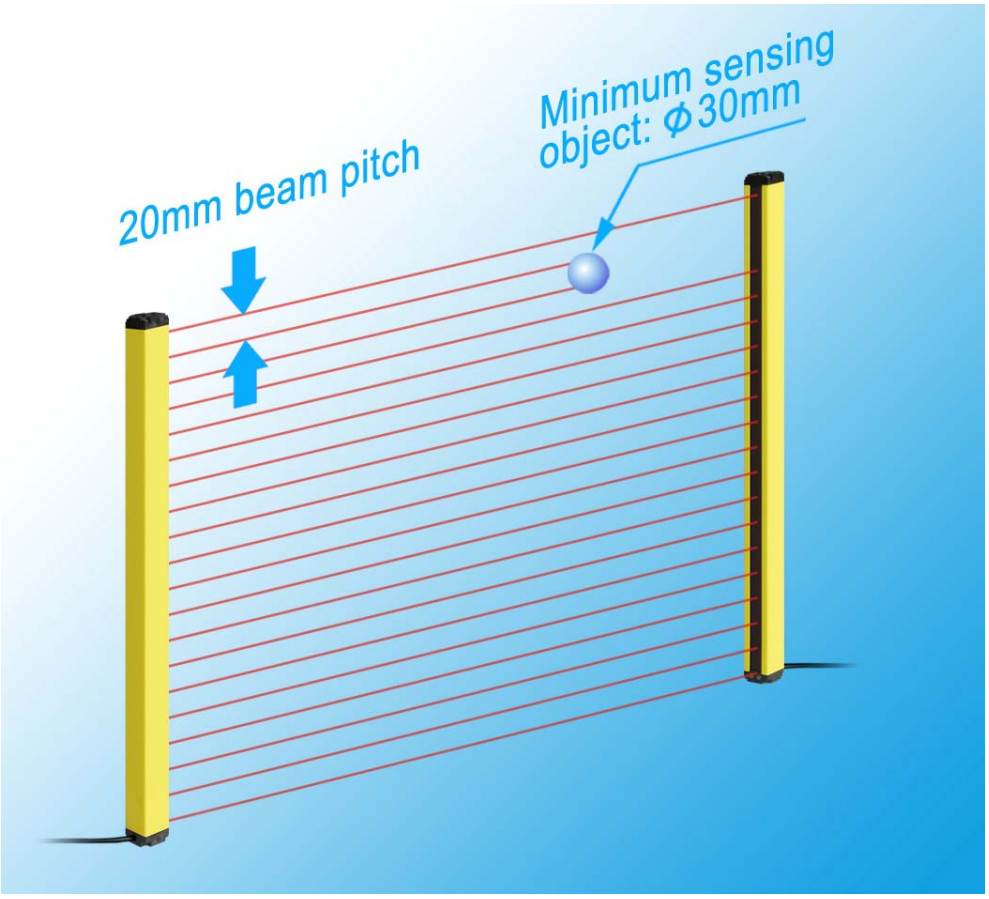

FA SERIES AREA SENSORS

Applications

Wide variety

There are eight types of sensors having a sensing height ranging from 190mm(8 beam channels) to 670mm (32 beam channels). The different height between each type is 80mm.

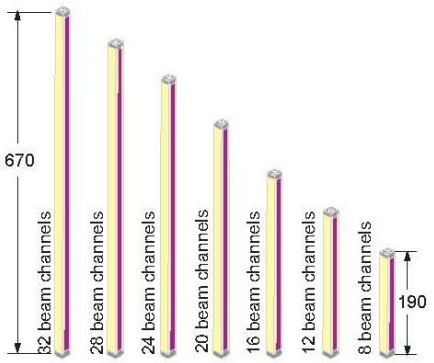

Space-saving design

With its 28 mm width and 28 mm thickness, it is small and requires the least installation space in the industry. It can be installed in small spaces incorporated within equipment.

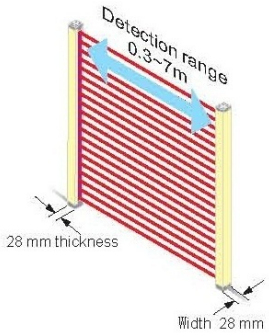

Robust Aluminum Enclosure

The modules are protected by a robust aluminum enclosure comforming to IP65 protection.

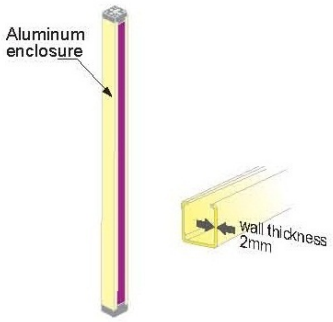

Does not bend even if it is long

Guard against blade

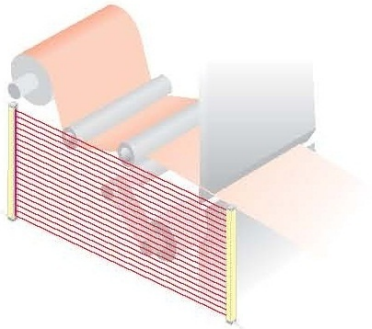

Detecting a loop

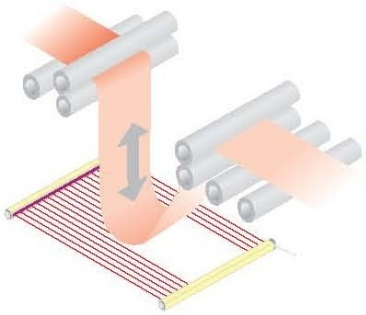

Detecting falling objects whose path is uncertain



WARNING Never use this product in any personnel safety application. It is a normal object detection sensor

Selection guide

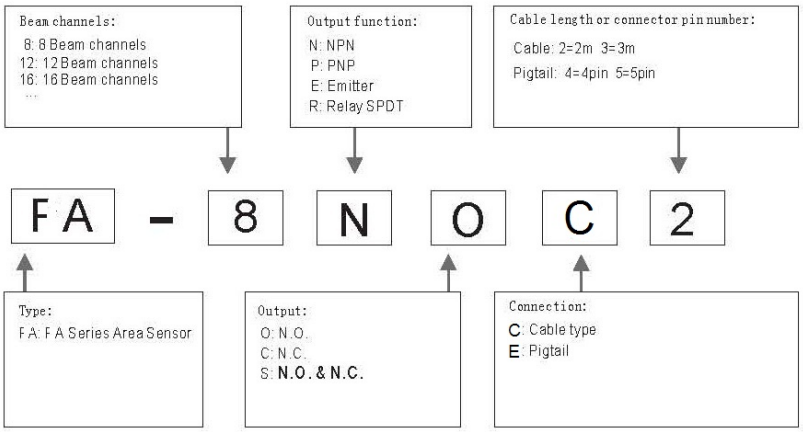

FA SERIES AREA SENSORS

Type	8 beam channels	12 beam channels
Sensing mode	Through-beam mode	Through-beam mode
Picture	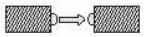	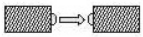
Sensing distance(sn)	0.3 - 7m	0.3 - 7mF
Picture		

Sensing height		140mm	220mm
Beam pitch		20mm	
Sensing object		Ø30mm or more opaque object	
Supply voltage		12 to 24V DC 10% Ripple p-p 10% or less	
Current consumption(at DC 24V)		Emitter: 56.7mA, Receiver: 41.1mA	Emitter: 57.2mA, Receiver: 58.2mA
Output	NPN	NPN open-collector transistor, Max. Load current:100mA; Voltage Drop: <1.5V	
	PNP	PNP open-collector transistor, Max. load current:100mA; Voltage Drop: <1.5V	
	Relay	Relay SPDT, 5A/250VAC, 5A/30VDC	
Output operation		ON when all beams are received, OFF when one or more beams are interrupted.	
Short-circuit protection		Incorporated	
Response time for NPN/PNP type		10ms or less	
Indicators	Emitter	Power indicator: green LEDX2(light up when the power is ON; If emitter is off that is indicated by the number of LEDs lighting up)	
	Receiver	Operation indicator: Red LED(lights up when one or more beams are interrupted), Stable indicator: Green LED(lights up when all beams are stable received)	
Interference prevention function		Incorporated	
Ambient temperature		-10 to +55 ℃, Storage: -10 to +60℃	
Ambient humidity		35 to 85 % RH, Storage: 35 to 85 % RH	
Ambient illuminance		Sunlight: 10,000ℓx at the light-receiving face, Incandescent light: 3,000ℓx at the light-receiving face	
EMC immunity		RFI>10V/m(in 30-1000MHZ), EFT>1KV, ESD>4KV(contact)	
Voltage withstand ability		1,000 V AC for one min. between all supply terminals connected together and enclosure	
Insulation resistance		20 MΩ, or more, with 250 V DC megger between all supply terminals connected together and enclosure	
Vibration resistance		10 to 150 Hz frequency, 0.75 mm 0.030 in amplitude in X, Y and Z directions for two hours each	
Shock resistance		490m/s², acceleration(50G approx) in X, Y and Z directions for three times each	
Emitting element		Infrared LED	
Material		Enclosure: Aluminum, lens: polyester	

Type / Output connections		Cable Output	Pigtail Output	Cable Output	Pigtail Output
Emitter		FA-8ESC2	FA-8ESE4	FA-12ESC2	FA-12ESE4
Receiver	NPN N.O.	FA-8NOC2	FA-8NOE4	FA-12NOC2	FA-12NOE4
	NPN N.C.	FA-8NCC2	FA-8NCE4	FA-12NCC2	FA-12NCE4
	PNP N.O.	FA-8POC2	FA-8POE4	FA-12POC2	FA-12POE4
	PNP N.C.	FA-8PCC2	FA-8PCE4	FA-12PCC2	FA-12PCE4
	Relay SPDT	FA-8RSC2		FA-12RSC2	

Dimensions (unit: mm)

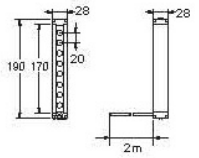

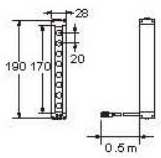

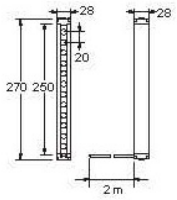

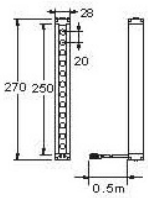

Cable or pigtail	Ø5.0 PVC 2m, 4(6)x0.5mm²	Ø5.0 PVC 0.5m, With Euro Style	Ø5.0 PVC 2m, 4(6)x0.5mm²	Ø5.0 PVC 0.5m, With Euro Style
Weigh(approx.)	224g	204g	280g	260g

Subject to modifications without notice

Tel: +86-755-2646 7962 Fax: +86-755-2646 7925 MSN: dfan852@hotmail.com
Web: www.mountiger.com E-mail: sales@mountiger.com QQ: 873764592

Mountiger Sensing the future

FA SERIES AREA SENSORS

Type	16 beam channels	20 beam channels
Sensing mode	Through-beam mode	Through-beam mode
Picture		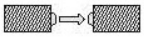
Sensing distance(sn)	0.3 - 7m	0.3 - 7m
Picture		

Sensing height		300mm	380mm
Beam pitch		20mm	
Sensing object		Ø30mm or more opaque object	
Supply voltage		12 to 24V DC 10% Ripple p-p 10% or less	
Current consumption(at DC 24V)		Emitter: 57.8mA, Receiver: 71.3mA	Emitter: 58.4mA, Receiver: 87.2mA
Output	NPN	NPN open-collector transistor, Max. Load current:100mA; Voltage Drop: <1.5V	
	PNP	PNP open-collector transistor, Max. Load current:100mA; Voltage Drop: <1.5V	
	Relay	Relay SPDT, 5A/250VAC, 5A/30VDC	
Output operation		ON when all beams are received, OFF when one or more beams are interrupted.	
Short-circuit ptotecton		Incorporated	
Response time for NPN/PNP type		10ms or less	
Indicators	Emitter	Power indicator: green LEDX2(light up when the power is ON; If emitter is off that is indicated by the number of LEDs lighting up)	
	Receiver	Operation indicator: Red LED(lights up when one or more beams are interrupted), Stable indicator: Green LED(lights up when all beams are stable received)	
Interference prevention function		Incorporated	
Ambient temperature		-10 to +55 ℃, Storage:-10 to +60℃	
Ambient humidity		35 to 85 % RH, Storage: 35 to 85 % RH	
Ambient illuminance		Sunlight: 10,000ℓx at the light-receiving face, Incandescent light: 3,000ℓx at the light-receiving face	
EMC immunity		RFI>10V/m(in 30-1000MHZ), EFT>1KV, ESD>4KV(contact)	
Voltage withstand ability		1,000 V AC for one min. between all supply terminals connected together and enclosure	
Insulation resistance		20 MΩ, or more, with 250 V DC megger between all supply terminals connected together and enclosure	
Vibration resistance		10 to 150 Hz frequency, 0.75 mm 0.030 in amplitude in X, Y and Z directions for two hours each	
Shock resistance		490m/s², acceleration(50G approx.) in X, Y and Z directions for three times each	
Emitting element		Infrared LED	
Material		Enclosure: Aluminum, lens: polyester	

Type / Output connections		Cable Output	Pigtail Output	Cable Output	Pigtail Output
Emitter		FA-16ESC2	FA-16ESE4	FA-20ESC2	FA-20ESE4
Receiver	NPN N.O.	FA-16NOC2	FA-16NOE4	FA-20NOC2	FA-20NOE4
	NPN N.C.	FA-16NCC2	FA-16NCE4	FA-20NCC2	FA-20NCE4
	PNP N.O.	FA-16POC2	FA-16POE4	FA-20POC2	FA-20POE4
	PNP N.C.	FA-16PCC2	FA-16PCE4	FA-20PCC2	FA-20PCE4
	Relay SPDT	FA-16RSC2		FA-20RSC2	

Dimensions (unit: mm)

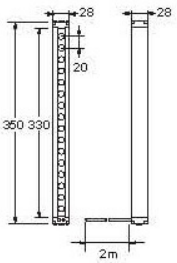

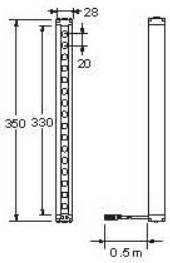

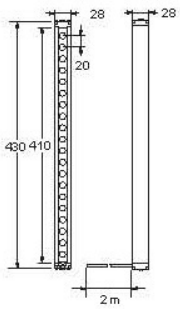

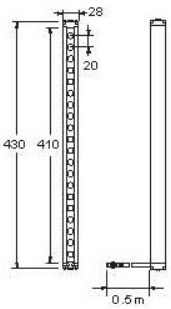

Cable or pigtail	Ø5.0 PVC 2m, 4(6)x0.5mm²	Ø5.0 PVC 0.5m, With Euro Style	Ø5.0 PVC 2m, 4(6)x0.5mm²	Ø5.0 PVC 0.5m, With Euro Style
Weigh(approx.)	337g	317g	393g	373g

Subject to modifications without notice

Tel: +86-755-2646 7962 Fax: +86-755-2646 7925 MSN: dfan852@hotmail.com
Web: www.mountiger.com E-mail: sales@mountiger.com QQ: 873764592

Mountiger Sensing the future

FA SERIES AREA SENSORS

24 beam channels	28 beam channels	32 beam channels
Through-beam mode	Through-beam mode	Through-beam mode
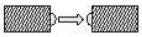	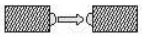	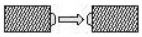
0.3 - 7m	0.3 - 7m	0.3 - 7m
		

460mm	540mm	620mm
20mm		
Ø30mm or more opaque object		
12 to 24V DC 10% Ripple p-p 10% or less		
Emitter: 58.9mA, Receiver: 100.2mA	Emitter: 59.4mA, Receiver: 117.3mA	Emitter: 59.9mA, Receiver: 130mA
NPN open-collector transistor, Max. Load current:100mA; Voltage Drop: <1.5V		
PNP open-collector transistor, Max. load current:100mA; Voltage Drop: <1.5V		
Relay SPDT, 5A/250VAC, 5A/30VDC		
ON when all beams are received, OFF when one or more beams are interrupted.		
Incorporated		
10ms or less		
Power indicator: green LEDX2(light up when the power is ON; If emitter is off that is indicated by the number of LEDs lighting up)		
Operation indicator: Red LED(lights up when one or more beams are interrupted), Stable indicator: Green LED(lights up when all beams are stable received)		
Incorporated		
-10 to +55 ℃, Storage: -10 to +60℃		
35 to 85 % RH, Storage: 35 to 85 % RH		
Sunlight: 10,000ℓx at the light-receiving face, Incandescent light: 3,000ℓx at the light-receiving face		
RFI>10V/m(in 30-1000MHZ), EFT>1KV, ESD>4KV(contact)		
1,000 V AC for one min. between all supply terminals connected together and enclosure		
20 MΩ, or more, with 250 V DC megger between all supply terminals connected together and enclosure		
10 to 150 Hz frequency, 0.75 mm 0.030 in amplitude in X, Y and Z directions for two hours each		
490m/s², acceleration(50G approx) in X, Y and Z directions for three times each		
Infrared LED		
Enclosure: Aluminum, lens: polyester		

Cable Output	Pigtail Output	Cable Output	Pigtail Output	Cable Output	Pigtail Output
FA-24ESC2	FA-24ESE4	FA-28ESC2	FA-28ESE4	FA-32ESC2	FA-32ESE4
FA-24NOC2	FA-24NOE4	FA-28NOC2	FA-28NOE4	FA-32NOC2	FA-32NOE4
FA-24NCC2	FA-24NCE4	FA-28NCC2	FA-28NCE4	FA-32NCC2	FA-32NCE4
FA-24POC2	FA-24POE4	FA-28POC2	FA-28POE4	FA-32POC2	FA-32POE4
FA-24PCC2	FA-24PCE4	FA-28PCC2	FA-28PCE4	FA-32PCC2	FA-32PCE4
FA-24RSC2		FA-28RSC2		FA-32RSC2	

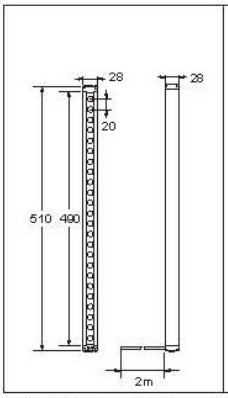

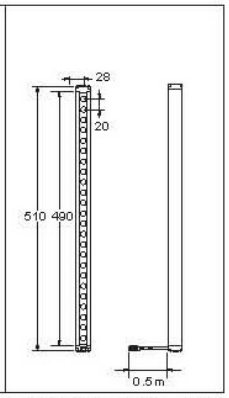

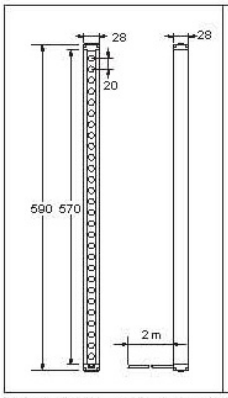

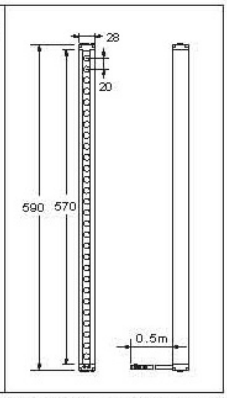

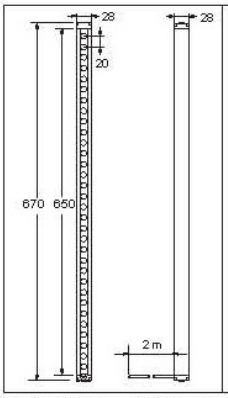

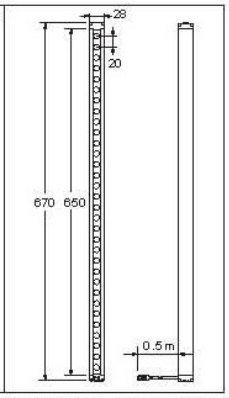

Ø5.0 PVC 2m, 4(6)x0.5mm²	Ø5.0 PVC 0.5m, With Euro Style	Ø5.0 PVC 2m, 4(6)x0.5mm²	Ø5.0 PVC 0.5m, With Euro Style	Ø5.0 PVC 2m, 4(6)x0.5mm²	Ø5.0 PVC 0.5m, With Euro Style
459g	439g	515g	495g	571g	551g

Subject to modifications without notice

Tel: +86-755-2646 7962 Fax: +86-755-2646 7925 MSN: dfan852@hotmail.com
Web: www.mountiger.com E-mail: sales@mountiger.com QQ: 873764592

Mountiger Sensing the future

FA SERIES AREA SENSORS

Mounting

Choose the mounting direction for the sensor mounting bracket based on the mounting direction (side or back), and temporarily tighten the brackets with the two hexagon-socket-head bolts for adjusting the mounting angle (M4 length 8mm). Tighten two hexagon-socket -head bolts securely, after beam alignment.

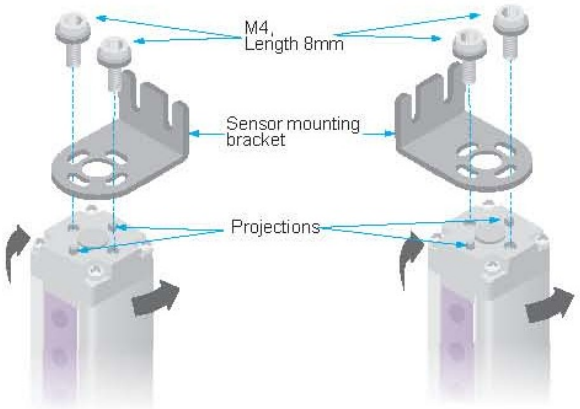

Interference Prevention Function

By synchronous sampling of software and hardware, two or more units of PA can be mounted close together, as shown in the figures below.

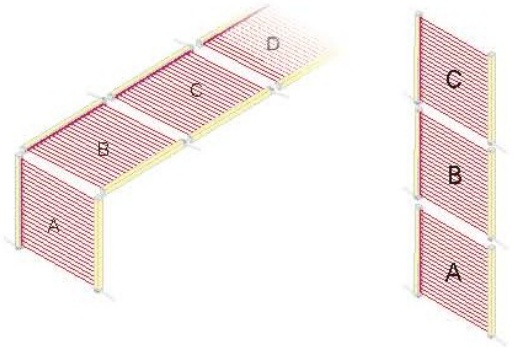

Wiring Diagram

NPN output type

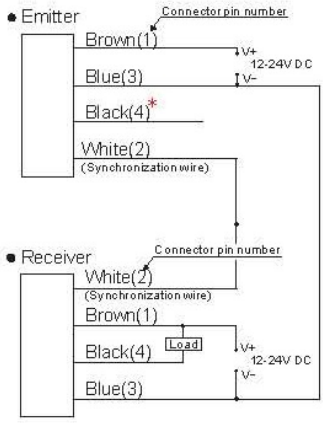

PNP output type

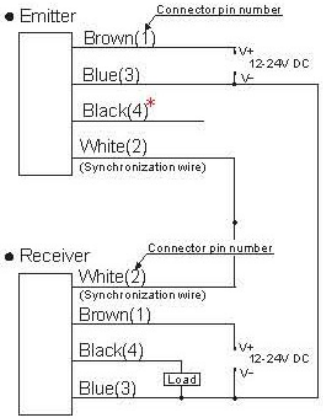

Relay SPDT output type

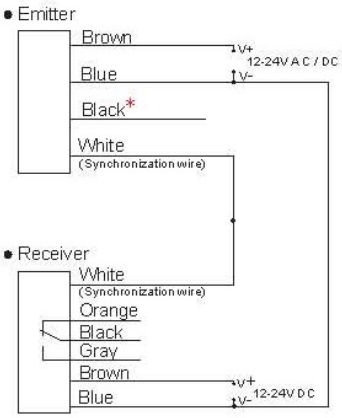

Pigtail Wiring Diagrams For Dc NPN/PNP Type

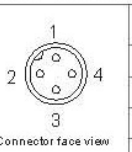

Connector face view

Emitter	Receiver
1. Brown(V+)	1. Brown(V+)
2. White (Synchronization wire)	2. White (Synchronization wire)
3. Blue(V-)	3. Blue(V-)
4. Black*	4. output

* Note: Black wire is connected to V- for emitter off; Black wire is connected to V+ or open for emitter on.

LED indicator:

Emitter ON	Emitter OFF
One LED lights up	Two LEDs light up

FA SERIES AREA SENSORS

Sensing Characteristics

Parallel deviation(all models)

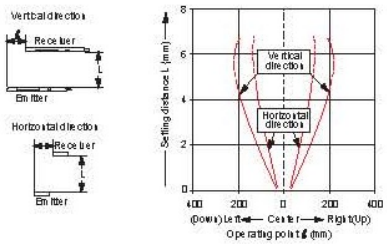

Angular deviation all models

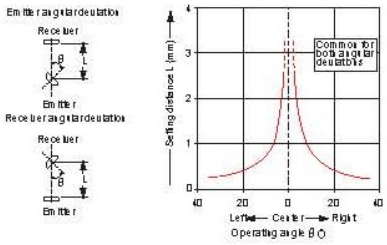

Bracket Dimensions

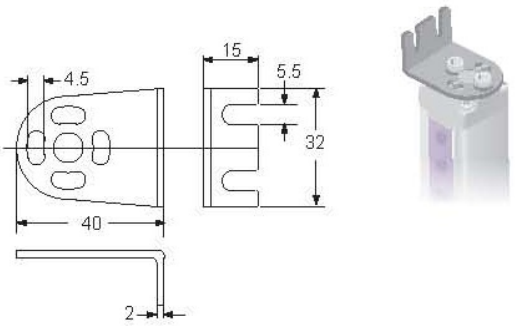

Diameter for Pigtail Connection

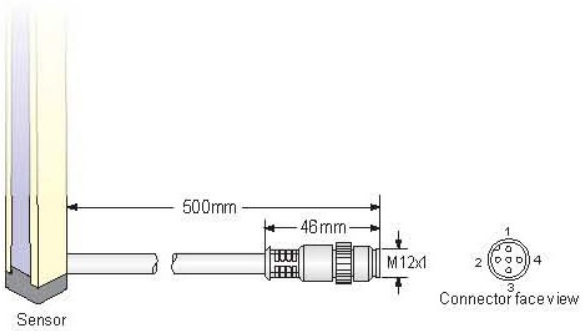

CABLES AND CONNECTORS

Diameter	Style	Part-No	Poles	Face View female	OuterJacket (φmm)	Page
M8	Pico-style	PS-FS3WLV012	3		4	D1-01
M8	Pico-style	PS-FA3WLV012	3		4	D1-01
M8	Pico-style	PS-FS4WLV022	4		4	D1-02
M8	Pico-style	PS-FA4WLV022	4		4	D1-02
M8	Pico-style	PS-FA3PLV012	3		4	D1-03
M8	Pico-style	PS-FA3NLV012	3		4	D1-03
M8	Pico-style	PS-MS3WLV012	3		4	D1-04
M8	Pico-style	PS-MS4WLV022	3		4	D1-04
M8	Pico-style	PS-MA3WLV012	4		4	D1-05
M8	Pico-style	PS-MA4WLV022	4		4	D1-05
M12	Euro-style	ES-FS3WLV032	3		5	D2-01
M12	Euro-style	ES-FA3WLV032	3		5	D2-01
M12	Euro-style	ES-FS3WLV032-S	3		5	D2-02
M12	Euro-style	ES-FA3WLV032	3		5	D2-02
M12	Euro-style	ES-FA3PLV032	3		5	D2-03
M12	Euro-style	ES-FA3NLV032	3		5	D2-03
M12	Euro-style	ES-FS4WLV042	4		5	D2-04
M12	Euro-style	ES-FA4WLV042	4		5	D2-04
M12	Euro-style	ES-FS4WLV042S	4		5	D2-05
M12	Euro-style	ES-FA4WLV042	4		5	D2-05

CABLES AND CONNECTORS

Diameter	Style	Part-No	Poles	Face View female	OuterJacket (φmm)	Page
M12	Euro-style	ES-MS3WLV032	3		5	D2-06
M12	Euro-style	ES-MA3WLV032	3		5	D2-06
M12	Euro-style	ES-MS4WLV042	4		5	D2-07
M12	Euro-style	ES-MA4WLV042	4		5	D2-07
M12	Euro-style	ES-FS5WLV052S	5		6	D2-08
M12	Euro-style	ES-FS5WLV052	5		6	D2-08
M12	Euro-style	ES-MS5WLV052S	5		6	D2-09
M12	Euro-style	ES-MS5WLV052	5		6	D2-09
M12	Euro-style	ES-FS4	4		6~8	D2-10
M12	Euro-style	ES-FA4	4		6~8	D2-10
M12	Euro-style	ES-MS4	4		6~8	D2-11
M12	Euro-style	ES-MA4	4		6~8	D2-11
1/2"-20UNF	Micro-style	MS-FS3WLV052	3		5	D3-01
1/2"-20UNF	Micro-style	MS-FA3WLV052	3		5	D3-01
1/2"-20UNF	Micro-style	MS-FS3WLV052S	3		5	D3-02
1/2"-20UNF	Micro-style	MS-FA3WLV052	3		5	D3-02
1/2"-20UNF	Micro-style	MS-MS3WLV052	3		5	D3-03
1/2"-20UNF	Micro-style	MS-MA3WLV052	3		5	D3-03
7/8"-16UN-2A	Mini-style	ZS-FS3WLV072	3		6.3	D4-01
7/8"-16UN-2A	Mini-style	ZS-FA3WLV072	3		6.3	D4-01
7/8"-16UN-2A	Mini-style	ZS-FS4WLV082	4		6.3	D4-02
7/8"-16UN-2A	Mini-style	ZS-FA4WLV082	4		6.3	D4-02
7/8"-16UN-2A	Mini-style	ZS-FS5WLV092	5		6.3	D4-03
7/8"-16UN-2A	Mini-style	ZS-FA5WLV092	5		6.3	D4-03

CABLES AND CONNECTORS

Diameter	Style	Part-No	Poles	Face View female	OuterJacket (φmm)	Page
7/8"-16UN-2A	Mini-style	ZS-MS3WLV072	3		6.3	D4-04
7/8"-16UN-2A	Mini-style	ZS-MA3WLV072	3		6.3	D4-04
7/8"-16UN-2A	Mini-style	ZS-MS4WLV082	4		6.3	D4-05
7/8"-16UN-2A	Mini-style	ZS-MA4WLV082	4		6.3	D4-05
7/8"-16UN-2A	Mini-style	ZS-MS5WLV092	5		6.8	D4-06
7/8"-16UN-2A	Mini-style	ZS-MA5WLV092	5		6.8	D4-06
M8 + M8	Cable Extensions	PS-FS3WLV012-PSMS	3	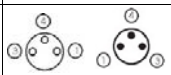	4	D5-01
M8 + M8	Cable Extensions	PS-FS4WLV022-PSMS	4	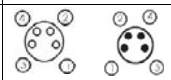	4	D5-02
M8 + M8	Cable Extensions	PS-FA3WLV012-PSMS	3	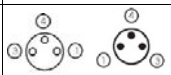	4	D5-03
M8 + M8	Cable Extensions	PS-FA4WLV022-PSMS	4	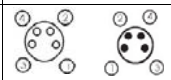	4	D5-04
M8PNP+ M8	Cable Extensions	PS-FA3PLV012-PSMS	3	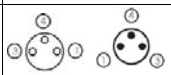	4	D5-05
M8NPN+ M8	Cable Extensions	PS-FA3NLV012-PSMS	3	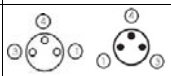	4	D5-06
M8 + M12	Cable Extensions	PS-FS3WLV012-ESMS	3	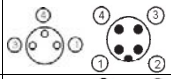	5	D5-07
M8 + M12	Cable Extensions	PS-FS4WLV022-ESMS	4	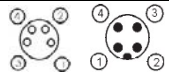	5	D5-08
M8 + M12	Cable Extensions	PS-FA3WLV012-ESMS	3	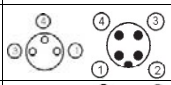	5	D5-09
M8 + M12	Cable Extensions	PS-FA4WLV022-ESMS	4	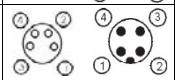	5	D5-10
M8PNP+ M12	Cable Extensions	PS-FA3PLV012-ESMS	3	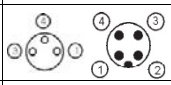	5	D5-11
M8NPN+ M12	Cable Extensions	PS-FA3NLV012-ESMS	3	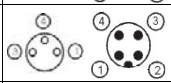	5	D5-12
M12 + M12	Cable Extensions	ES-FS3WLV032-ESMS	3	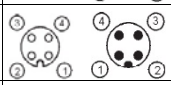	5	D5-13
M12 + M12	Cable Extensions	ES-FS4WLV042-ESMS	4	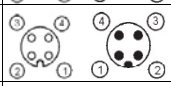	5	D5-14
M12 + M12	Cable Extensions	ES-FA3WLV032-ESMS	3	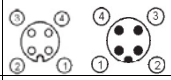	5	D5-15
M12 + M12	Cable Extensions	ES-FA4WLV042-ESMS	4	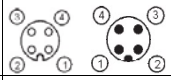	5	D5-16
M12PNP+ M12	Cable Extensions	ES-FA3PLV032-ESMS	3	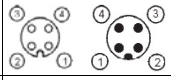	5	D5-17
M12NPN+ M12	Cable Extensions	ES-FA3NLV032-ESMS	3	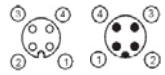	5	D5-18

Pico-Style Quick Disconnect Cable Assembly

Diameter		M8 Pico-style	M8 Pico-style
Feature		1.Female Pico-style	1.Female Pico-style
		2.Screw locking with(auto) securing safety nut	2.Screw locking with(auto) securing safety nut
		3.With mouded cable	3.With mouded cable
Picture			
Application Class		HNE acc.to DIN 40040 (-25 ℃/+90℃≤ 75% rf)	HNE acc.to DIN 40040 (-25 ℃/+90℃≤ 75% rf)
moulded body		TPU,self-extinguishing	TPU,self-extinguishing
nominal power		4A	4A
Nominal Voltage		60VAC/75VDC	60VAC/75VDC
Contact		CuZn,Pre-nickeled and 0.8 microns gold-plated	CuZn,Pre-nickeled and 0.8 microns gold-plated
O-Ring		Viton	Viton
Body		TPU,self-exting guishing	TPU,self-exting guishing
Securing Safety nut		Nickel plated brass	Nickel plated brass
IP-Rating (IEC60529)		IP67	IP67
Contact Resistance		≤5mΩ	≤5mΩ
Insulation Group		C acc.to VDE 0110	C acc.to VDE 0110
Test Voltage		1.5 KV eff./60s.	1.5 KV eff./60s.
Insulation Resistance		>10^ 9 Ω	>10^ 9 Ω
Part_No		PS-FS3WLV012	PS-FA3WLV012
Poles		3	3
Face View female		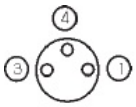	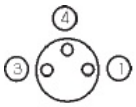
Color Code		1=brown 3=blue 4=black	1=brown 3=blue 4=black
Conductors	Guage	0.34mm^2	0.34mm^2
	Stranding	42×φ0.10	42×φ0.10
Outer	φmm	φ4	φ4
Jacket	Material	PVC	PVC
Dimensions (unit: mm)		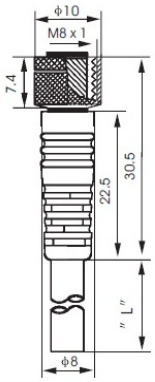	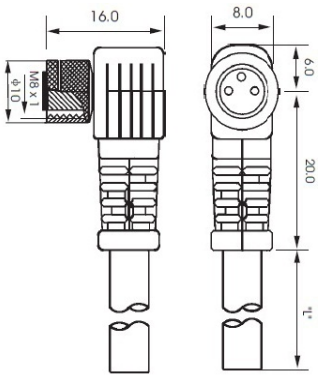
Remark		Standard Length:2.0m. Other cable length or cable specifications on request	Standard Length:2.0m. Other cable length or cable specifications on request

Pico-Style Quick Disconnect Cable Assembly

Diameter		M8 Pico-style	M8 Pico-style
Feature		1.Female Pico-style	1.Female Pico-style
		2.Screw locking with(auto) securing safety nut	2.Screw locking with(auto) securing safety nut
		3.With mouded cable	3.With mouded cable
Picture			
Application Class		HNE acc.to DIN 40040 (-25 ℃/+90℃≤ 75% rF)	HNE acc.to DIN 40040 (-25 ℃/+90℃≤ 75% rF)
moulded body		TPU,self-extinguishing	TPU,self-extinguishing
nominal power		4A	4A
Nominal Voltage		60VAC/75VDC	60VAC/75VDC
Contact		CuZn,Pre-nickeled and 0.8 microns gold-plated	CuZn,Pre-nickeled and 0.8 microns gold-plated
O-Ring		Viton	Viton
Body		TPU,self-exting guishing	TPU,self-exting guishing
Securing Safety nut		Nickel plated brass	Nickel plated brass
IP-Rating (IEC60529)		IP68	IP68
Contact Resistance		≤5mΩ	≤5mΩ
Insulation Group		C acc.to VDE 0110	C acc.to VDE 0110
Test Voltage		1.5 KV eff./60s.	1.5 KV eff./60s.
Insulation Resistance		>10^ 9 Ω	>10^ 9 Ω
Part_No		PS-FS4WLV022	PS-FA4WLV022
Poles		4	4
Face View female			
Color Code		1=brown 2=White 3=blue 4=black	1=brown 2=White 3=blue 4=black
Conductors	Guage	0.25mm^2	0.25mm^2
	Stranding	32×φ0.10	32×φ0.10
Outer	φmm	φ4	φ4
Jacket	Material	PVC	PVC
Dimensions (unit: mm)		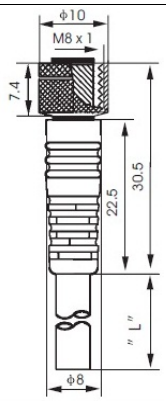	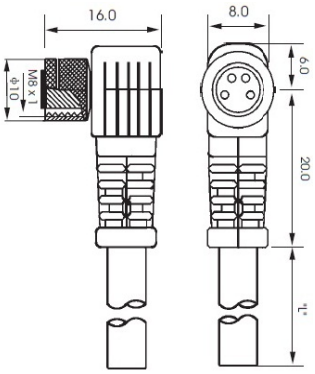
Remark		Standard Length:2.0m. Other cable length or cable specifications on request	Standard Length:2.0m. Other cable length or cable specifications on request

Subject to modifications without notice

Tel: +86-755-2646 7962 Fax: +86-755-2646 7925 MSN: dfan852@hotmail.com
Web: www.mountiger.com E-mail: sales@mountiger.com QQ: 873764592

Mountiger Sensing the future

Pico-Style Quick Disconnect Cable Assembly

Diameter		M8 Pico-style	M8 Pico-style
Feature		1.Female Pico-style	1.Female Pico-style
		2.Screw locking with(auto) securing safety nut	2.Screw locking with(auto) securing safety nut
		3.With mouded cable	3.With mouded cable
		4.PNP With LED	4.NPN With LED
Picture			
Application Class		HNE acc.to DIN 40040 (-25 ℃/+90℃≤ 75% rf)	HNE acc.to DIN 40040 (-25 ℃/+90℃≤ 75% rf)
moulded body		TPU,self-extinguishing	TPU,self-extinguishing
nominal power		4A	4A
Nominal Voltage		10-30VDC	10-30VDC
Contact		CuZn,Pre-nickeled and 0.8 microns gold-plated	CuZn,Pre-nickeled and 0.8 microns gold-plated
O-Ring		Viton	Viton
Body		TPU,self-exting guishing	TPU,self-exting guishing
Securing Safety nut		Nickel plated brass	Nickel plated brass
IP-Rating (IEC60529)		IP67	IP67
Contact Resistance		≤5mΩ	≤5mΩ
Insulation Group		C acc.to VDE 0110	C acc.to VDE 0110
Test Voltage		1.5 KV eff./60s.	1.5 KV eff./60s.
Insulation Resistance		>10^ 9 Ω	>10^ 9 Ω
Part_No		PS-FS3PLV012	PS-FA3NLV012
Poles		3	3
Face View female		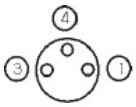	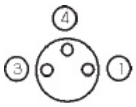
Color Code		1=brown 3=blue 4=black	1=brown 3=blue 4=black
Conductors	Guage	0.34mm^2	0.34mm^2
	Stranding	42×φ0.10	42×φ0.10
Outer	φmm	φ4	φ4
Jacket	Material	PVC	PVC
Dimensions (unit: mm)		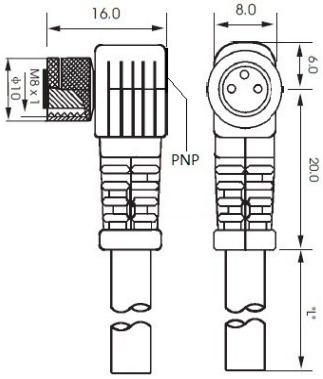	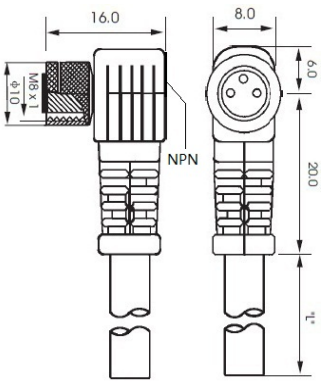
Remark		Standard Length:2.0m. Other cable length or cable specifications on request	Standard Length:2.0m. Other cable length or cable specifications on request

Pico-Style Quick Disconnect Cable Assembly

Diameter		M8 Pico-style	M8 Pico-style
Feature		1.Male Pico-style	1.Male Pico-style
		2.Screw locking with(auto) securing safety nut	2.Screw locking with(auto) securing safety nut
		3.With mouded cable	3.With mouded cable
Picture			
Application Class		HNE acc.to DIN 40040 (-25 ℃/+90℃≤ 75% rf)	HNE acc.to DIN 40040 (-25 ℃/+90℃≤ 75% rf)
moulded body		TPU,self-extinguishing	TPU,self-extinguishing
nominal power		4A	4A
Nominal Voltage		60VAC/75VDC	60VAC/75VDC
Contact		CuZn,Pre-nickeled and 0.8 microns gold-plated	CuZn,Pre-nickeled and 0.8 microns gold-plated
O-Ring		Viton	Viton
Body		TPU,self-exting guishing	TPU,self-exting guishing
Securing Safety nut		Nickel plated brass	Nickel plated brass
IP-Rating (IEC60529)		IP67	IP67
Contact Resistance		≤5mΩ	≤5mΩ
Insulation Group		C acc.to VDE 0110	C acc.to VDE 0110
Test Voltage		1.5 KV eff./60s.	1.5 KV eff./60s.
Insulation Resistance		>10^ 9 Ω	>10^ 9 Ω
Part_No		PS-MS3WLV012	PS-MS4WLV022
Poles		3	4
Face View female		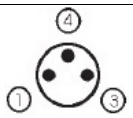	
Color Code		1=brown 3=blue 4=black	1=brown 2=White 3=blue 4=black
Conductors	Guage	0.34mm^2	0.34mm^2
	Stranding	42×φ0.10	42×φ0.10
Outer	φmm	φ4	φ4
Jacket	Material	PVC	PVC
Dimensions (unit: mm)		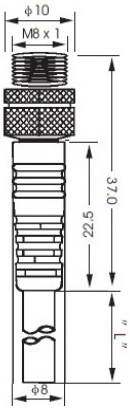	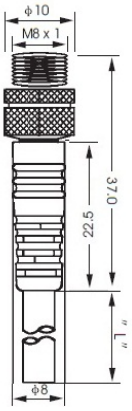
Remark		Standard Length:2.0m. Other cable length or cable specifications on request	Standard Length:2.0m. Other cable length or cable specifications on request

Tel: +86-755-2646 7962 Fax: +86-755-2646 7925 MSN: dfan852@hotmail.com
Web: www.mountiger.com E-mail: sales@mountiger.com QQ: 873764592

Pico-Style Panel Mounting Receptacles

Diameter		M8 Pico-style	M8 Pico-style
Feature		1.Female Pico-style	1.Male Pico-style
		2.M8 screw	2.M8 Screw
		3.Solder contacts potted with epoxy	3.Solder contacts potted with epoxy
		4.With wire ends	4.With wire ends
		5.Thread chassis side M8x0.5	5.Thread chassis side M8x0.5
		6.Rear mounting	6.Rear mounting
Picture			
Application Class		HNE acc.to DIN 40040 (-25 ℃/+90℃≤ 75% rf)	HNE acc.to DIN 40040 (-25 ℃/+90℃≤ 75% rf)
moulded body		TPU,self-extinguishing	TPU,self-extinguishing
nominal power		4A	4A
Nominal Voltage		250VAC/300VDC	250VAC/300VDC
Contact		CuZn,Pre-nickeled and 0.8 microns gold-plated	CuZn,Pre-nickeled and 0.8 microns gold-plated
O-Ring		Viton	Viton
Body		TPU,self-exting guishing	TPU,self-exting guishing
Securing Safety nut		Nickel plated brass	Nickel plated brass
IP-Rating (IEC60529)		IP67	IP67
Insulation Resistance		>20 Mega Ω	>20 Mega Ω
Contact Resistance		≤5 micro Ω	≤5 micro Ω
Part_No		PS-FS3V1	PS-MS3V1
Poles		3	3
Face View female		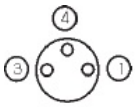	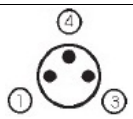
Color Code		1=brown 3=blue 4=black	1=brown 3=blue 4=black
Conductors	Guage	24AWG	24AWG
Jacket	Material	PVC	PVC
Dimensions (unit: mm)		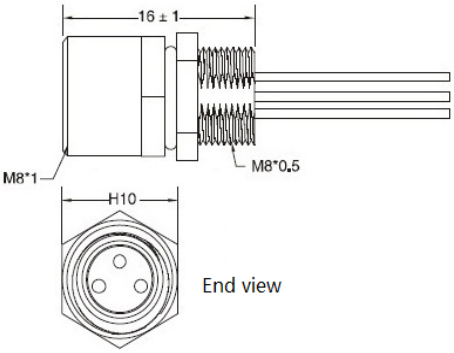	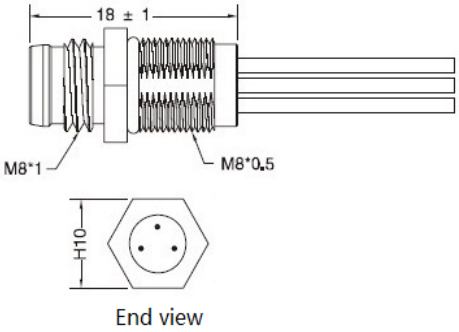
Remark		Standard Length:1m. Other cable length or cable specifications on request	Standard Length:1m. Other cable length or cable specifications on request

Subject to modifications without notice

Tel: +86-755-2646 7962 Fax: +86-755-2646 7925 MSN: dfan852@hotmail.com
Web: www.mountiger.com E-mail: sales@mountiger.com QQ: 873764592

Mountiger Sensing the future

Pico-Style Quick Disconnect Receptacles

Diameter	M8 Pico-style	M8 Pico-style
Feature	1.Male Pico-style	1.Female Pico-style
	2.Screw locking with(auto) securing safety nut	2.Screw locking with(auto) securing safety nut
	3.Nylon molded connector shell	3.Nylon molded connector shell
	4.Convenient screw terminations	4.Convenient screw terminations
Picture		
Application Class	HNE acc.to DIN 40040 (-25 ℃/+90℃≤ 75% rF)	HNE acc.to DIN 40040 (-25 ℃/+90℃≤ 75% rF)
nominal power	4A	4A
Nominal Voltage	60VAC/75VDC	60VAC/75VDC
Contact	CuZn,Pre-nickeled and 0.8 microns gold-plated	CuZn,Pre-nickeled and 0.8 microns gold-plated
O-Ring	Viton	Viton
Body	TPU,self-exting guishing	TPU,self-exting guishing
Securing Safety nut	Nickel plated brass	Nickel plated brass
IP-Rating (IEC60529)	IP67	IP67
Contact Resistance	≤5mΩ	≤5mΩ
Insulation Group	C acc.to VDE 0110	C acc.to VDE 0110
Test Voltage	1.5 KV eff./60s.	1.5 KV eff./60s.
Insulation Resistance	>10^ 9 Ω	>10^ 9 Ω
Part_No	PS-MS3	PS-FS3
Poles	3	3
Face View female		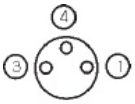
Max. wire section	0.25mm2	0.25mm2
Screw joint for cable	dia3.5-5mm	dia3.5-5mm
SW…	13	13
Dimensions (unit: mm)	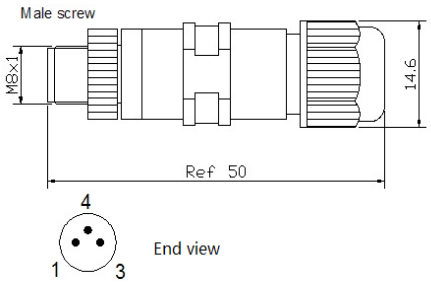	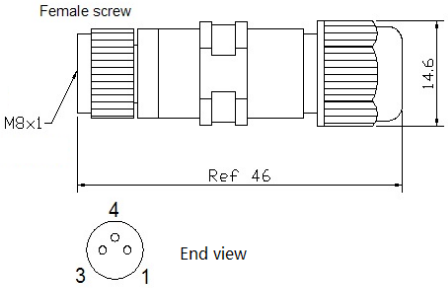
Remark		

Subject to modifications without notice

Tel: +86-755-2646 7962 Fax: +86-755-2646 7925 MSN: dfan852@hotmail.com
Web: www.mountiger.com E-mail: sales@mountiger.com QQ: 873764592

Mountiger Sensing the future

Pico-Style Quick Disconnect Receptacles

Diameter	M8 Pico-style	M8 Pico-style
Feature	1.Male Pico-style	1.Female Pico-style
	2.Screw locking with(auto) securing safety nut	2.Screw locking with(auto) securing safety nut
	3.Nylon molded connector shell	3.Nylon molded connector shell
	4.Convenient screw terminations	4.Convenient screw terminations
Picture		
Application Class	HNE acc.to DIN 40040 (-25 ℃/+90℃≤ 75% rF)	HNE acc.to DIN 40040 (-25 ℃/+90℃≤ 75% rF)
nominal power	4A	4A
Nominal Voltage	60VAC/75VDC	60VAC/75VDC
Contact	CuZn,Pre-nickeled and 0.8 microns gold-plated	CuZn,Pre-nickeled and 0.8 microns gold-plated
O-Ring	Viton	Viton
Body	TPU,self-exting guishing	TPU,self-exting guishing
Securing Safety nut	Nickel plated brass	Nickel plated brass
IP-Rating (IEC60529)	IP67	IP67
Contact Resistance	≤5mΩ	≤5mΩ
Insulation Group	C acc.to VDE 0110	C acc.to VDE 0110
Test Voltage	1.5 KV eff./60s.	1.5 KV eff./60s.
Insulation Resistance	>10^ 9 Ω	>10^ 9 Ω
Part_No	PS-MS4	PS-FS4
Poles	4	4
Face View female		
Max. wire section	0.25mm2	0.25mm2
Screw joint for cable	dia3.5-5mm	dia3.5-5mm
SW…	13	13
Dimensions (unit: mm)	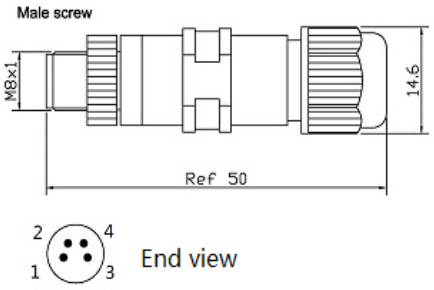	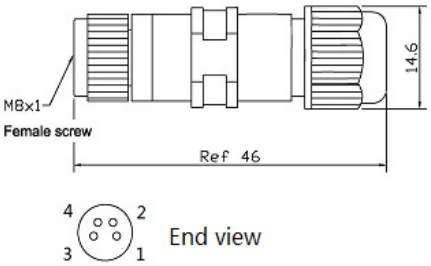
Remark		

Subject to modifications without notice

Tel: +86-755-2646 7962 Fax: +86-755-2646 7925 MSN: dfan852@hotmail.com
Web: www.mountiger.com E-mail: sales@mountiger.com QQ: 873764592

Mountiger Sensing the future

Euro-Style Quick Disconnect Cable Assembly

Diameter		M12 Euro-Style			M12 Euro-Style		
Feature		1.Female Euro-style			1.Female Euro-style		
		2.Screw locking with(auto) securing safety nut			2.Screw locking with(auto) securing safety nut		
		3.With mouded cable			3.With mouded cable		
Picture		Long Screw					
Application Class		HNA acc.to DIN 40040 (-25 ℃/+90℃≤ 100% rF)			HNA acc.to DIN 40040 (-25 ℃/+90℃≤ 100% rF)		
moulded body		TPU,self-extinguishing			TPU,self-extinguishing		
nominal power		4A(CSA=3A)			4A(CSA=3A)		
Nominal Voltage		250VAC/300VDC			250VAC/300VDC		
Contact		CuZn,Pre-nickeled and 0.8 microns gold-plated			CuZn,Pre-nickeled and 0.8 microns gold-plated		
O-Ring		Viton			Viton		
Body		TPU,self-exting guishing			TPU,self-exting guishing		
Securing Safety nut		Nickel plated brass			Nickel plated brass		
IP-Rating (IEC60529)		IP67			IP67		
Contact Resistance		≤5mΩ			≤5mΩ		
Insulation Group		C acc.to VDE 0110			C acc.to VDE 0110		
Test Voltage		2.0 KV eff./60s.			2.0 KV eff./60s.		
Insulation Resistance		>10^ 9 Ω			>10^ 9 Ω		
Part_No		ES-FS3WLV032			ES-FA3WLV032		
Poles		3			3		
Face View female							
Color Code		1=brown 2= not used 3=blue 4=black			1=brown 2= not used 3=blue 4=black		
Conductors	Guage	0.25mm^2	0.34mm^2	0.25mm^2	0.25mm^2	0.34mm^2	0.25mm^2
	Stranding	32×φ0.10	42×φ0.10	32×φ0.10	32×φ0.10	42×φ0.10	32×φ0.10
Outer	φmm	φ5			φ5		
Jacket	Material	PVC	PVC irradiated	PUR/PVC	PVC	PVC irradiated	PUR/PVC
Dimensions (unit: mm)		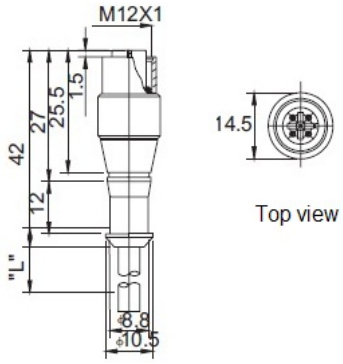			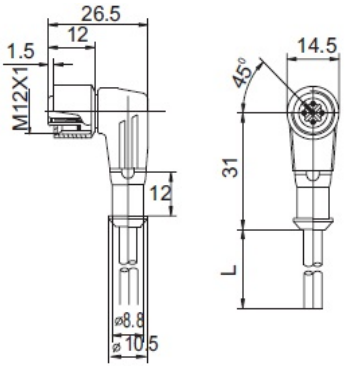		
Remark		Standard Length:2.0m. Other cable length or cable specifications on request			Standard Length:2.0m. Other cable length or cable specifications on request		

Subject to modifications without notice

Tel: +86-755-2646 7962 Fax: +86-755-2646 7925 MSN: dfan852@hotmail.com
Web: www.mountiger.com E-mail: sales@mountiger.com QQ: 873764592

Mountiger Sensing the future

Euro-Style Quick Disconnect Cable Assembly

Diameter		M12 Euro-Style			M12 Euro-Style		
Feature		1.Female Euro-style			1.Female Euro-style		
		2.Screw locking with(auto) securing safety nut			2.Screw locking with(auto) securing safety nut		
		3.With mouded cable			3.With mouded cable		
Picture		Short Screw					
Application Class		HNA acc.to DIN 40040 (-25 ℃/+90℃≤ 100% rF)			HNA acc.to DIN 40040 (-25 ℃/+90℃≤ 100% rF)		
moulded body		TPU,self-extinguishing			TPU,self-extinguishing		
nominal power		4A(CSA=3A)			4A(CSA=3A)		
Nominal Voltage		250VAC/300VDC			250VAC/300VDC		
Contact		CuZn,Pre-nickeled and 0.8 microns gold-plated			CuZn,Pre-nickeled and 0.8 microns gold-plated		
O-Ring		Viton			Viton		
Body		TPU,self-exting guishing			TPU,self-exting guishing		
Securing Safety nut		Nickel plated brass			Nickel plated brass		
IP-Rating (IEC60529)		IP67			IP67		
Contact Resistance		≤5mΩ			≤5mΩ		
Insulation Group		C acc.to VDE 0110			C acc.to VDE 0110		
Test Voltage		2.0 KV eff./60s.			2.0 KV eff./60s.		
Insulation Resistance		>10^ 9 Ω			>10^ 9 Ω		
Part_No		ES-FS3WLV032S			ES-FA3WLV032		
Poles		3			3		
Face View female							
Color Code		1=brown 2= not used 3=blue 4=black			1=brown 2= not used 3=blue 4=black		
Conductors	Guage	0.25mm^2	0.34mm^2	0.25mm^2	0.25mm^2	0.34mm^2	0.25mm^2
	Stranding	32×φ0.10	42×φ0.10	32×φ0.10	32×φ0.10	42×φ0.10	32×φ0.10
Outer	φmm	φ5			φ5		
Jacket	Material	PVC	PVC irradiated	PUR/PVC	PVC	PVC irradiated	PUR/PVC
Dimensions (unit: mm)		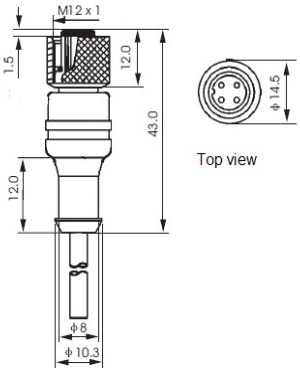			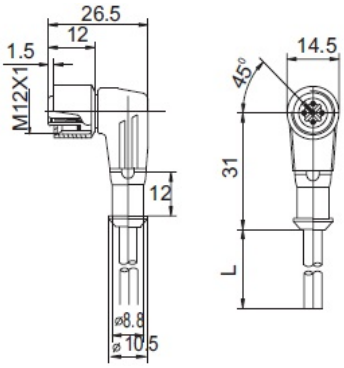		
Remark		Standard Length:2.0m. Other cable length or cable specifications on request			Standard Length:2.0m. Other cable length or cable specifications on request		

Subject to modifications without notice

Tel: +86-755-2646 7962 Fax: +86-755-2646 7925 MSN: dfan852@hotmail.com
Web: www.mountiger.com E-mail: sales@mountiger.com QQ: 873764592

Mountiger Sensing the future

Euro-Style Quick Disconnect Cable Assembly

Diameter		M12 Euro-Style			M12 Euro-Style		
Feature		1.Female Euro-style			1.Female Euro-style		
		2.Screw locking with(auto) securing safety nut			2.Screw locking with(auto) securing safety nut		
		3.With mouded cable			3.With mouded cable		
		4.PNP With LED			4.NPN With LED		
Picture							
Application Class		HNA acc.to DIN 40040 (-25 ℃/+90℃≤ 100% rF)			HNA acc.to DIN 40040 (-25 ℃/+90℃≤ 100% rF)		
moulded body		TPU,self-extinguishing			TPU,self-extinguishing		
nominal power		4A(CSA=3A)			4A(CSA=3A)		
Nominal Voltage		10-30VDC			10-30VDC		
Contact		CuZn,Pre-nickeled and 0.8 microns gold-plated			CuZn,Pre-nickeled and 0.8 microns gold-plated		
O-Ring		Viton			Viton		
Body		TPU,self-exting guishing			TPU,self-exting guishing		
Securing Safety nut		Nickel plated brass			Nickel plated brass		
IP-Rating (IEC60529)		IP67			IP67		
Contact Resistance		≤5mΩ			≤5mΩ		
Insulation Group		C acc.to VDE 0110			C acc.to VDE 0110		
Test Voltage		2.0 KV eff./60s.			2.0 KV eff./60s.		
Insulation Resistance		>10^ 9 Ω			>10^ 9 Ω		
Part_No		ES-FS3PLV032			ES-FA3NLV032		
Poles		3			3		
Face View female							
Color Code		1=brown 2= not used 3=blue 4=black			1=brown 2= not used 3=blue 4=black		
Conductors	Guage	0.25mm^2	0.34mm^2	0.25mm^2	0.25mm^2	0.34mm^2	0.25mm^2
	Stranding	32×φ0.10	42×φ0.10	32×φ0.10	32×φ0.10	42×φ0.10	32×φ0.10
Outer	φmm	φ5			φ5		
Jacket	Material	PVC	PVC irradiated	PUR/PVC	PVC	PVC irradiated	PUR/PVC
Dimensions (unit: mm)		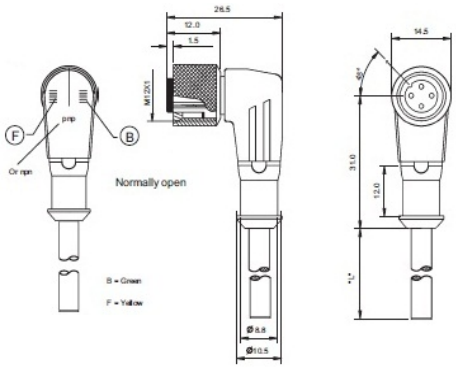			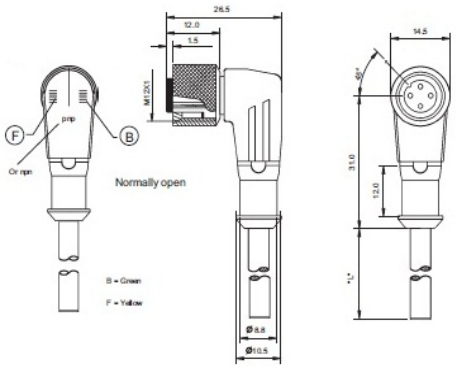		
Remark		Standard Length:2.0m. Other cable length or cable specifications on request			Standard Length:2.0m. Other cable length or cable specifications on request		

Subject to modifications without notice

Tel: +86-755-2646 7962 Fax: +86-755-2646 7925 MSN: dfan852@hotmail.com
Web: www.mountiger.com E-mail: sales@mountiger.com QQ: 873764592

Mountiger Sensing the future

Euro-Style Quick Disconnect Cable Assembly

Diameter		M12 Euro-Style			M12 Euro-Style		
Feature		1.Female Euro-style			1.Female Euro-style		
		2.Screw locking with(auto) securing safety nut			2.Screw locking with(auto) securing safety nut		
		3.With mouded cable			3.With mouded cable		
Picture		Long Screw					
Application Class		HNA acc.to DIN 40040 (-25 ℃/+90℃≤ 100% rF)			HNA acc.to DIN 40040 (-25 ℃/+90℃≤ 100% rF)		
moulded body		TPU,self-extinguishing			TPU,self-extinguishing		
nominal power		4A(CSA=3A)			4A(CSA=3A)		
Nominal Voltage		250VAC/300VDC			250VAC/300VDC		
Contact		CuZn,Pre-nickeled and 0.8 microns gold-plated			CuZn,Pre-nickeled and 0.8 microns gold-plated		
O-Ring		Viton			Viton		
Body		TPU,self-exting guishing			TPU,self-exting guishing		
Securing Safety nut		Nickel plated brass			Nickel plated brass		
IP-Rating (IEC60529)		IP67			IP67		
Contact Resistance		≤5mΩ			≤5mΩ		
Insulation Group		C acc.to VDE 0110			C acc.to VDE 0110		
Test Voltage		2.0 KV eff./60s.			2.0 KV eff./60s.		
Insulation Resistance		>10^ 9 Ω			>10^ 9 Ω		
Part_No		ES-FS4WLV042			ES-FA4WLV042		
Poles		4			4		
Face View female							
Color Code		1=brown 2=White 3=blue 4=black			1=brown 2=White 3=blue 4=black		
Conductors	Guage	0.25mm^2	0.34mm^2	0.25mm^2	0.25mm^2	0.34mm^2	0.25mm^2
	Stranding	32×φ0.10	42×φ0.10	32×φ0.10	32×φ0.10	42×φ0.10	32×φ0.10
Outer	φmm	φ5			φ5		
Jacket	Material	PVC	PVC irradiated	PUR/PVC	PVC	PVC irradiated	PUR/PVC
Dimensions (unit: mm)		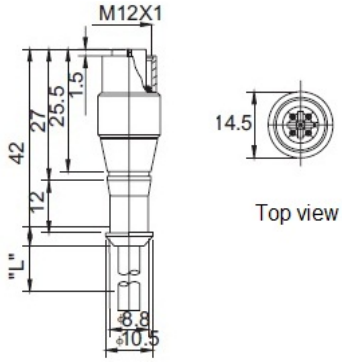			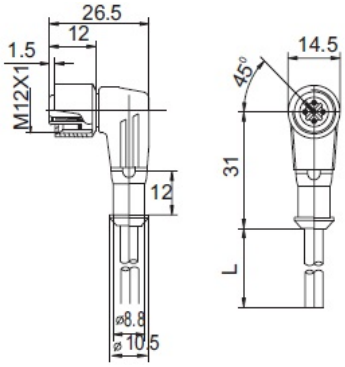		
Remark		Standard Length:2.0m. Other cable length or cable specifications on request			Standard Length:2.0m. Other cable length or cable specifications on request		

Subject to modifications without notice

Tel: +86-755-2646 7962 Fax: +86-755-2646 7925 MSN: dfan852@hotmail.com
Web: www.mountiger.com E-mail: sales@mountiger.com QQ: 873764592

Mountiger Sensing the future

Euro-Style Quick Disconnect Cable Assembly

Diameter		M12 Euro-Style			M12 Euro-Style		
Feature		1.Female Euro-style			1.Female Euro-style		
		2.Screw locking with(auto) securing safety nut			2.Screw locking with(auto) securing safety nut		
		3.With mouded cable			3.With mouded cable		
Picture		Short Screw					
Application Class		HNA acc.to DIN 40040 (-25 ℃/+90℃≤ 100% rF)			HNA acc.to DIN 40040 (-25 ℃/+90℃≤ 100% rF)		
moulded body		TPU,self-extinguishing			TPU,self-extinguishing		
nominal power		4A(CSA=3A)			4A(CSA=3A)		
Nominal Voltage		250VAC/300VDC			250VAC/300VDC		
Contact		CuZn,Pre-nickeled and 0.8 microns gold-plated			CuZn,Pre-nickeled and 0.8 microns gold-plated		
O-Ring		Viton			Viton		
Body		TPU,self-exting guishing			TPU,self-exting guishing		
Securing Safety nut		Nickel plated brass			Nickel plated brass		
IP-Rating (IEC60529)		IP67			IP67		
Contact Resistance		≤5mΩ			≤5mΩ		
Insulation Group		C acc.to VDE 0110			C acc.to VDE 0110		
Test Voltage		2.0 KV eff./60s.			2.0 KV eff./60s.		
Insulation Resistance		>10^ 9 Ω			>10^ 9 Ω		
Part_No		ES-FS4WLV042S			ES-FA4WLV042		
Poles		4			4		
Face View female							
Color Code		1=brown 2=White 3=blue 4=black			1=brown 2=White 3=blue 4=black		
Conductors	Guage	0.25mm^2	0.34mm^2	0.25mm^2	0.25mm^2	0.34mm^2	0.25mm^2
	Stranding	32×φ0.10	42×φ0.10	32×φ0.10	32×φ0.10	42×φ0.10	32×φ0.10
Outer	φmm	φ5			φ5		
Jacket	Material	PVC	PVC irradiated	PUR/PVC	PVC	PVC irradiated	PUR/PVC
Dimensions (unit: mm)		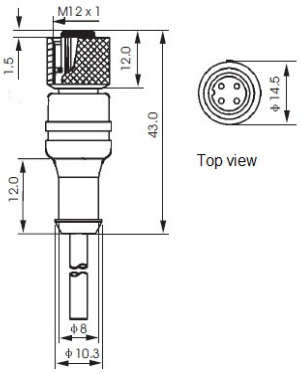			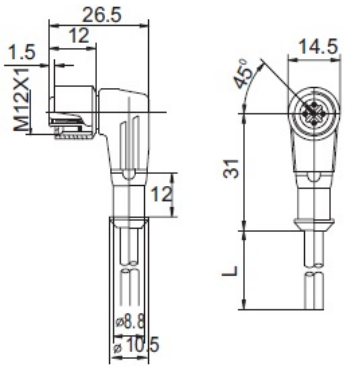		
Remark		Standard Length:2.0m. Other cable length or cable specifications on request			Standard Length:2.0m. Other cable length or cable specifications on request		

Subject to modifications without notice

Tel: +86-755-2646 7962 Fax: +86-755-2646 7925 MSN: dfan852@hotmail.com

Web: www.mountiger.com E-mail: sales@mountiger.com QQ: 873764592

Mountiger Sensing the future

Euro-Style Quick Disconnect Cable Assembly

Diameter		M12 Euro-Style			M12 Euro-Style		
Feature		1.Male Euro-style			1.Male Euro-style		
		2.Screw locking with(auto) securing safety nut			2.Screw locking with(auto) securing safety nut		
		3.With mouded cable			3.With mouded cable		
Picture		Short Screw			Short Screw		
Application Class		HNA acc.to DIN 40040 (-25 ℃/+90℃≤ 100% rF)			HNA acc.to DIN 40040 (-25 ℃/+90℃≤ 100% rF)		
moulded body		TPU,self-extinguishing			TPU,self-extinguishing		
nominal power		4A(CSA=3A)			4A(CSA=3A)		
Nominal Voltage		250VAC/300VDC			250VAC/300VDC		
Contact		CuZn,Pre-nickeled and 0.8 microns gold-plated			CuZn,Pre-nickeled and 0.8 microns gold-plated		
O-Ring		Viton			Viton		
Body		TPU,self-exting guishing			TPU,self-exting guishing		
Securing Safety nut		Nickel plated brass			Nickel plated brass		
IP-Rating (IEC60529)		IP67			IP67		
Contact Resistance		≤5mΩ			≤5mΩ		
Insulation Group		C acc.to VDE 0110			C acc.to VDE 0110		
Test Voltage		2.0 KV eff./60s.			2.0 KV eff./60s.		
Insulation Resistance		>10^ 9 Ω			>10^ 9 Ω		
Part_No		ES-MS3WLV032S			ES-MS4WLV042S		
Poles		3			4		
Face View female		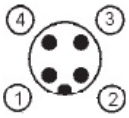			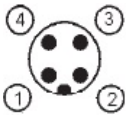		
Color Code		1=brown 2= not used 3=blue 4=black			1=brown 2= not used 3=blue 4=black		
Conductors	Guage	0.25mm^2	0.34mm^2	0.25mm^2	0.25mm^2	0.34mm^2	0.25mm^2
	Stranding	32×φ0.10	42×φ0.10	32×φ0.10	32×φ0.10	42×φ0.10	32×φ0.10
Outer	φmm	φ5			φ5		
Jacket	Material	PVC	PVC irradiated	PUR/PVC	PVC	PVC irradiated	PUR/PVC
Dimensions (unit: mm)		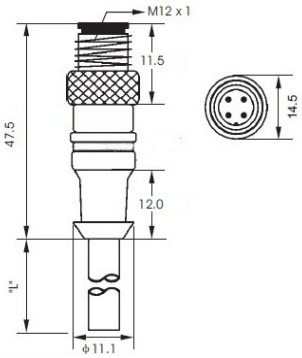			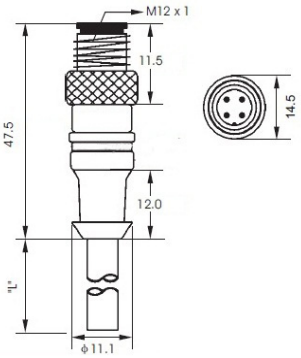		
Remark		Standard Length:2.0m. Other cable length or cable specifications on request			Standard Length:2.0m. Other cable length or cable specifications on request		

Subject to modifications without notice

Tel: +86-755-2646 7962 Fax: +86-755-2646 7925 MSN: dfan852@hotmail.com
Web: www.mountiger.com E-mail: sales@mountiger.com QQ: 873764592

Mountiger Sensing the future

Euro-Style Quick Disconnect Cable Assembly

Diameter		M12 Euro-Style			M12 Euro-Style		
Feature		1.Male Euro-style			1.Male Euro-style		
		2.Screw locking with(auto) securing safety nut			2.Screw locking with(auto) securing safety nut		
		3.With mouded cable			3.With mouded cable		
Picture							
Application Class		HNA acc.to DIN 40040 (-25 ℃/+90℃≤ 100% rF)			HNA acc.to DIN 40040 (-25 ℃/+90℃≤ 100% rF)		
moulded body		TPU,self-extinguishing			TPU,self-extinguishing		
nominal power		4A(CSA=3A)			4A(CSA=3A)		
Nominal Voltage		250VAC/300VDC			250VAC/300VDC		
Contact		CuZn,Pre-nickeled and 0.8 microns gold-plated			CuZn,Pre-nickeled and 0.8 microns gold-plated		
O-Ring		Viton			Viton		
Body		TPU,self-exting guishing			TPU,self-exting guishing		
Securing Safety nut		Nickel plated brass			Nickel plated brass		
IP-Rating (IEC60529)		IP67			IP67		
Contact Resistance		≤5mΩ			≤5mΩ		
Insulation Group		C acc.to VDE 0110			C acc.to VDE 0110		
Test Voltage		2.0 KV eff./60s.			2.0 KV eff./60s.		
Insulation Resistance		>10^ 9 Ω			>10^ 9 Ω		
Part_No		ES-MS3WLV032			ES-MS4WLV042		
Poles		3			4		
Face View female		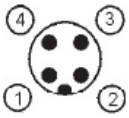			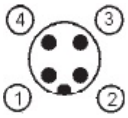		
Color Code		1=brown 2=White 3=blue 4=black			1=brown 2=White 3=blue 4=black		
Conductors	Guage	0.25mm^2	0.34mm^2	0.25mm^2	0.25mm^2	0.34mm^2	0.25mm^2
	Stranding	32×φ0.10	42×φ0.10	32×φ0.10	32×φ0.10	42×φ0.10	32×φ0.10
Outer	φmm	φ5			φ5		
Jacket	Material	PVC	PVC irradiated	PUR/PVC	PVC	PVC irradiated	PUR/PVC
Dimensions (unit: mm)		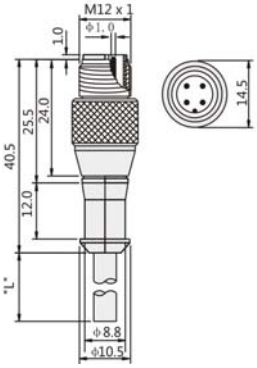			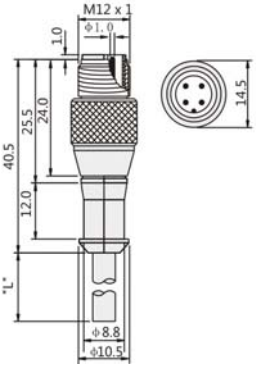		
Remark		Standard Length:2.0m. Other cable length or cable specifications on request			Standard Length:2.0m. Other cable length or cable specifications on request		

Subject to modifications without notice

Tel: +86-755-2646 7962 Fax: +86-755-2646 7925 MSN: dfan852@hotmail.com
Web: www.mountiger.com E-mail: sales@mountiger.com QQ: 873764592

Mountiger Sensing the future

Euro-Style Quick Disconnect Cable Assembly

Diameter		M12 Euro-Style			M12 Euro-Style		
Feature		1.Female Euro-style			1.Female Euro-style		
		2.Screw locking with(auto) securing safety nut			2.Screw locking with(auto) securing safety nut		
		3.With mouded cable			3.With mouded cable		
Picture		Short Screw			Long Screw		
Application Class		HNA acc.to DIN 40040 (-25 ℃/+90℃≤ 100% rF)			HNA acc.to DIN 40040 (-25 ℃/+90℃≤ 100% rF)		
moulded body		TPU,self-extinguishing			TPU,self-extinguishing		
nominal power		4A(CSA=3A)			4A(CSA=3A)		
Nominal Voltage		250VAC/300VDC			250VAC/300VDC		
Contact		CuZn,Pre-nickeled and 0.8 microns gold-plated			CuZn,Pre-nickeled and 0.8 microns gold-plated		
O-Ring		Viton			Viton		
Body		TPU,self-exting guishing			TPU,self-exting guishing		
Securing Safety nut		Nickel plated brass			Nickel plated brass		
IP-Rating (IEC60529)		IP67			IP67		
Contact Resistance		≤5mΩ			≤5mΩ		
Insulation Group		C acc.to VDE 0110			C acc.to VDE 0110		
Test Voltage		2.0 KV eff./60s.			2.0 KV eff./60s.		
Insulation Resistance		>10^ 9 Ω			>10^ 9 Ω		
Part_No		ES-FS5WLV052S			ES-FS5WLV052		
Poles		5			5		
Face View female							
Color Code		1=brown 2=White 3=blue 4=black 5=gray			1=brown 2=White 3=blue 4=black 5=gray		
Conductors	Guage	0.25mm^2	0.34mm^2	0.25mm^2	0.25mm^2	0.34mm^2	0.25mm^2
	Stranding	32×φ0.10	42×φ0.10	32×φ0.10	32×φ0.10	42×φ0.10	32×φ0.10
Outer	φmm	φ6			φ6		
Jacket	Material	PVC	PVC irradiated	PUR/PVC	PVC	PVC irradiated	PUR/PVC
Dimensions (unit: mm)		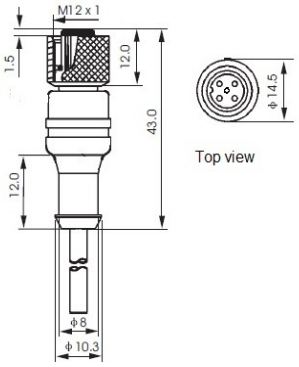			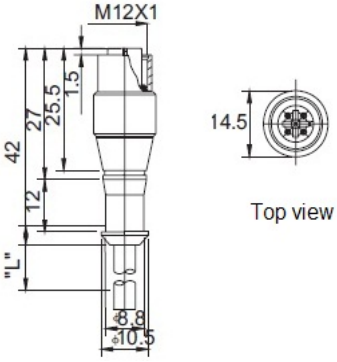		
Remark		Standard Length:2.0m. Other cable length or cable specifications on request			Standard Length:2.0m. Other cable length or cable specifications on request		

Euro-Style Quick Disconnect Cable Assembly

Diameter		M12 Euro-Style			M12 Euro-Style		
Feature		1.Male Euro-style			1.Male Euro-style		
		2.Screw locking with(auto) securing safety nut			2.Screw locking with(auto) securing safety nut		
		3.With mouded cable			3.With mouded cable		
Picture		Short Screw					
Application Class		HNA acc.to DIN 40040 (-25 ℃/+90℃≤ 100% rF)			HNA acc.to DIN 40040 (-25 ℃/+90℃≤ 100% rF)		
moulded body		TPU,self-extinguishing			TPU,self-extinguishing		
nominal power		4A(CSA=3A)			4A(CSA=3A)		
Nominal Voltage		250VAC/300VDC			250VAC/300VDC		
Contact		CuZn,Pre-nickeled and 0.8 microns gold-plated			CuZn,Pre-nickeled and 0.8 microns gold-plated		
O-Ring		Viton			Viton		
Body		TPU,self-exting guishing			TPU,self-exting guishing		
Securing Safety nut		Nickel plated brass			Nickel plated brass		
IP-Rating (IEC60529)		IP67			IP67		
Contact Resistance		≤5mΩ			≤5mΩ		
Insulation Group		C acc.to VDE 0110			C acc.to VDE 0110		
Test Voltage		2.0 KV eff./60s.			2.0 KV eff./60s.		
Insulation Resistance		>10^ 9 Ω			>10^ 9 Ω		
Part_No		ES-MS5WLV052S			ES-MS5WLV052		
Poles		5			5		
Face View female		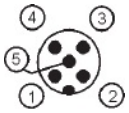			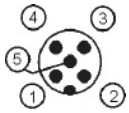		
Color Code		1=brown 2=White 3=blue 4=black 5=gray			1=brown 2=White 3=blue 4=black 5=gray		
Conductors	Guage	0.25mm^2	0.34mm^2	0.25mm^2	0.25mm^2	0.34mm^2	0.25mm^2
	Stranding	32×φ0.10	42×φ0.10	32×φ0.10	32×φ0.10	42×φ0.10	32×φ0.10
Outer	φmm	φ6			φ6		
Jacket	Material	PVC	PVC irradiated	PUR/PVC	PVC	PVC irradiated	PUR/PVC
Dimensions (unit: mm)		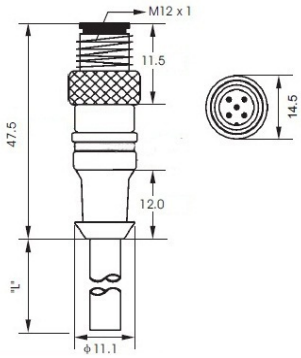			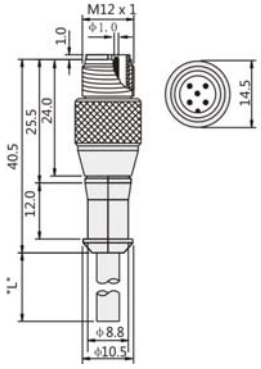		
Remark		Standard Length:2.0m. Other cable length or cable specifications on request			Standard Length:2.0m. Other cable length or cable specifications on request		

Subject to modifications without notice

Tel: +86-755-2646 7962 Fax: +86-755-2646 7925 MSN: dfan852@hotmail.com
Web: www.mountiger.com E-mail: sales@mountiger.com QQ: 873764592

Mountiger Sensing the future

Euro-Style Quick Disconnect Receptacles

Diameter	M12 Euro-Style	M12 Euro-Style
Feature	1.Female Euro-style	1.Female Euro-style
	2.Screw locking with(auto) securing safety nut	2.Screw locking with(auto) securing safety nut
	3.Nylon molded connector shell	3.Nylon molded connector shell
	4.Convenient screw terminations	4.Convenient screw terminations
Picture		
Application Class	HNA acc.to DIN 40040 (-25 ℃/+90℃≤ 100% rF)	HNA acc.to DIN 40040 (-25 ℃/+90℃≤ 100% rF)
nominal power	4A(CSA=3A)	4A(CSA=3A)
Nominal Voltage	125VAC/150VDC	125VAC/150VDC
Contact	CuZn,Pre-nickeled and 0.8 microns gold-plated	CuZn,Pre-nickeled and 0.8 microns gold-plated
O-Ring	NBR	NBR
Body	PA self-extinguishing	PA self-extinguishing
Securing Safety nut	Nickel plated brass	Nickel plated brass
Mode of Connection	Screw clamps	Screw clamps
IP-Rating (IEC60529)	IP67	IP67
Contact Resistance	≤5mΩ	≤5mΩ
Insulation Group	C acc.to VDE 0110	C acc.to VDE 0110
Test Voltage	1.25 KV eff./60s.	1.25 KV eff./60s.
Insulation Resistance	>10^ 9 Ω	>10^ 9 Ω
Part_No	ES-FS4	ES-FA4
Poles	4	4
Face View female		
Max. wire section	0.75mm2	0.75mm2
Screw joint for cable	PG9/ dia6.0-8.0mm	PG9/ dia6.0-8.0mm
SW…	19mm	19mm
Dimensions (unit: mm)	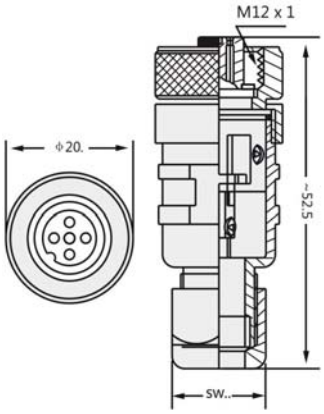	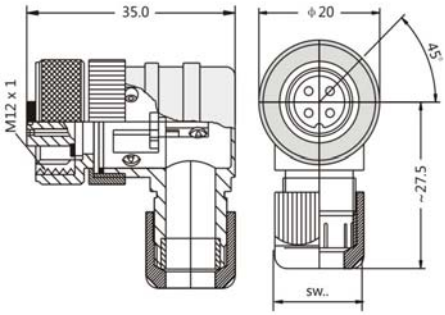
Remark		

Subject to modifications without notice

Tel: +86-755-2646 7962 Fax: +86-755-2646 7925 MSN: dfan852@hotmail.com
Web: www.mountiger.com E-mail: sales@mountiger.com QQ: 873764592

Mountiger Sensing the future

Euro-Style Quick Disconnect Receptacles

Diameter	M12 Euro-Style	M12 Euro-Style
Feature	1.Male Euro-style	1.Male Euro-style
	2.Screw locking with(auto) securing safety nut	2.Screw locking with(auto) securing safety nut
	3.Nylon molded connector shell	3.Nylon molded connector shell
	4.Convenient screw terminations	4.Convenient screw terminations
Picture		
Application Class	HNA acc.to DIN 40040 (-25 ℃/+90℃≤ 100% rF)	HNA acc.to DIN 40040 (-25 ℃/+90℃≤ 100% rF)
nominal power	4A(CSA=3A)	4A(CSA=3A)
Nominal Voltage	125VAC/150VDC	125VAC/150VDC
Contact	CuZn,Pre-nickeled and 0.8 microns gold-plated	CuZn,Pre-nickeled and 0.8 microns gold-plated
O-Ring	NBR	NBR
Body	PA self-extinguishing	PA self-extinguishing
Securing Safety nut	Nickel plated brass	Nickel plated brass
Mode of Connection	Screw clamps	Screw clamps
IP-Rating (IEC60529)	IP67	IP67
Contact Resistance	≤5mΩ	≤5mΩ
Insulation Group	C acc.to VDE 0110	C acc.to VDE 0110
Test Voltage	1.25 KV eff./60s.	1.25 KV eff./60s.
Insulation Resistance	>10^ 9 Ω	>10^ 9 Ω
Part_No	ES-MS4	ES-MA4
Poles	4	4
Face View female	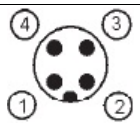	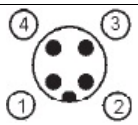
Max. wire section	0.75mm2	0.75mm2
Screw joint for cable	PG9/ dia6.0-8.0mm	PG9/ dia6.0-8.0mm
SW…	19mm	19mm
Dimensions (unit: mm)	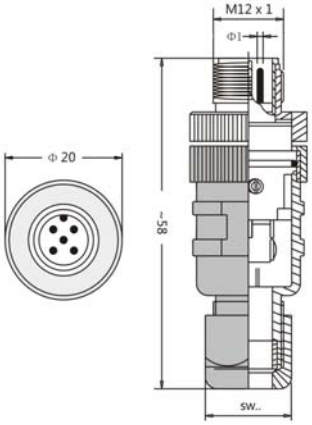	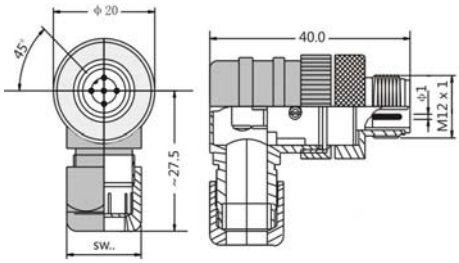
Remark		

Subject to modifications without notice

Tel: +86-755-2646 7962 Fax: +86-755-2646 7925 MSN: dfan852@hotmail.com
Web: www.mountiger.com E-mail: sales@mountiger.com QQ: 873764592

Mountiger Sensing the future

Micro-Style Quick Disconnect Cable Assembly

Diameter		1/2"-20UNF Micro-style	1/2"-20UNF Micro-style
Feature		1.Female Micro-style	1.Female Micro-style
		2.Screw locking with(auto) securing safety nut	2.Screw locking with(auto) securing safety nut
		3.With mouded cable	3.With mouded cable
Picture		Long Screw	
Application Class		HNA acc.to DIN 40040 (-25 ℃/+90℃≤ 100% rF)	HNA acc.to DIN 40040 (-25 ℃/+90℃≤ 100% rF)
moulded body		TPU,self-extinguishing	TPU,self-extinguishing
nominal power		4A	4A
Nominal Voltage		300VAC	300VAC
Contact		CuZn,Pre-nickeled and 0.8 microns gold-plated	CuZn,Pre-nickeled and 0.8 microns gold-plated
O-Ring		Viton	Viton
Body		TPU,self-exting guishing	TPU,self-exting guishing
Securing Safety nut		Nickel plated brass	Nickel plated brass
IP-Rating (IEC60529)		IP67	IP67
Contact Resistance		≤5mΩ	≤5mΩ
Insulation Group		C acc.to VDE 0110	C acc.to VDE 0110
Test Voltage		1.5 KV eff./60s.	1.5 KV eff./60s.
Insulation Resistance		>10^ 9 Ω	>10^ 9 Ω
Part_No		MS-FS3WLV052	MS-FA3WLV052
Poles		3	3
Face View female			
Color Code		1=green 2=red/black 3=red/white	1=green 2=red/black 3=red/white
Conductors	Guage	0.25mm^2	0.25mm^2
	Stranding	26×φ0.13	26×φ0.13
Outer	φmm	φ5	φ5
Jacket	Material	PVC	PVC
Dimensions (unit: mm)		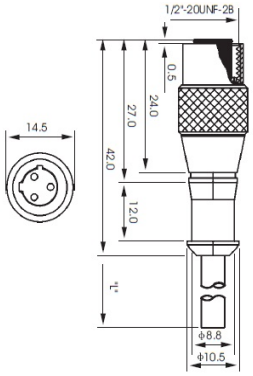	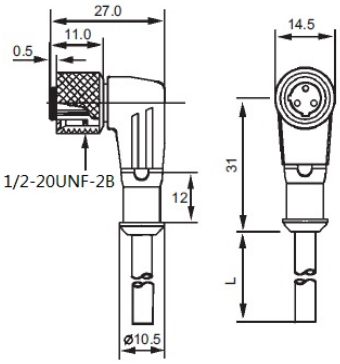
Remark		Standard Length:2.0m. Other cable length or cable specifications on request	Standard Length:2.0m. Other cable length or cable specifications on request

Subject to modifications without notice

Tel: +86-755-2646 7962 Fax: +86-755-2646 7925 MSN: dfan852@hotmail.com
Web: www.mountiger.com E-mail: sales@mountiger.com QQ: 873764592

Mountiger Sensing the future

Micro-Style Quick Disconnect Cable Assembly

Diameter		1/2"-20UNF Micro-style	1/2"-20UNF Micro-style
Feature		1.Female Micro-style	1.Female Micro-style
		2.Screw locking with(auto) securing safety nut	2.Screw locking with(auto) securing safety nut
		3.With mouded cable	3.With mouded cable
Picture		Short Screw	
Application Class		HNA acc.to DIN 40040 (-25 ℃/+90℃≤ 100% rF)	HNA acc.to DIN 40040 (-25 ℃/+90℃≤ 100% rF)
moulded body		TPU,self-extinguishing	TPU,self-extinguishing
nominal power		4A	4A
Nominal Voltage		300VAC	300VAC
Contact		CuZn,Pre-nickeled and 0.8 microns gold-plated	CuZn,Pre-nickeled and 0.8 microns gold-plated
O-Ring		Viton	Viton
Body		TPU,self-exting guishing	TPU,self-exting guishing
Securing Safety nut		Nickel plated brass	Nickel plated brass
IP-Rating (IEC60529)		IP67	IP67
Contact Resistance		≤5mΩ	≤5mΩ
Insulation Group		C acc.to VDE 0110	C acc.to VDE 0110
Test Voltage		1.5 KV eff./60s.	1.5 KV eff./60s.
Insulation Resistance		>10^ 9 Ω	>10^ 9 Ω
Part_No		MS-FS3WLV052-S	MS-FA3WLV052
Poles		3	3
Face View female			
Color Code		1=green 2=red/black 3=red/white	1=green 2=red/black 3=red/white
Conductors	Guage	0.25mm^2	0.25mm^2
	Stranding	26×φ0.13	26×φ0.13
Outer	φmm	φ5	φ5
Jacket	Material	PVC	PVC
Dimensions (unit: mm)		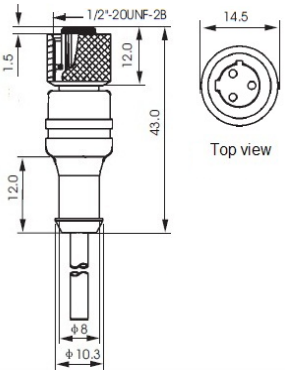	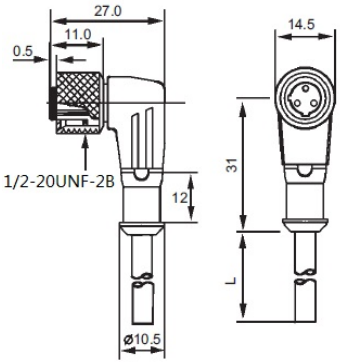
Remark		Standard Length:2.0m. Other cable length or cable specifications on request	Standard Length:2.0m. Other cable length or cable specifications on request

Subject to modifications without notice

Tel: +86-755-2646 7962 Fax: +86-755-2646 7925 MSN: dfan852@hotmail.com
Web: www.mountiger.com E-mail: sales@mountiger.com QQ: 873764592

Mountiger Sensing the future

Mini-Style Quick Disconnect Cable Assembly

Diameter		7/8"-16UN-2A Mini-style	7/8"-16UN-2A Mini-style
Feature		1.Female Mini-style	1.Female Mini-style
		2.Screw locking with(auto) securing safety nut	2.Screw locking with(auto) securing safety nut
		3.With mouded cable	3.With mouded cable
Picture			
Application Class		GAN acc.to DIN 40040 (-40℃/+90℃/≤100% rF)	GAN acc.to DIN 40040 (-40℃/+90℃/≤100% rF)
moulded body		TPU,self-extinguishing	TPU,self-extinguishing
nominal power		2~3poles,12A	2~3poles,12A
Nominal Voltage		250VAC	250VAC
Contact		CuZn,Pre-nickeled and 0.8 microns gold-plated	CuZn,Pre-nickeled and 0.8 microns gold-plated
O-Ring		Viton	Viton
Body		TPU,self-exting guishing	TPU,self-exting guishing
Securing Safety nut		7/8"-16UN-2A	7/8"-16UN-2A
Withdrawal Force/Contact		≥1N	≥1N
Water Pressure Resistance		10bar	10bar
IP-Rating (IEC60529)		IP68	IP68
Contact Resistance		≤5mΩ	≤5mΩ
Insulation Group		C acc.to VDE 0110	C acc.to VDE 0110
Test Voltage		2~3poles,2.5 KV eff./60s.	2~3poles,2.5 KV eff./60s.
Insulation Resistance		>10^ 9 Ω	>10^ 9 Ω
Part_No		ZS-FS3WLV072	ZS-FA3WLV072
Poles		3	3
Face View female		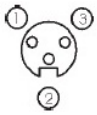	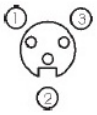
Color Code		1=brown 2=black 3=blue	1=brown 2=black 3=blue
Conductors	Guage	0.5mm^2	0.5mm^2
	Stranding	16×φ0.2	16×φ0.2
Outer	φmm	φ6.3	φ6.3
Jacket	Material	PVC	PVC
Dimensions (unit: mm)		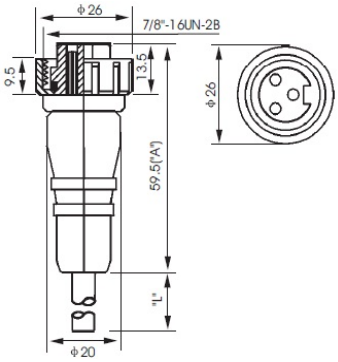	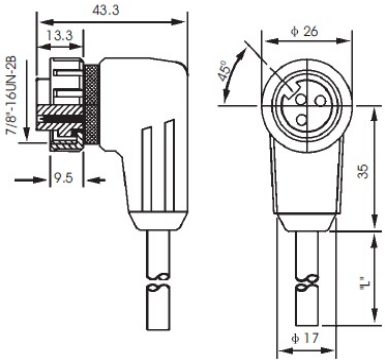
Remark		Standard Length:2.0m. Other cable length or cable specifications on request	Standard Length:2.0m. Other cable length or cable specifications on request

Subject to modifications without notice

Tel: +86-755-2646 7962 Fax: +86-755-2646 7925 MSN: dfan852@hotmail.com
Web: www.mountiger.com E-mail: sales@mountiger.com QQ: 873764592

Mountiger Sensing the future

Mini-Style Quick Disconnect Cable Assembly

Diameter		7/8"-16UN-2A Mini-style	7/8"-16UN-2A Mini-style
Feature		1.Female Mini-style	1.Female Mini-style
		2.Screw locking with(auto) securing safety nut	2.Screw locking with(auto) securing safety nut
		3.With mouded cable	3.With mouded cable
Picture			
Application Class		GAN acc.to DIN 40040 (-40℃/+90℃/≤100% rF)	GAN acc.to DIN 40040 (-40℃/+90℃/≤100% rF)
moulded body		TPU,self-extinguishing	TPU,self-extinguishing
nominal power		4~5poles, 9A	4~5poles, 9A
Nominal Voltage		250VAC	250VAC
Contact		CuZn,Pre-nickeled and 0.8 microns gold-plated	CuZn,Pre-nickeled and 0.8 microns gold-plated
O-Ring		Viton	Viton
Body		TPU,self-exting guishing	TPU,self-exting guishing
Securing Safety nut		7/8"-16UN-2A	7/8"-16UN-2A
Withdrawal Force/Contact		≥1N	≥1N
Water Pressure Resistance		10bar	10bar
IP-Rating (IEC60529)		IP67	IP67
Contact Resistance		≤5mΩ	≤5mΩ
Insulation Group		C acc.to VDE 0110	C acc.to VDE 0110
Test Voltage		4~5poles,1.5KV eff./60s	4~5poles,1.5KV eff./60s
Insulation Resistance		>10^ 9 Ω	>10^ 9 Ω
Part_No		ZS-FS4WLV082	ZS-FA4WLV082
Poles		4	4
Face View female			
Color Code		1=brown 2=white 3=blue 4=black	1=brown 2=white 3=blue 4=black
Conductors	Guage	0.5mm^2	0.5mm^2
	Stranding	16×φ0.2	16×φ0.2
Outer	φmm	φ6.3	φ6.3
Jacket	Material	PVC	PVC
Dimensions (unit: mm)		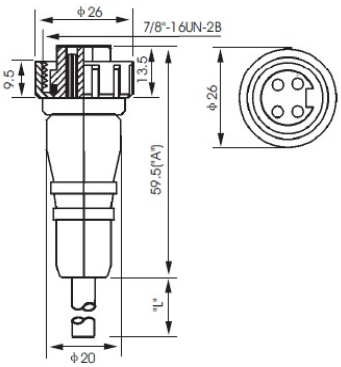	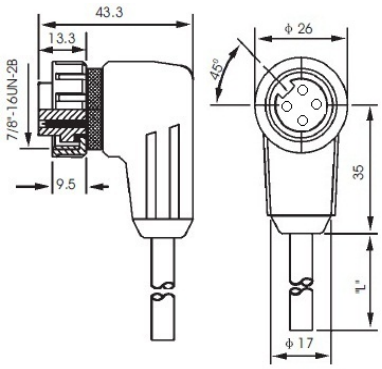
Remark		Standard Length:2.0m. Other cable length or cable specifications on request	Standard Length:2.0m. Other cable length or cable specifications on request

Subject to modifications without notice

Tel: +86-755-2646 7962 Fax: +86-755-2646 7925 MSN: dfan852@hotmail.com
Web: www.mountiger.com E-mail: sales@mountiger.com QQ: 873764592

Mountiger Sensing the future

Mini-Style Quick Disconnect Cable Assembly

Diameter		7/8"-16UN-2A Mini-style	7/8"-16UN-2A Mini-style
Feature		1.Female Mini-style	1.Female Mini-style
		2.Screw locking with(auto) securing safety nut	2.Screw locking with(auto) securing safety nut
		3.With mouded cable	3.With mouded cable
Picture			
Application Class		GAN acc.to DIN 40040 (-40℃/+90℃/≤100% rF)	GAN acc.to DIN 40040 (-40℃/+90℃/≤100% rF)
moulded body		TPU,self-extinguishing	TPU,self-extinguishing
nominal power		4~5poles, 9A	4~5poles, 9A
Nominal Voltage		250VAC	250VAC
Contact		CuZn,Pre-nickeled and 0.8 microns gold-plated	CuZn,Pre-nickeled and 0.8 microns gold-plated
O-Ring		Viton	Viton
Body		TPU,self-exting guishing	TPU,self-exting guishing
Securing Safety nut		7/8"-16UN-2A	7/8"-16UN-2A
Withdrawal Force/Contact		≥1N	≥1N
Water Pressure Resistance		10bar	10bar
IP-Rating (IEC60529)		IP67	IP67
Contact Resistance		≤5mΩ	≤5mΩ
Insulation Group		C acc.to VDE 0110	C acc.to VDE 0110
Test Voltage		4~5poles,1.5KV eff./60s	4~5poles,1.5KV eff./60s
Insulation Resistance		>10^ 9 Ω	>10^ 9 Ω
Part_No		ZS-FS5WLV092	ZS-FA5WLV092
Poles		5	5
Face View female		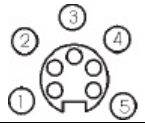	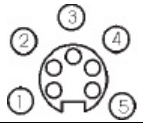
Color Code		1=black;2=blue;3=yellow/green;4=brown;5=white	1=black;2=blue;3=yellow/green;4=brown;5=white
Conductors	Guage	0.5mm^2	0.5mm^2
	Stranding	16×φ0.2	16×φ0.2
Outer	φmm	φ6.8	φ6.8
Jacket	Material	PVC	PVC
Dimensions (unit: mm)		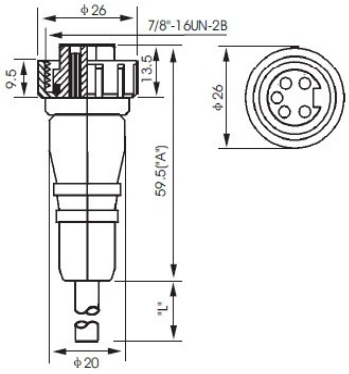	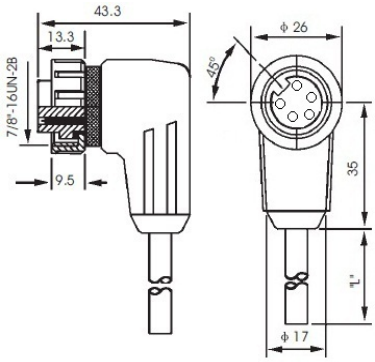
Remark		Standard Length:2.0m. Other cable length or cable specifications on request	Standard Length:2.0m. Other cable length or cable specifications on request

Subject to modifications without notice

Tel: +86-755-2646 7962 Fax: +86-755-2646 7925 MSN: dfan852@hotmail.com
Web: www.mountiger.com E-mail: sales@mountiger.com QQ: 873764592

Mountiger Sensing the future

Mini-Style Quick Disconnect Cable Assembly

Diameter		7/8"-16UN-2A Mini-style	7/8"-16UN-2A Mini-style
Feature		1.Male Mini-style	1.Male Mini-style
		2.Screw locking with(auto) securing safety nut	2.Screw locking with(auto) securing safety nut
		3.With mouded cable	3.With mouded cable
Picture			
Application Class		GAN acc.to DIN 40040 (-40℃/+90℃/≤100% rF)	GAN acc.to DIN 40040 (-40℃/+90℃/≤100% rF)
moulded body		TPU,self-extinguishing	TPU,self-extinguishing
nominal power		2~3poles,12A	2~3poles,12A
Nominal Voltage		250VAC	250VAC
Contact		CuZn,Pre-nickeled and 0.8 microns gold-plated	CuZn,Pre-nickeled and 0.8 microns gold-plated
O-Ring		Viton	Viton
Body		TPU,self-exting guishing	TPU,self-exting guishing
Securing Safety nut		7/8"-16UN-2A	7/8"-16UN-2A
Withdrawal Force/Contact		≥1N	≥1N
Water Pressure Resistance		10bar	10bar
IP-Rating (IEC60529)		IP68	IP68
Contact Resistance		≤5mΩ	≤5mΩ
Insulation Group		C acc.to VDE 0110	C acc.to VDE 0110
Test Voltage		2~3poles,2.5 KV eff./60s.	2~3poles,2.5 KV eff./60s.
Insulation Resistance		>10^ 9 Ω	>10^ 9 Ω
Part_No		ZS-MS3WLV072	ZS-MA3WLV072
Poles		3	3
Face View female			
Color Code		1=brown 2=black 3=blue	1=brown 2=black 3=blue
Conductors	Guage	0.5mm^2	0.5mm^2
	Stranding	16×φ0.2	16×φ0.2
Outer	φmm	φ6.3	φ6.3
Jacket	Material	PVC	PVC
Dimensions (unit: mm)		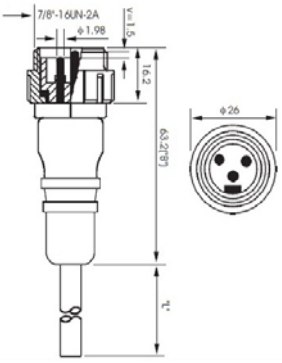	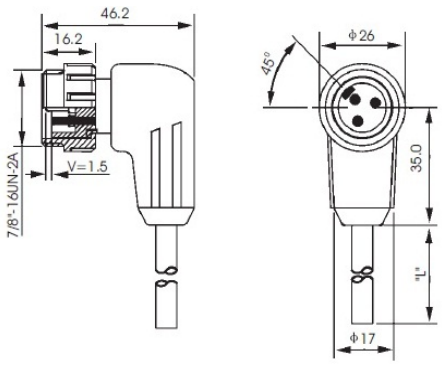
Remark		Standard Length:2.0m. Other cable length or cable specifications on request	Standard Length:2.0m. Other cable length or cable specifications on request

Subject to modifications without notice

Tel: +86-755-2646 7962 Fax: +86-755-2646 7925 MSN: dfan852@hotmail.com
Web: www.mountiger.com E-mail: sales@mountiger.com QQ: 873764592

Mountiger Sensing the future

Mini-Style Quick Disconnect Cable Assembly

Diameter		7/8"-16UN-2A Mini-style	7/8"-16UN-2A Mini-style
Feature		1.Male Mini-style	1.Male Mini-style
		2.Screw locking with(auto) securing safety nut	2.Screw locking with(auto) securing safety nut
		3.With mouded cable	3.With mouded cable
Picture			
Application Class		GAN acc.to DIN 40040 (-40℃/+90℃/≤100% rF)	GAN acc.to DIN 40040 (-40℃/+90℃/≤100% rF)
moulded body		TPU,self-extinguishing	TPU,self-extinguishing
nominal power		4~5poles, 9A	4~5poles, 9A
Nominal Voltage		250VAC	250VAC
Contact		CuZn,Pre-nickeled and 0.8 microns gold-plated	CuZn,Pre-nickeled and 0.8 microns gold-plated
O-Ring		Viton	Viton
Body		TPU,self-exting guishing	TPU,self-exting guishing
Securing Safety nut		7/8"-16UN-2A	7/8"-16UN-2A
Withdrawal Force/Contact		≥1N	≥1N
Water Pressure Resistance		10bar	10bar
IP-Rating (IEC60529)		IP67	IP67
Contact Resistance		≤5mΩ	≤5mΩ
Insulation Group		C acc.to VDE 0110	C acc.to VDE 0110
Test Voltage		4~5poles,1.5KV eff./60s	4~5poles,1.5KV eff./60s
Insulation Resistance		>10^ 9 Ω	>10^ 9 Ω
Part_No		ZS-MS4WLV082	ZS-MA4WLV082
Poles		4	4
Face View female			
Color Code		1=brown 2=white 3=blue 4=black	1=brown 2=white 3=blue 4=black
Conductors	Guage	0.5mm^2	0.5mm^2
	Stranding	16×φ0.2	16×φ0.2
Outer	φmm	φ6.3	φ6.3
Jacket	Material	PVC	PVC
Dimensions (unit: mm)		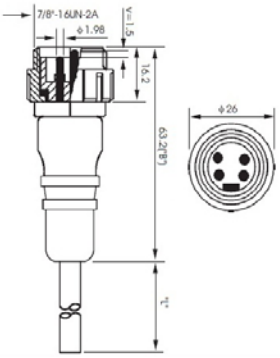	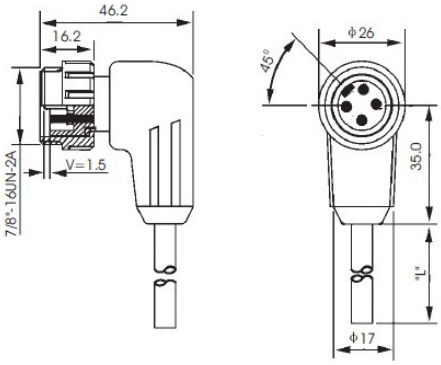
Remark		Standard Length:2.0m. Other cable length or cable specifications on request	Standard Length:2.0m. Other cable length or cable specifications on request

Subject to modifications without notice

Tel: +86-755-2646 7962 Fax: +86-755-2646 7925 MSN: dfan852@hotmail.com
Web: www.mountiger.com E-mail: sales@mountiger.com QQ: 873764592

Mountiger Sensing the future

Mini-Style Quick Disconnect Cable Assembly

Diameter		7/8"-16UN-2A Mini-style	7/8"-16UN-2A Mini-style
Feature		1.Male Mini-style	1.Male Mini-style
		2.Screw locking with(auto) securing safety nut	2.Screw locking with(auto) securing safety nut
		3.With mouded cable	3.With mouded cable
Picture			
Application Class		GAN acc.to DIN 40040 (-40℃/+90℃/≤100% rF)	GAN acc.to DIN 40040 (-40℃/+90℃/≤100% rF)
moulded body		TPU,self-extinguishing	TPU,self-extinguishing
nominal power		4~5poles, 9A	4~5poles, 9A
Nominal Voltage		250VAC	250VAC
Contact		CuZn,Pre-nickeled and 0.8 microns gold-plated	CuZn,Pre-nickeled and 0.8 microns gold-plated
O-Ring		Viton	Viton
Body		TPU,self-exting guishing	TPU,self-exting guishing
Securing Safety nut		7/8"-16UN-2A	7/8"-16UN-2A
Withdrawal Force/Contact		≥1N	≥1N
Water Pressure Resistance		10bar	10bar
IP-Rating (IEC60529)		IP67	IP67
Contact Resistance		≤5mΩ	≤5mΩ
Insulation Group		C acc.to VDE 0110	C acc.to VDE 0110
Test Voltage		4~5poles,1.5KV eff./60s	4~5poles,1.5KV eff./60s
Insulation Resistance		>10^ 9 Ω	>10^ 9 Ω
Part_No		ZS-MS5WLV092	ZS-MA5WLV092
Poles		5	5
Face View female			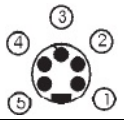
Color Code		1=black;2=blue;3=yellow/green;4=brown;5=white	1=black;2=blue;3=yellow/green;4=brown;5=white
Conductors	Guage	0.5mm^2	0.5mm^2
	Stranding	16×φ0.2	16×φ0.2
Outer	φmm	φ6.8	φ6.8
Jacket	Material	PVC	PVC
Dimensions (unit: mm)		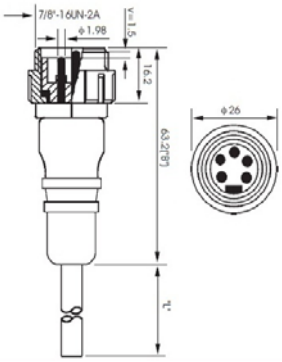	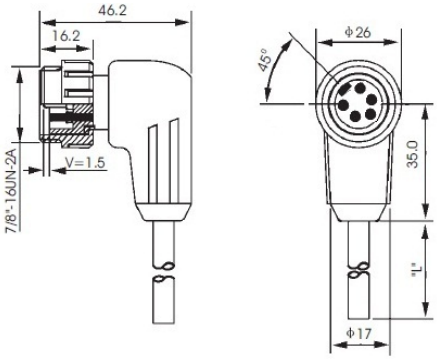
Remark		Standard Length:2.0m. Other cable length or cable specifications on request	Standard Length:2.0m. Other cable length or cable specifications on request

Subject to modifications without notice

Tel: +86-755-2646 7962 Fax: +86-755-2646 7925 MSN: dfan852@hotmail.com
Web: www.mountiger.com E-mail: sales@mountiger.com QQ: 873764592

Mountiger Sensing the future

Cable Extensions

Diameter		M8 Pico-style
Feature		1.Female Pico-style + male pico-style
		2.Screw locking with(auto) securing safety nut
		3.With mouded cable
Picture		
Application Class		HNE acc.to DIN 40040 (-25 ℃/+90℃≤ 75% rf)
moulded body		TPU,self-extinguishing
nominal power		4A
Nominal Voltage		60VAC/75VDC
Contact		CuZn,Pre-nickeled and 0.8 microns gold-plated
O-Ring		Viton
Body		TPU,self-exting guishing
Securing Safety nut		Nickel plated brass
IP-Rating (IEC60529)		IP67
Contact Resistance		≤5mΩ
Insulation Group		C acc.to VDE 0110
Test Voltage		1.5 KV eff./60s.
Insulation Resistance		>10^ 9 Ω
Part_No		PS-FS3WLV012-PSMS
Poles		3
Face View female		
Color Code		1=brown 3=blue 4=black
Conductors	Guage	0.34mm^2
	Stranding	42×φ0.10
Outer	φmm	φ4
Jacket	Material	PVC
Dimensions (unit: mm)		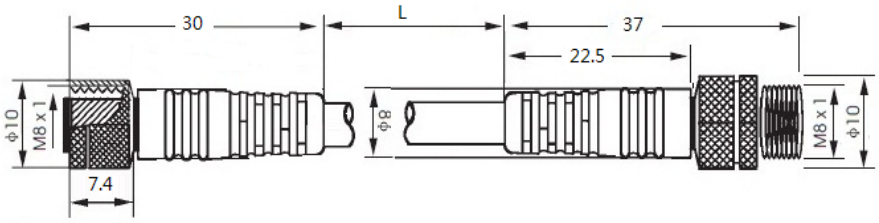
Remark		Standard Length:2.0m. Other cable length or cable specifications on request

Subject to modifications without notice

Tel: +86-755-2646 7962 Fax: +86-755-2646 7925 MSN: dfan852@hotmail.com
Web: www.mountiger.com E-mail: sales@mountiger.com QQ: 873764592

Mountiger Sensing the future

Cable Extensions

Diameter		M8 Pico-style
Feature		1.Female Pico-style + male pico-style
		2.Screw locking with(auto) securing safety nut
		3.With mouded cable
Picture		
Application Class		HNE acc.to DIN 40040 (-25 ℃/+90℃≤ 75% rf)
moulded body		TPU,self-extinguishing
nominal power		4A
Nominal Voltage		60VAC/75VDC
Contact		CuZn,Pre-nickeled and 0.8 microns gold-plated
O-Ring		Viton
Body		TPU,self-exting guishing
Securing Safety nut		Nickel plated brass
IP-Rating (IEC60529)		IP67
Contact Resistance		≤5mΩ
Insulation Group		C acc.to VDE 0110
Test Voltage		1.5 KV eff./60s.
Insulation Resistance		>10^ 9 Ω
Part_No		PS-FS4WLV022-PSMS
Poles		4
Face View female		
Color Code		1=brown 2=White 3=blue 4=black
Conductors	Guage	0.34mm^2
	Stranding	42×φ0.10
Outer	φmm	φ4
Jacket	Material	PVC
Dimensions (unit: mm)		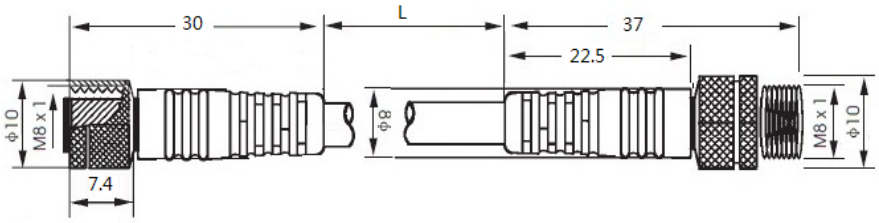
Remark		Standard Length:2.0m. Other cable length or cable specifications on request

Subject to modifications without notice

Tel: +86-755-2646 7962 Fax: +86-755-2646 7925 MSN: dfan852@hotmail.com
Web: www.mountiger.com E-mail: sales@mountiger.com QQ: 873764592

Mountiger Sensing the future

Cable Extensions

Diameter		M8 Pico-style
Feature		1.Female Pico-style + male pico-style
		2.Screw locking with(auto) securing safety nut
		3.With mouded cable
Picture		
Application Class		HNE acc.to DIN 40040 (-25 ℃/+90℃≤ 75% rf)
moulded body		TPU,self-extinguishing
nominal power		4A
Nominal Voltage		60VAC/75VDC
Contact		CuZn,Pre-nickeled and 0.8 microns gold-plated
O-Ring		Viton
Body		TPU,self-exting guishing
Securing Safety nut		Nickel plated brass
IP-Rating (IEC60529)		IP67
Contact Resistance		≤5mΩ
Insulation Group		C acc.to VDE 0110
Test Voltage		1.5 KV eff./60s.
Insulation Resistance		>10^ 9 Ω
Part_No		PS-FA3WLV012-PSMS
Poles		3
Face View female		
Color Code		1=brown 3=blue 4=black
Conductors	Guage	0.34mm^2
	Stranding	42×φ0.10
Outer	φmm	φ4
Jacket	Material	PVC
Dimensions (unit: mm)		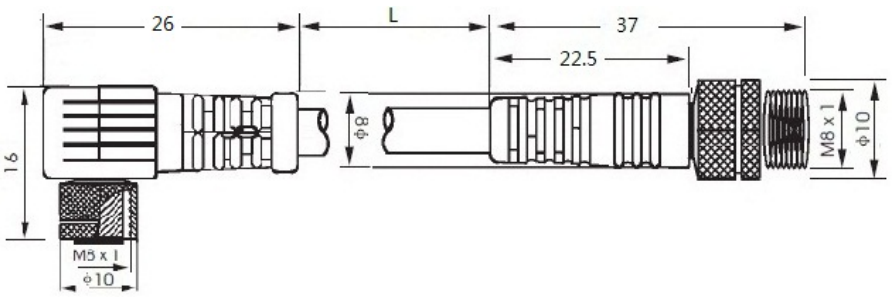
Remark		Standard Length:2.0m. Other cable length or cable specifications on request

Subject to modifications without notice

Tel: +86-755-2646 7962 Fax: +86-755-2646 7925 MSN: dfan852@hotmail.com
Web: www.mountiger.com E-mail: sales@mountiger.com QQ: 873764592

Mountiger Sensing the future

Cable Extensions

Diameter		M8 Pico-style
Feature		1.Female Pico-style + male pico-style
		2.Screw locking with(auto) securing safety nut
		3.With mouded cable
Picture		
Application Class		HNE acc.to DIN 40040 (-25 ℃/+90℃≤ 75% rf)
moulded body		TPU,self-extinguishing
nominal power		4A
Nominal Voltage		60VAC/75VDC
Contact		CuZn,Pre-nickeled and 0.8 microns gold-plated
O-Ring		Viton
Body		TPU,self-exting guishing
Securing Safety nut		Nickel plated brass
IP-Rating (IEC60529)		IP67
Contact Resistance		≤5mΩ
Insulation Group		C acc.to VDE 0110
Test Voltage		1.5 KV eff./60s.
Insulation Resistance		>10^ 9 Ω
Part_No		PS-FA4WLV022-PSMS
Poles		4
Face View female		
Color Code		1=brown 2=White 3=blue 4=black
Conductors	Guage	0.34mm^2
	Stranding	42×φ0.10
Outer	φmm	φ4
Jacket	Material	PVC
Dimensions (unit: mm)		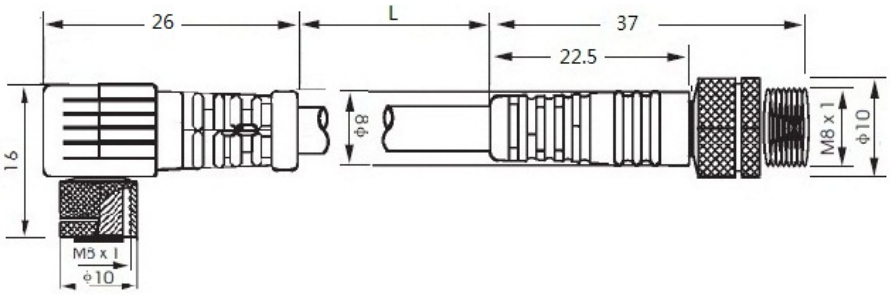
Remark		Standard Length:2.0m. Other cable length or cable specifications on request

Subject to modifications without notice

Tel: +86-755-2646 7962 Fax: +86-755-2646 7925 MSN: dfan852@hotmail.com
Web: www.mountiger.com E-mail: sales@mountiger.com QQ: 873764592

Mountiger Sensing the future

Cable Extensions

Diameter		M8 Pico-style
Feature		1.Female Pico-style + male pico-style
		2.Screw locking with(auto) securing safety nut
		3.With mouded cable
		4.PNP with LED
Picture		
Application Class		HNE acc.to DIN 40040 (-25 ℃/+90℃≤ 75% rf)
moulded body		TPU,self-extinguishing
nominal power		4A
Nominal Voltage		10-30VDC
Contact		CuZn,Pre-nickeled and 0.8 microns gold-plated
O-Ring		Viton
Body		TPU,self-exting guishing
Securing Safety nut		Nickel plated brass
IP-Rating (IEC60529)		IP67
Contact Resistance		≤5mΩ
Insulation Group		C acc.to VDE 0110
Test Voltage		1.5 KV eff./60s.
Insulation Resistance		>10^ 9 Ω
Part_No		PS-FA3PLV012-PSMS
Poles		3
Face View female		
Color Code		1=brown 3=blue 4=black
Conductors	Guage	0.34mm^2
	Stranding	42×φ0.10
Outer	φmm	φ4
Jacket	Material	PVC
Dimensions (unit: mm)		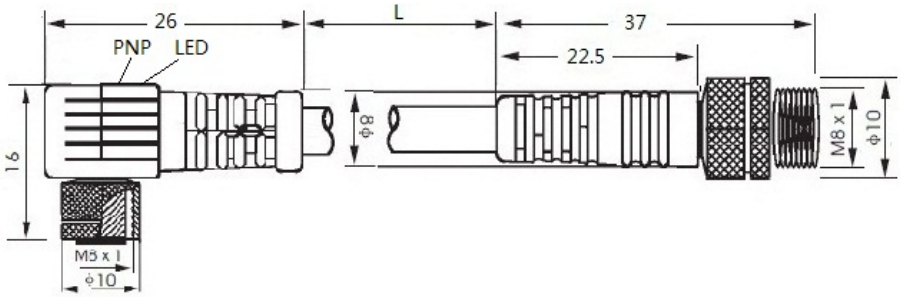
Remark		Standard Length:2.0m. Other cable length or cable specifications on request

Subject to modifications without notice

Tel: +86-755-2646 7962 Fax: +86-755-2646 7925 MSN: dfan852@hotmail.com
Web: www.mountiger.com E-mail: sales@mountiger.com QQ: 873764592

Mountiger Sensing the future

Cable Extensions

Diameter		M8 Pico-style
Feature		1.Female Pico-style + male pico-style
		2.Screw locking with(auto) securing safety nut
		3.With mouded cable
		4.NPN with LED
Picture		
Application Class		HNE acc.to DIN 40040 (-25 ℃/+90℃≤ 75% rf)
moulded body		TPU,self-extinguishing
nominal power		4A
Nominal Voltage		10-30VDC
Contact		CuZn,Pre-nickeled and 0.8 microns gold-plated
O-Ring		Viton
Body		TPU,self-exting guishing
Securing Safety nut		Nickel plated brass
IP-Rating (IEC60529)		IP67
Contact Resistance		≤5mΩ
Insulation Group		C acc.to VDE 0110
Test Voltage		1.5 KV eff./60s.
Insulation Resistance		>10^ 9 Ω
Part_No		PS-FA3NLV012-PSMS
Poles		3
Face View female		
Color Code		1=brown 3=blue 4=black
Conductors	Guage	0.34mm^2
	Stranding	42×φ0.10
Outer	φmm	φ4
Jacket	Material	PVC
Dimensions (unit: mm)		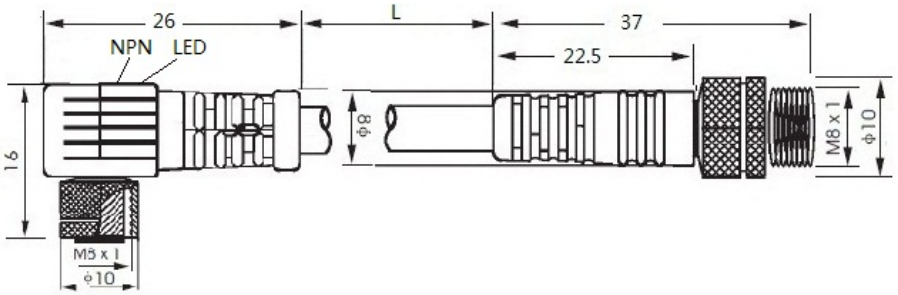
Remark		Standard Length:2.0m. Other cable length or cable specifications on request

Subject to modifications without notice

Tel: +86-755-2646 7962 Fax: +86-755-2646 7925 MSN: dfan852@hotmail.com
Web: www.mountiger.com E-mail: sales@mountiger.com QQ: 873764592

Mountiger Sensing the future

Cable Extensions

Diameter		M8 Pico-style + M12 Euro-style
Feature		1.Female Pico-style + male Euro-style
		2.Screw locking with(auto) securing safety nut
		3.With mouded cable
Picture		
Application Class		HNE acc.to DIN 40040 (-25 ℃/+90℃≤ 75% rf)
moulded body		TPU,self-extinguishing
nominal power		4A
Nominal Voltage		60VAC/75VDC
Contact		CuZn,Pre-nickeled and 0.8 microns gold-plated
O-Ring		Viton
Body		TPU,self-exting guishing
Securing Safety nut		Nickel plated brass
IP-Rating (IEC60529)		IP67
Contact Resistance		≤5mΩ
Insulation Group		C acc.to VDE 0110
Test Voltage		1.5 KV eff./60s.
Insulation Resistance		>10^ 9 Ω
Part_No		PS-FS3WLV012-ESMS
Poles		3
Face View female		
Color Code		1=brown 3=blue 4=black
Conductors	Guage	0.34mm^2
	Stranding	42×φ0.10
Outer	φmm	φ4
Jacket	Material	PVC
Dimensions (unit: mm)		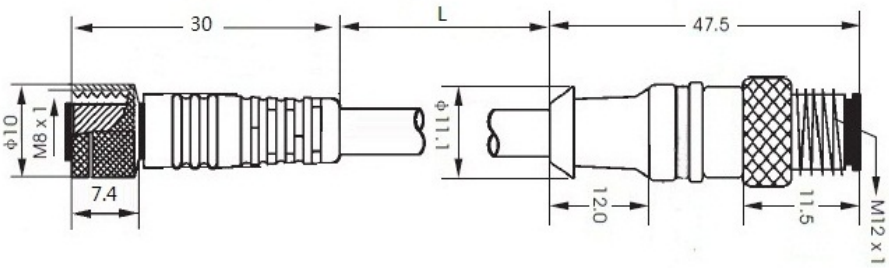
Remark		Standard Length:2.0m. Other cable length or cable specifications on request

Subject to modifications without notice

Tel: +86-755-2646 7962 Fax: +86-755-2646 7925 MSN: dfan852@hotmail.com
Web: www.mountiger.com E-mail: sales@mountiger.com QQ: 873764592

Mountiger Sensing the future

Cable Extensions

Diameter		M8 Pico-style + M12 Euro-style
Feature		1.Female Pico-style + male Euro-style
		2.Screw locking with(auto) securing safety nut
		3.With mouded cable
Picture		
Application Class		HNE acc.to DIN 40040 (-25 ℃/+90℃≤ 75% rf)
moulded body		TPU,self-extinguishing
nominal power		4A
Nominal Voltage		60VAC/75VDC
Contact		CuZn,Pre-nickeled and 0.8 microns gold-plated
O-Ring		Viton
Body		TPU,self-exting guishing
Securing Safety nut		Nickel plated brass
IP-Rating (IEC60529)		IP67
Contact Resistance		≤5mΩ
Insulation Group		C acc.to VDE 0110
Test Voltage		1.5 KV eff./60s.
Insulation Resistance		>10^ 9 Ω
Part_No		PS-FS4WLV022-ESMS
Poles		4
Face View female		
Color Code		1=brown 2=White 3=blue 4=black
Conductors	Guage	0.34mm^2
	Stranding	42×φ0.10
Outer	φmm	φ4
Jacket	Material	PVC
Dimensions (unit: mm)		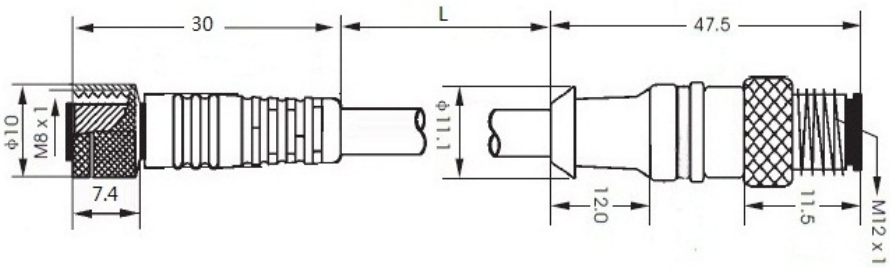
Remark		Standard Length:2.0m. Other cable length or cable specifications on request

Subject to modifications without notice

Tel: +86-755-2646 7962 Fax: +86-755-2646 7925 MSN: dfan852@hotmail.com
Web: www.mountiger.com E-mail: sales@mountiger.com QQ: 873764592

Mountiger Sensing the future

Cable Extensions

Diameter		M8 Pico-style + M12 Euro-style
Feature		1.Female Pico-style + male Euro-style
		2.Screw locking with(auto) securing safety nut
		3.With mouded cable
Picture		
Application Class		HNE acc.to DIN 40040 (-25 ℃/+90℃≤ 75% rf)
moulded body		TPU,self-extinguishing
nominal power		4A
Nominal Voltage		60VAC/75VDC
Contact		CuZn,Pre-nickeled and 0.8 microns gold-plated
O-Ring		Viton
Body		TPU,self-exting guishing
Securing Safety nut		Nickel plated brass
IP-Rating (IEC60529)		IP67
Contact Resistance		≤5mΩ
Insulation Group		C acc.to VDE 0110
Test Voltage		1.5 KV eff./60s.
Insulation Resistance		>10^ 9 Ω
Part_No		PS-FA3WLV012-ESMS
Poles		3
Face View female		
Color Code		1=brown 3=blue 4=black
Conductors	Guage	0.34mm^2
	Stranding	42×φ0.10
Outer	φmm	φ4
Jacket	Material	PVC
Dimensions (unit: mm)		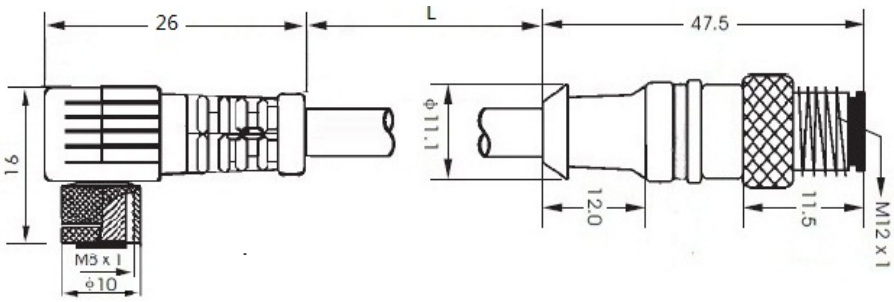
Remark		Standard Length:2.0m. Other cable length or cable specifications on request

Subject to modifications without notice

Tel: +86-755-2646 7962 Fax: +86-755-2646 7925 MSN: dfan852@hotmail.com
Web: www.mountiger.com E-mail: sales@mountiger.com QQ: 873764592

Mountiger Sensing the future

Cable Extensions

Diameter		M8 Pico-style + M12 Euro-style
Feature		1.Female Pico-style + male Euro-style
		2.Screw locking with(auto) securing safety nut
		3.With mouded cable
Picture		
Application Class		HNE acc.to DIN 40040 (-25 ℃/+90℃≤ 75% rf)
moulded body		TPU,self-extinguishing
nominal power		4A
Nominal Voltage		60VAC/75VDC
Contact		CuZn,Pre-nickeled and 0.8 microns gold-plated
O-Ring		Viton
Body		TPU,self-exting guishing
Securing Safety nut		Nickel plated brass
IP-Rating (IEC60529)		IP67
Contact Resistance		≤5mΩ
Insulation Group		C acc.to VDE 0110
Test Voltage		1.5 KV eff./60s.
Insulation Resistance		>10^ 9 Ω
Part_No		PS-FA4WLV022-ESMS
Poles		4
Face View female		
Color Code		1=brown 2=White 3=blue 4=black
Conductors	Guage	0.34mm^2
	Stranding	42×φ0.10
Outer	φmm	φ4
Jacket	Material	PVC
Dimensions (unit: mm)		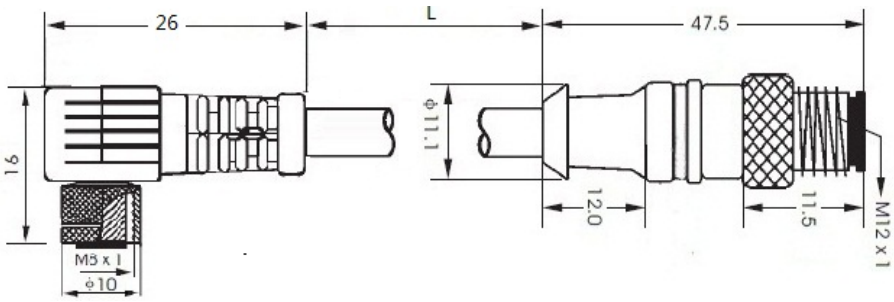
Remark		Standard Length:2.0m. Other cable length or cable specifications on request

Subject to modifications without notice

Tel: +86-755-2646 7962 Fax: +86-755-2646 7925 MSN: dfan852@hotmail.com
Web: www.mountiger.com E-mail: sales@mountiger.com QQ: 873764592

Mountiger Sensing the future

Cable Extensions

Diameter		M8 Pico-style + M12 Euro-style
Feature		1.Female Pico-style + male Euro-style
		2.Screw locking with(auto) securing safety nut
		3.With mouded cable
		4.PNP with LED
Picture		
Application Class		HNE acc.to DIN 40040 (-25 ℃/+90℃≤ 75% rf)
moulded body		TPU,self-extinguishing
nominal power		4A
Nominal Voltage		10-30VDC
Contact		CuZn,Pre-nickeled and 0.8 microns gold-plated
O-Ring		Viton
Body		TPU,self-exting guishing
Securing Safety nut		Nickel plated brass
IP-Rating (IEC60529)		IP67
Contact Resistance		≤5mΩ
Insulation Group		C acc.to VDE 0110
Test Voltage		1.5 KV eff./60s.
Insulation Resistance		>10^ 9 Ω
Part_No		PS-FA3PLV012-ESMS
Poles		3
Face View female		
Color Code		1=brown 3=blue 4=black
Conductors	Guage	0.34mm^2
	Stranding	42×φ0.10
Outer	φmm	φ4
Jacket	Material	PVC
Dimensions (unit: mm)		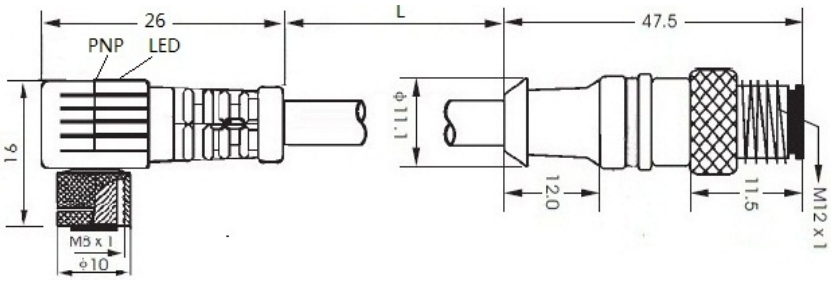
Remark		Standard Length:2.0m. Other cable length or cable specifications on request

Subject to modifications without notice

Tel: +86-755-2646 7962 Fax: +86-755-2646 7925 MSN: dfan852@hotmail.com
Web: www.mountiger.com E-mail: sales@mountiger.com QQ: 873764592

Mountiger Sensing the future

Cable Extensions

Diameter		M8 Pico-style + M12 Euro-style
Feature		1.Female Pico-style + male Euro-style
		2.Screw locking with(auto) securing safety nut
		3.With mouded cable
		4.NPN with LED
Picture		
Application Class		HNE acc.to DIN 40040 (-25 ℃/+90℃≤ 75% rf)
moulded body		TPU,self-extinguishing
nominal power		4A
Nominal Voltage		10-30VDC
Contact		CuZn,Pre-nickeled and 0.8 microns gold-plated
O-Ring		Viton
Body		TPU,self-exting guishing
Securing Safety nut		Nickel plated brass
IP-Rating (IEC60529)		IP67
Contact Resistance		≤5mΩ
Insulation Group		C acc.to VDE 0110
Test Voltage		1.5 KV eff./60s.
Insulation Resistance		>10^ 9 Ω
Part_No		PS-FA3NLV012-ESMS
Poles		3
Face View female		
Color Code		1=brown 3=blue 4=black
Conductors	Guage	0.34mm^2
	Stranding	42×φ0.10
Outer	φmm	φ4
Jacket	Material	PVC
Dimensions (unit: mm)		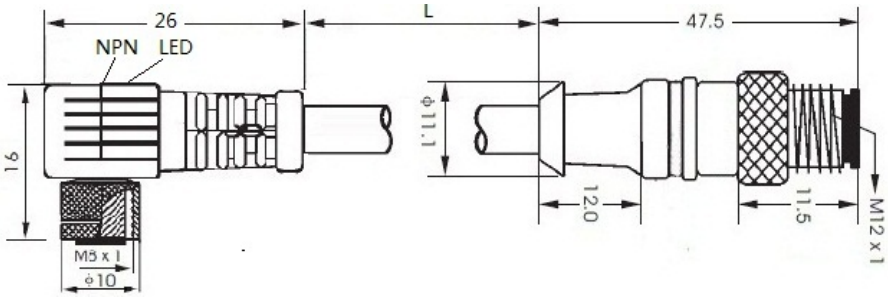
Remark		Standard Length:2.0m. Other cable length or cable specifications on request

Subject to modifications without notice

Tel: +86-755-2646 7962 Fax: +86-755-2646 7925 MSN: dfan852@hotmail.com
Web: www.mountiger.com E-mail: sales@mountiger.com QQ: 873764592

Mountiger Sensing the future

Cable Extensions

Diameter		M12 Euro-style
Feature		1.Female Euro-style + Male Euro-style
		2.Screw locking with(auto) securing safety nut
		3.With mouded cable
Picture		
Application Class		HNE acc.to DIN 40040 (-25 ℃/+90℃≤ 75% rf)
moulded body		TPU,self-extinguishing
nominal power		4A
Nominal Voltage		60VAC/75VDC
Contact		CuZn,Pre-nickeled and 0.8 microns gold-plated
O-Ring		Viton
Body		TPU,self-exting guishing
Securing Safety nut		Nickel plated brass
IP-Rating (IEC60529)		IP67
Contact Resistance		≤5mΩ
Insulation Group		C acc.to VDE 0110
Test Voltage		1.5 KV eff./60s.
Insulation Resistance		>10^ 9 Ω
Part_No		ES-FS3WLV032-ESMS
Poles		3
Face View female		
Color Code		1=brown 3=blue 4=black
Conductors	Guage	0.34mm^2
	Stranding	42×φ0.10
Outer	φmm	φ5
Jacket	Material	PVC
Dimensions (unit: mm)		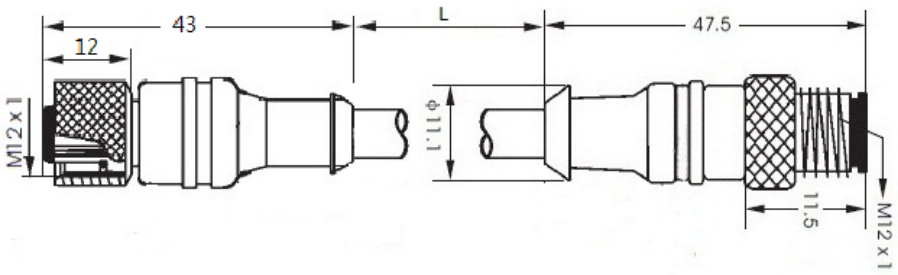
Remark		Standard Length:2.0m. Other cable length or cable specifications on request

Subject to modifications without notice

Tel: +86-755-2646 7962 Fax: +86-755-2646 7925 MSN: dfan852@hotmail.com
Web: www.mountiger.com E-mail: sales@mountiger.com QQ: 873764592

Mountiger Sensing the future

Cable Extensions

Diameter		M12 Euro-style
Feature		1.Female Euro-style + Male Euro-style
		2.Screw locking with(auto) securing safety nut
		3.With mouded cable
Picture		
Application Class		HNE acc.to DIN 40040 (-25 ℃/+90℃≤ 75% rf)
moulded body		TPU,self-extinguishing
nominal power		4A
Nominal Voltage		60VAC/75VDC
Contact		CuZn,Pre-nickeled and 0.8 microns gold-plated
O-Ring		Viton
Body		TPU,self-exting guishing
Securing Safety nut		Nickel plated brass
IP-Rating (IEC60529)		IP67
Contact Resistance		≤5mΩ
Insulation Group		C acc.to VDE 0110
Test Voltage		1.5 KV eff./60s.
Insulation Resistance		>10^ 9 Ω
Part_No		ES-FS4WLV042-ESMS
Poles		4
Face View female		
Color Code		1=brown 2=White 3=blue 4=black
Conductors	Guage	0.34mm^2
	Stranding	42×φ0.10
Outer	φmm	φ5
Jacket	Material	PVC
Dimensions (unit: mm)		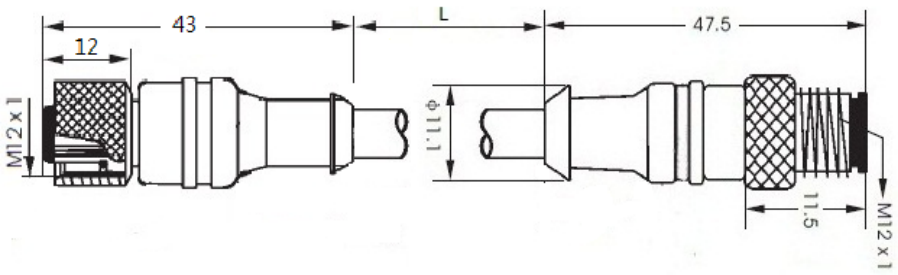
Remark		Standard Length:2.0m. Other cable length or cable specifications on request

Subject to modifications without notice

Tel: +86-755-2646 7962 Fax: +86-755-2646 7925 MSN: dfan852@hotmail.com
Web: www.mountiger.com E-mail: sales@mountiger.com QQ: 873764592

Mountiger Sensing the future

Cable Extensions

Diameter		M12 Euro-style
Feature		1.Female Euro-style + Male Euro-style
		2.Screw locking with(auto) securing safety nut
		3.With mouded cable
Picture		
Application Class		HNE acc.to DIN 40040 (-25 ℃/+90℃≤ 75% rf)
moulded body		TPU,self-extinguishing
nominal power		4A
Nominal Voltage		60VAC/75VDC
Contact		CuZn,Pre-nickeled and 0.8 microns gold-plated
O-Ring		Viton
Body		TPU,self-exting guishing
Securing Safety nut		Nickel plated brass
IP-Rating (IEC60529)		IP67
Contact Resistance		≤5mΩ
Insulation Group		C acc.to VDE 0110
Test Voltage		1.5 KV eff./60s.
Insulation Resistance		>10^ 9 Ω
Part_No		ES-FA3WLV032-ESMS
Poles		3
Face View female		
Color Code		1=brown 3=blue 4=black
Conductors	Guage	0.34mm^2
	Stranding	42×φ0.10
Outer	φmm	φ5
Jacket	Material	PVC
Dimensions (unit: mm)		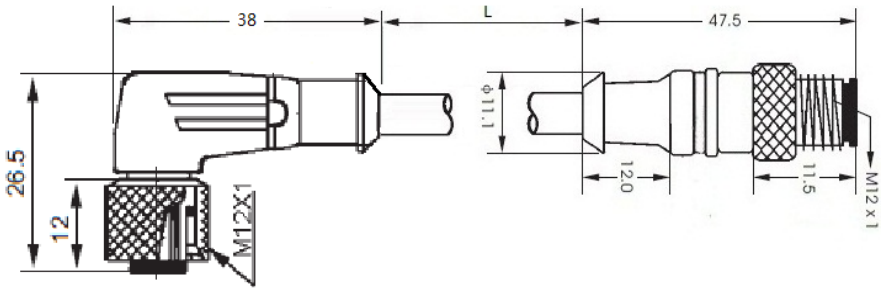
Remark		Standard Length:2.0m. Other cable length or cable specifications on request

Subject to modifications without notice

Tel: +86-755-2646 7962 Fax: +86-755-2646 7925 MSN: dfan852@hotmail.com
Web: www.mountiger.com E-mail: sales@mountiger.com QQ: 873764592

Mountiger Sensing the future

Cable Extensions

Diameter		M12 Euro-style
Feature		1.Female Euro-style + Male Euro-style
		2.Screw locking with(auto) securing safety nut
		3.With mouded cable
Picture		
Application Class		HNE acc.to DIN 40040 (-25 ℃/+90℃≤ 75% rf)
moulded body		TPU,self-extinguishing
nominal power		4A
Nominal Voltage		60VAC/75VDC
Contact		CuZn,Pre-nickeled and 0.8 microns gold-plated
O-Ring		Viton
Body		TPU,self-exting guishing
Securing Safety nut		Nickel plated brass
IP-Rating (IEC60529)		IP67
Contact Resistance		≤5mΩ
Insulation Group		C acc.to VDE 0110
Test Voltage		1.5 KV eff./60s.
Insulation Resistance		>10^ 9 Ω
Part_No		ES-FA4WLV042-ESMS
Poles		4
Face View female		
Color Code		1=brown 2=White 3=blue 4=black
Conductors	Guage	0.34mm^2
	Stranding	42×φ0.10
Outer	φmm	φ5
Jacket	Material	PVC
Dimensions (unit: mm)		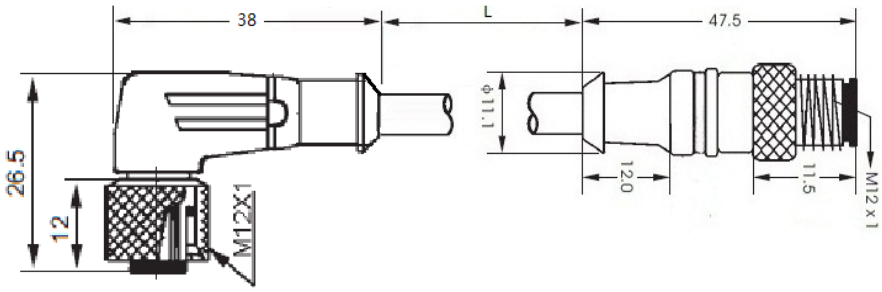
Remark		Standard Length:2.0m. Other cable length or cable specifications on request

Subject to modifications without notice

Tel: +86-755-2646 7962 Fax: +86-755-2646 7925 MSN: dfan852@hotmail.com
Web: www.mountiger.com E-mail: sales@mountiger.com QQ: 873764592

Mountiger Sensing the future

Cable Extensions

Diameter		M12 Euro-style
Feature		1.Female Euro-style + Male Euro-style
		2.Screw locking with(auto) securing safety nut
		3.With mouded cable
		4.PNP with LED
Picture		
Application Class		HNE acc.to DIN 40040 (-25 ℃/+90℃≤ 75% rf)
moulded body		TPU,self-extinguishing
nominal power		4A
Nominal Voltage		10-30VDC
Contact		CuZn,Pre-nickeled and 0.8 microns gold-plated
O-Ring		Viton
Body		TPU,self-exting guishing
Securing Safety nut		Nickel plated brass
IP-Rating (IEC60529)		IP67
Contact Resistance		≤5mΩ
Insulation Group		C acc.to VDE 0110
Test Voltage		1.5 KV eff./60s.
Insulation Resistance		>10^ 9 Ω
Part_No		ES-FA3PLV032-ESMS
Poles		3
Face View female		
Color Code		1=brown 3=blue 4=black
Conductors	Guage	0.34mm^2
	Stranding	42×φ0.10
Outer	φmm	φ5
Jacket	Material	PVC
Dimensions (unit: mm)		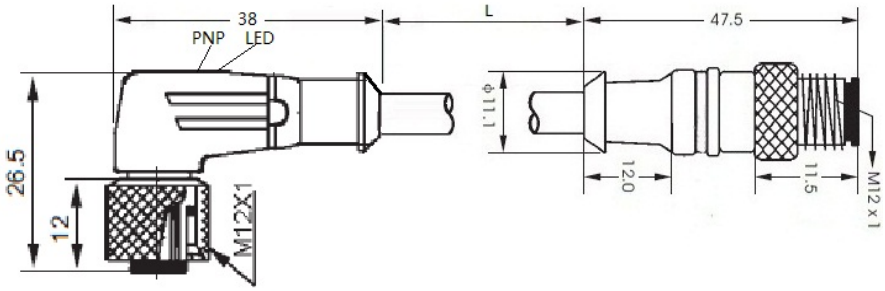
Remark		Standard Length:2.0m. Other cable length or cable specifications on request

Subject to modifications without notice

Tel: +86-755-2646 7962 Fax: +86-755-2646 7925 MSN: dfan852@hotmail.com
Web: www.mountiger.com E-mail: sales@mountiger.com QQ: 873764592

Mountiger Sensing the future

Cable Extensions

Diameter		M12 Euro-style
Feature		1.Female Euro-style + Male Euro-style
		2.Screw locking with(auto) securing safety nut
		3.With mouded cable
		4.PNP with LED
Picture		
Application Class		HNE acc.to DIN 40040 (-25 ℃/+90℃≤ 75% rf)
moulded body		TPU,self-extinguishing
nominal power		4A
Nominal Voltage		10-30VDC
Contact		CuZn,Pre-nickeled and 0.8 microns gold-plated
O-Ring		Viton
Body		TPU,self-exting guishing
Securing Safety nut		Nickel plated brass
IP-Rating (IEC60529)		IP67
Contact Resistance		≤5mΩ
Insulation Group		C acc.to VDE 0110
Test Voltage		1.5 KV eff./60s.
Insulation Resistance		>10^ 9 Ω
Part_No		ES-FA3NLV032-ESMS
Poles		3
Face View female		
Color Code		1=brown 3=blue 4=black
Conductors	Guage	0.34mm^2
	Stranding	42×φ0.10
Outer	φmm	φ5
Jacket	Material	PVC
Dimensions (unit: mm)		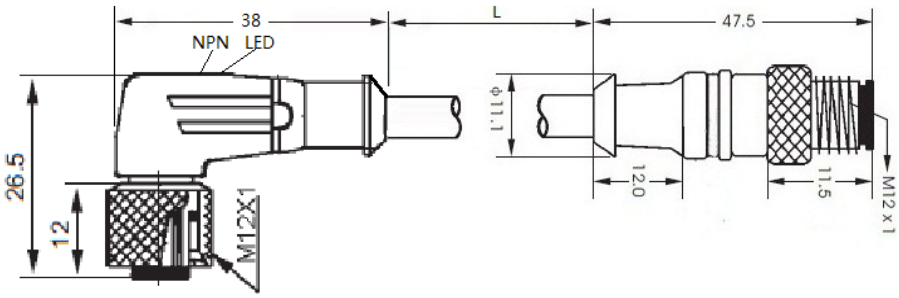
Remark		Standard Length:2.0m. Other cable length or cable specifications on request

Tel: +86-755-2646 7962 Fax: +86-755-2646 7925 MSN: dfan852@hotmail.com
Web: www.mountiger.com E-mail: sales@mountiger.com QQ: 873764592

Mountiger Sensing the future

INDEX BY PART NUMBER

Part Number	Page
C1B1-M0801N-C3A2	B1-04
C1B1-M0801N-C3S2	B1-04
C1B1-M0801N-CEA4	B1-06
C1B1-M0801N-CES4	B1-06
C1B1-M0801N-CPA3	B1-05
C1B1-M0801N-CPS3	B1-05
C1B1-M0801N-O3A2	B1-04
C1B1-M0801N-O3S2	B1-04
C1B1-M0801N-OEA4	B1-06
C1B1-M0801N-OES4	B1-06
C1B1-M0801N-OPA3	B1-05
C1B1-M0801N-OPS3	B1-05
C1B1-M0801P-C3A2	B1-04
C1B1-M0801P-C3S2	B1-04
C1B1-M0801P-CEA4	B1-06
C1B1-M0801P-CES4	B1-06
C1B1-M0801P-CPA3	B1-05
C1B1-M0801P-CPS3	B1-05
C1B1-M0801P-O3A2	B1-04
C1B1-M0801P-O3S2	B1-04
C1B1-M0801P-OEA4	B1-06
C1B1-M0801P-OES4	B1-06
C1B1-M0801P-OPA3	B1-05
C1B1-M0801P-OPS3	B1-05
C1B1-M1203N-C3A2	B1-07
C1B1-M1203N-CEA4	B1-08
C1B1-M1203N-O3A2	B1-07
C1B1-M1203N-OEA4	B1-08
C1B1-M1203P-C3A2	B1-07
C1B1-M1203P-CEA4	B1-08
C1B1-M1203P-O3A2	B1-07
C1B1-M1203P-OEA4	B1-08
C1B1-M1808N-C3A2	B1-09
C1B1-M1808N-CEA4	B1-10
C1B1-M1808N-O3A2	B1-09
C1B1-M1808N-OEA4	B1-10
C1B1-M1808N-S4A2	B1-09
C1B1-M1808N-SEA4	B1-10
C1B1-M1808P-C3A2	B1-09
C1B1-M1808P-CEA4	B1-10
C1B1-M1808P-O3A2	B1-09
C1B1-M1808P-OEA4	B1-10
C1B1-M1808P-S4A2	B1-09
C1B1-M1808P-SEA4	B1-10
C1B1-M3020N-C3A2	B1-11
C1B1-M3020N-CEA4	B1-12
C1B1-M3020N-CZA4	B1-13
C1B1-M3020N-O3A2	B1-11
C1B1-M3020N-OEA4	B1-12
C1B1-M3020N-OZA4	B1-13
C1B1-M3020N-S4A2	B1-11
C1B1-M3020N-SEA4	B1-12
C1B1-M3020N-SZA4	B1-13
C1B1-M3020P-C3A2	B1-11
C1B1-M3020P-CEA4	B1-12
C1B1-M3020P-CZA4	B1-13
C1B1-M3020P-O3A2	B1-11
C1B1-M3020P-OEA4	B1-12
C1B1-M3020P-OZA4	B1-13
C1B1-M3020P-S4A2	B1-11
C1B1-M3020P-SEA4	B1-12
C1B1-M3020P-SZA4	B1-13
C1B1-φ6.501N-C3A2	B1-01
C1B1-φ6.501N-C3S2	B1-01
C1B1-φ6.501N-CEA4	B1-03
C1B1-φ6.501N-CES4	B1-03
C1B1-φ6.501N-CPA3	B1-02
C1B1-φ6.501N-CPS3	B1-02
C1B1-φ6.501N-O3A2	B1-01
C1B1-φ6.501N-O3S2	B1-01
C1B1-φ6.501N-OEA4	B1-03
C1B1-φ6.501N-OES4	B1-03
C1B1-φ6.501N-OPA3	B1-02
C1B1-φ6.501N-OPS3	B1-02
C1B1-φ6.501P-C3A2	B1-01
C1B1-φ6.501P-C3S2	B1-01
C1B1-φ6.501P-CEA4	B1-03
C1B1-φ6.501P-CES4	B1-03
C1B1-φ6.501P-CPA3	B1-02
C1B1-φ6.501P-CPS3	B1-02
C1B1-φ6.501P-O3A2	B1-01
C1B1-φ6.501P-O3S2	B1-01
C1B1-φ6.501P-OEA4	B1-03
C1B1-φ6.501P-OES4	B1-03
C1B1-φ6.501P-OPA3	B1-02
C1B1-φ6.501P-OPS3	B1-02
C1B2-M0802N-C3A2	B1-04
C1B2-M0802N-C3S2	B1-04
C1B2-M0802N-CEA4	B1-06
C1B2-M0802N-CES4	B1-06
C1B2-M0802N-CPA3	B1-05
C1B2-M0802N-CPS3	B1-05
C1B2-M0802N-O3A2	B1-04
C1B2-M0802N-O3S2	B1-04
C1B2-M0802N-OEA4	B1-06
C1B2-M0802N-OES4	B1-06
C1B2-M0802N-OPA3	B1-05
C1B2-M0802N-OPS3	B1-05
C1B2-M0802P-C3A2	B1-04
C1B2-M0802P-C3S2	B1-04
C1B2-M0802P-CEA4	B1-06
C1B2-M0802P-CES4	B1-06
C1B2-M0802P-CPA3	B1-05
C1B2-M0802P-CPS3	B1-05
C1B2-M0802P-O3A2	B1-04
C1B2-M0802P-O3S2	B1-04
C1B2-M0802P-OEA4	B1-06
C1B2-M0802P-OES4	B1-06
C1B2-M0802P-OPA3	B1-05
C1B2-M0802P-OPS3	B1-05
C1B2-M1206N-C3A2	B1-07
C1B2-M1206N-CEA4	B1-08
C1B2-M1206N-O3A2	B1-07
C1B2-M1206N-OEA4	B1-08
C1B2-M1206P-C3A2	B1-07
C1B2-M1206P-CEA4	B1-08
C1B2-M1206P-O3A2	B1-07
C1B2-M1206P-OEA4	B1-08
C1B2-M1815N-C3A2	B1-09
C1B2-M1815N-CEA4	B1-10
C1B2-M1815N-O3A2	B1-09
C1B2-M1815N-OEA4	B1-10
C1B2-M1815N-S4A2	B1-09
C1B2-M1815N-SEA4	B1-10
C1B2-M1815P-C3A2	B1-09
C1B2-M1815P-CEA4	B1-10
C1B2-M1815P-O3A2	B1-09
C1B2-M1815P-OEA4	B1-10
C1B2-M1815P-S4A2	B1-09
C1B2-M1815P-SEA4	B1-10
C1B2-M3030N-C3A2	B1-11
C1B2-M3030N-CEA4	B1-12
C1B2-M3030N-CZA4	B1-13
C1B2-M3030N-O3A2	B1-11
C1B2-M3030N-OEA4	B1-12
C1B2-M3030N-OZA4	B1-13
C1B2-M3030N-S4A2	B1-11
C1B2-M3030N-SEA4	B1-12
C1B2-M3030N-SZA4	B1-13
C1B2-M3030P-C3A2	B1-11
C1B2-M3030P-CEA4	B1-12
C1B2-M3030P-CZA4	B1-13
C1B2-M3030P-O3A2	B1-11
C1B2-M3030P-OEA4	B1-12
C1B2-M3030P-OZA4	B1-13
C1B2-M3030P-S4A2	B1-11
C1B2-M3030P-SEA4	B1-12
C1B2-M3030P-SZA4	B1-13
C1B2-φ6.502N-C3A2	B1-01
C1B2-φ6.502N-C3S2	B1-01
C1B2-φ6.502N-CEA4	B1-03
C1B2-φ6.502N-CES4	B1-03
C1B2-φ6.502N-CPA3	B1-02
C1B2-φ6.502N-CPS3	B1-02
C1B2-φ6.502N-O3A2	B1-01
C1B2-φ6.502N-O3S2	B1-01
C1B2-φ6.502N-OEA4	B1-03
C1B2-φ6.502N-OES4	B1-03
C1B2-φ6.502N-OPA3	B1-02
C1B2-φ6.502N-OPS3	B1-02
C1B2-φ6.502P-C3A2	B1-01
C1B2-φ6.502P-C3S2	B1-01
C1B2-φ6.502P-CEA4	B1-03
C1B2-φ6.502P-CES4	B1-03
C1B2-φ6.502P-CPA3	B1-02
C1B2-φ6.502P-CPS3	B1-02
C1B2-φ6.502P-O3A2	B1-01
C1B2-φ6.502P-O3S2	B1-01
C1B2-φ6.502P-OEA4	B1-03
C1B2-φ6.502P-OES4	B1-03
C1B2-φ6.502P-OPA3	B1-02
C1B2-φ6.502P-OPS3	B1-02
C1P1-M1203N-C3A2	B1-07
C1P1-M1203N-CEA4	B1-08
C1P1-M1203N-O3A2	B1-07
C1P1-M1203N-OEA4	B1-08
C1P1-M1203P-C3A2	B1-07
C1P1-M1203P-CEA4	B1-08
C1P1-M1203P-O3A2	B1-07
C1P1-M1203P-OEA4	B1-08
C1P1-M1808N-C3A2	B1-09
C1P1-M1808N-CEA4	B1-10
C1P1-M1808N-O3A2	B1-09
C1P1-M1808N-OEA4	B1-10
C1P1-M1808N-S4A2	B1-09
C1P1-M1808N-SEA4	B1-10
C1P1-M1808P-C3A2	B1-09
C1P1-M1808P-CEA4	B1-10
C1P1-M1808P-O3A2	B1-09
C1P1-M1808P-OEA4	B1-10
C1P1-M1808P-S4A2	B1-09
C1P1-M1808P-SEA4	B1-10
C1P1-M3020N-C3A2	B1-11
C1P1-M3020N-CEA4	B1-12
C1P1-M3020N-CZA4	B1-13
C1P1-M3020N-O3A2	B1-11
C1P1-M3020N-OEA4	B1-12
C1P1-M3020N-OZA4	B1-13
C1P1-M3020N-S4A2	B1-11
C1P1-M3020N-SEA4	B1-12
C1P1-M3020N-SZA4	B1-13

INDEX BY PART NUMBER

Part Number	Page
C1P1-M3020P-C3A2	B1-11
C1P1-M3020P-CEA4	B1-12
C1P1-M3020P-CZA4	B1-13
C1P1-M3020P-O3A2	B1-11
C1P1-M3020P-OEA4	B1-12
C1P1-M3020P-OZA4	B1-13
C1P1-M3020P-S4A2	B1-11
C1P1-M3020P-SEA4	B1-12
C1P1-M3020P-SZA4	B1-13
C1P1-Q3006N-C3A2	B1-16
C1P1-Q3006N-O3A2	B1-16
C1P1-Q3006P-C3A2	B1-16
C1P1-Q3006P-O3A2	B1-16
C1P1-Q3010N-C3A2	B1-16
C1P1-Q3010N-O3A2	B1-16
C1P1-Q3010P-C3A2	B1-16
C1P1-Q3010P-O3A2	B1-16
C1P1-Q4015N-C3A2	B1-17
C1P1-Q4015N-O3A2	B1-17
C1P1-Q4015P-C3A2	B1-17
C1P1-Q4015P-O3A2	B1-17
C1P1-φ3425N-C3A2	B1-14
C1P1-φ3425N-CEA4	B1-14
C1P1-φ3425N-CZA4	B1-15
C1P1-φ3425N-O3A2	B1-14
C1P1-φ3425N-OEA4	B1-14
C1P1-φ3425N-OZA4	B1-15
C1P1-φ3425N-S4A2	B1-14
C1P1-φ3425N-SEA4	B1-14
C1P1-φ3425N-SZA4	B1-15
C1P1-φ3425P-C3A2	B1-14
C1P1-φ3425P-CEA4	B1-14
C1P1-φ3425P-CZA4	B1-15
C1P1-φ3425P-O3A2	B1-14
C1P1-φ3425P-OEA4	B1-14
C1P1-φ3425P-OZA4	B1-15
C1P1-φ3425P-S4A2	B1-14
C1P1-φ3425P-SEA4	B1-14
C1P1-φ3425P-SZA4	B1-15
C1P2-M1206N-C3A2	B1-07
C1P2-M1206N-CEA4	B1-08
C1P2-M1206N-O3A2	B1-07
C1P2-M1206N-OEA4	B1-08
C1P2-M1206P-C3A2	B1-07
C1P2-M1206P-CEA4	B1-08
C1P2-M1206P-O3A2	B1-07
C1P2-M1206P-OEA4	B1-08
C1P2-M1815N-C3A2	B1-09
C1P2-M1815N-CEA4	B1-10
C1P2-M1815N-O3A2	B1-09
C1P2-M1815N-OEA4	B1-10
C1P2-M1815N-S4A2	B1-09
C1P2-M1815N-SEA4	B1-10
C1P2-M1815P-C3A2	B1-09
C1P2-M1815P-CEA4	B1-10
C1P2-M1815P-O3A2	B1-09
C1P2-M1815P-OEA4	B1-10
C1P2-M1815P-S4A2	B1-09
C1P2-M1815P-SEA4	B1-10
C1P2-M3030N-C3A2	B1-11
C1P2-M3030N-CEA4	B1-12
C1P2-M3030N-CZA4	B1-13
C1P2-M3030N-O3A2	B1-11
C1P2-M3030N-OEA4	B1-12
C1P2-M3030N-OZA4	B1-13
C1P2-M3030N-S4A2	B1-11
C1P2-M3030N-SEA4	B1-12
C1P2-M3030N-SZA4	B1-13
C1P2-M3030P-C3A2	B1-11
C1P2-M3030P-CEA4	B1-12
C1P2-M3030P-CZA4	B1-13
C1P2-M3030P-O3A2	B1-11
C1P2-M3030P-OEA4	B1-12
C1P2-M3030P-OZA4	B1-13
C1P2-M3030P-S4A2	B1-11
C1P2-M3030P-SEA4	B1-12
C1P2-M3030P-SZA4	B1-13
C1P2-Q3010N-C3A2	B1-16
C1P2-Q3010N-O3A2	B1-16
C1P2-Q3010P-C3A2	B1-16
C1P2-Q3010P-O3A2	B1-16
C1P2-Q3015N-C3A2	B1-16
C1P2-Q3015N-O3A2	B1-16
C1P2-Q3015P-C3A2	B1-16
C1P2-Q3015P-O3A2	B1-16
C1P2-Q4020N-C3A2	B1-17
C1P2-Q4020N-O3A2	B1-17
C1P2-Q4020P-C3A2	B1-17
C1P2-Q4020P-O3A2	B1-17
C1P2-φ3435N-C3A2	B1-14
C1P2-φ3435N-CEA4	B1-14
C1P2-φ3435N-CZA4	B1-15
C1P2-φ3435N-O3A2	B1-14
C1P2-φ3435N-OEA4	B1-14
C1P2-φ3435N-OZA4	B1-15
C1P2-φ3435N-S4A2	B1-14
C1P2-φ3435N-SEA4	B1-14
C1P2-φ3435N-SZA4	B1-15
C1P2-φ3435P-C3A2	B1-14
C1P2-φ3435P-CEA4	B1-14
C1P2-φ3435P-CZA4	B1-15
C1P2-φ3435P-O3A2	B1-14
C1P2-φ3435P-OEA4	B1-14
C1P2-φ3435P-OZA4	B1-15
C1P2-φ3435P-S4A2	B1-14
C1P2-φ3435P-SEA4	B1-14
C1P2-φ3435P-SZA4	B1-15
C7B1-M1808A-C3B2	B2-01
C7B1-M1808A-CMB3	B2-02
C7B1-M1808A-O3B2	B2-01
C7B1-M1808A-OMB3	B2-02
C7B1-M3020A-C3B2	B2-03
C7B1-M3020A-C3B2	B2-03
C7B1-M3020A-CMB3	B2-04
C7B1-M3020A-CMB3	B2-04
C7B1-M3020A-CZB3	B2-05
C7B1-M3020A-CZB3	B2-05
C7B1-M3020A-O3B2	B2-03
C7B1-M3020A-O3B2	B2-03
C7B1-M3020A-OMB3	B2-04
C7B1-M3020A-OMB3	B2-04
C7B1-M3020A-OZB3	B2-05
C7B1-M3020A-OZB3	B2-05
C7B2-M1815A-C3B2	B2-01
C7B2-M1815A-CMB3	B2-02
C7B2-M1815A-O3B2	B2-01
C7B2-M1815A-OMB3	B2-02
C7B2-M3030A-C3B2	B2-03
C7B2-M3030A-C3B2	B2-03
C7B2-M3030A-CMB3	B2-04
C7B2-M3030A-CMB3	B2-04
C7B2-M3030A-CZB3	B2-05
C7B2-M3030A-CZB3	B2-05
C7B2-M3030A-O3B2	B2-03
C7B2-M3030A-O3B2	B2-03
C7B2-M3030A-OMB3	B2-04
C7B2-M3030A-OMB3	B2-04
C7B2-M3030A-OZB3	B2-05
C7B2-M3030A-OZB3	B2-05
C7P1-M1808A-C2B2	B2-01
C7P1-M1808A-CMB3	B2-02
C7P1-M1808A-O2B2	B2-01
C7P1-M1808A-OMB3	B2-02
C7P1-M3020A-C2B2	B2-03
C7P1-M3020A-C2B2	B2-03
C7P1-M3020A-CMB3	B2-04
C7P1-M3020A-CMB3	B2-04
C7P1-M3020A-CZB2	B2-05
C7P1-M3020A-CZB2	B2-05
C7P1-M3020A-O2B2	B2-03
C7P1-M3020A-O2B2	B2-03
C7P1-M3020A-OMB3	B2-04
C7P1-M3020A-OMB3	B2-04
C7P1-M3020A-OZB2	B2-05
C7P1-M3020A-OZB2	B2-05
C7P1-φ3425A-C2B2	B2-06
C7P1-φ3425A-C2B2	B2-06
C7P1-φ3425A-C2B2	B2-06
C7P1-φ3425A-CMB3	B2-06
C7P1-φ3425A-CMB3	B2-06
C7P1-φ3425A-CMB3	B2-06
C7P1-φ3425A-CZB2	B2-07
C7P1-φ3425A-CZB2	B2-07
C7P1-φ3425A-CZB2	B2-07
C7P1-φ3425A-O2B2	B2-06
C7P1-φ3425A-O2B2	B2-06
C7P1-φ3425A-O2B2	B2-06
C7P1-φ3425A-OMB3	B2-06
C7P1-φ3425A-OMB3	B2-06
C7P1-φ3425A-OMB3	B2-06
C7P1-φ3425A-OZB2	B2-07
C7P1-φ3425A-OZB2	B2-07
C7P1-φ3425A-OZB2	B2-07
C7P2-M1815A-C2B2	B2-01
C7P2-M1815A-CMB3	B2-02
C7P2-M1815A-O2B2	B2-01
C7P2-M1815A-OMB3	B2-02
C7P2-M3030A-C2B2	B2-03
C7P2-M3030A-C2B2	B2-03
C7P2-M3030A-CMB3	B2-04
C7P2-M3030A-CMB3	B2-04
C7P2-M3030A-CZB2	B2-05
C7P2-M3030A-CZB2	B2-05
C7P2-M3030A-O2B2	B2-03
C7P2-M3030A-O2B2	B2-03
C7P2-M3030A-OMB3	B2-04
C7P2-M3030A-OMB3	B2-04
C7P2-M3030A-OZB2	B2-05
C7P2-M3030A-OZB2	B2-05
C7P2-φ3435A-C2B2	B2-06
C7P2-φ3435A-C2B2	B2-06
C7P2-φ3435A-C2B2	B2-06
C7P2-φ3435A-CMB3	B2-06
C7P2-φ3435A-CMB3	B2-06
C7P2-φ3435A-CMB3	B2-06
C7P2-φ3435A-CZB2	B2-07
C7P2-φ3435A-CZB2	B2-07
C7P2-φ3435A-CZB2	B2-07
C7P2-φ3435A-O2B2	B2-06
C7P2-φ3435A-O2B2	B2-06
C7P2-φ3435A-O2B2	B2-06

INDEX BY PART NUMBER

Part Number	Page
C7P2-φ3435A-OMB3	B2-06
C7P2-φ3435A-OMB3	B2-06
C7P2-φ3435A-OMB3	B2-06
C7P2-φ3435A-OZB2	B2-07
C7P2-φ3435A-OZB2	B2-07
C7P2-φ3435A-OZB2	B2-07
C8B1-M1808U-C3B2	B2-08
C8B1-M1808U-CMB3	B2-09
C8B1-M1808U-O3B2	B2-08
C8B1-M1808U-OMB3	B2-09
C8B1-M3020U-C3B2	B2-10
C8B1-M3020U-CMB3	B2-11
C8B1-M3020U-CZB3	B2-12
C8B1-M3020U-O3B2	B2-10
C8B1-M3020U-OMB3	B2-11
C8B1-M3020U-OZB3	B2-12
C8B2-M1815U-C3B2	B2-08
C8B2-M1815U-CMB3	B2-09
C8B2-M1815U-O3B2	B2-08
C8B2-M1815U-OMB3	B2-09
C8B2-M3030U-C3B2	B2-10
C8B2-M3030U-CMB3	B2-11
C8B2-M3030U-CZB3	B2-12
C8B2-M3030U-O3B2	B2-10
C8B2-M3030U-OMB3	B2-11
C8B2-M3030U-OZB3	B2-12
C8P1-M1808U-C2B2	B2-08
C8P1-M1808U-CMB3	B2-09
C8P1-M1808U-O2B2	B2-08
C8P1-M1808U-OMB3	B2-09
C8P1-M3020U-C2B2	B2-10
C8P1-M3020U-CMB3	B2-11
C8P1-M3020U-CZB2	B2-12
C8P1-M3020U-O2B2	B2-10
C8P1-M3020U-OMB3	B2-11
C8P1-M3020U-OZB2	B2-12
C8P1-φ3425A-CZB2	B2-14
C8P1-φ3425A-OZB2	B2-14
C8P1-φ3425U-C2B2	B2-13
C8P1-φ3425U-CMB3	B2-13
C8P1-φ3425U-O2B2	B2-13
C8P1-φ3425U-OMB3	B2-13
C8P2-M1815U-C2B2	B2-08
C8P2-M1815U-CMB3	B2-09
C8P2-M1815U-O2B2	B2-08
C8P2-M1815U-OMB3	B2-09
C8P2-M3030U-C2B2	B2-10
C8P2-M3030U-CMB3	B2-11
C8P2-M3030U-CZB2	B2-12
C8P2-M3030U-O2B2	B2-10
C8P2-M3030U-OMB3	B2-11
C8P2-M3030U-OZB2	B2-12
C8P2-φ3435A-CZB2	B2-14
C8P2-φ3435A-OZB2	B2-14
C8P2-φ3435U-C2B2	B2-13
C8P2-φ3435U-CMB3	B2-13
C8P2-φ3435U-O2B2	B2-13
C8P2-φ3435U-OMB3	B2-13
D1B1-M0802N-C3A2	A2-13
D1B1-M0802N-CEA4	A2-14
D1B1-M0802N-CPA3	A2-13
D1B1-M0802N-O3A2	A2-13
D1B1-M0802N-OEA4	A2-14
D1B1-M0802N-OPA3	A2-13
D1B1-M0802P-C3A2	A2-13
D1B1-M0802P-CEA4	A2-14
D1B1-M0802P-CPA3	A2-13
D1B1-M0802P-O3A2	A2-13
D1B1-M0802P-OEA4	A2-14
D1B1-M0802P-OPA3	A2-13
D1B1-M0803N-C3A2	A2-14
D1B1-M0803N-CEA4	A2-15
D1B1-M0803N-CPA3	A2-15
D1B1-M0803N-O3A2	A2-14
D1B1-M0803N-OEA4	A2-15
D1B1-M0803N-OPA3	A2-15
D1B1-M0803P-C3A2	A2-14
D1B1-M0803P-CEA4	A2-15
D1B1-M0803P-CPA3	A2-15
D1B1-M0803P-O3A2	A2-14
D1B1-M0803P-OEA4	A2-15
D1B1-M0803P-OPA3	A2-15
D1B1-M1202N-C3A2	A2-21
D1B1-M1202N-C3S2	A2-21
D1B1-M1202N-CEA4	A2-22
D1B1-M1202N-CES4	A2-22
D1B1-M1202N-O3A2	A2-21
D1B1-M1202N-O3S2	A2-21
D1B1-M1202N-OEA4	A2-22
D1B1-M1202N-OES4	A2-22
D1B1-M1202N-S4A2	A2-21
D1B1-M1202N-SEA4	A2-22
D1B1-M1202P-C3A2	A2-21
D1B1-M1202P-C3S2	A2-21
D1B1-M1202P-CEA4	A2-22
D1B1-M1202P-CES4	A2-22
D1B1-M1202P-O3A2	A2-21
D1B1-M1202P-O3S2	A2-21
D1B1-M1202P-OEA4	A2-22
D1B1-M1202P-OES4	A2-22
D1B1-M1202P-S4A2	A2-21
D1B1-M1202P-SEA4	A2-22
D1B1-M1204N-C3A2	A2-23
D1B1-M1204N-C3S2	A2-23
D1B1-M1204N-CEA4	A2-24
D1B1-M1204N-CES4	A2-24
D1B1-M1204N-O3A2	A2-23
D1B1-M1204N-O3S2	A2-23
D1B1-M1204N-OEA4	A2-24
D1B1-M1204N-OES4	A2-24
D1B1-M1204N-S4A2	A2-23
D1B1-M1204N-SEA4	A2-24
D1B1-M1204P-C3A2	A2-23
D1B1-M1204P-C3S2	A2-23
D1B1-M1204P-CEA4	A2-24
D1B1-M1204P-CES4	A2-24
D1B1-M1204P-O3A2	A2-23
D1B1-M1204P-O3S2	A2-23
D1B1-M1204P-OEA4	A2-24
D1B1-M1204P-OES4	A2-24
D1B1-M1204P-S4A2	A2-23
D1B1-M1204P-SEA4	A2-24
D1B1-M1206N-C3A2	A2-25
D1B1-M1206N-C3S2	A2-25
D1B1-M1206N-CEA4	A2-26
D1B1-M1206N-CES4	A2-26
D1B1-M1206N-O3A2	A2-25
D1B1-M1206N-O3S2	A2-25
D1B1-M1206N-OEA4	A2-26
D1B1-M1206N-OES4	A2-26
D1B1-M1206P-C3A2	A2-25
D1B1-M1206P-C3S2	A2-25
D1B1-M1206P-CEA4	A2-26
D1B1-M1206P-CES4	A2-26
D1B1-M1206P-O3A2	A2-25
D1B1-M1206P-O3S2	A2-25
D1B1-M1206P-OEA4	A2-26
D1B1-M1206P-OES4	A2-26
D1B1-M1805N-C3A2	A2-27
D1B1-M1805N-C3S2	A2-27
D1B1-M1805N-CEA4	A2-28
D1B1-M1805N-CES4	A2-28
D1B1-M1805N-CZA4	A2-29
D1B1-M1805N-O3A2	A2-27
D1B1-M1805N-O3S2	A2-27
D1B1-M1805N-OEA4	A2-28
D1B1-M1805N-OES4	A2-28
D1B1-M1805N-OZA4	A2-29
D1B1-M1805N-S4A2	A2-27
D1B1-M1805N-S4S2	A2-27
D1B1-M1805N-SEA4	A2-28
D1B1-M1805N-SES4	A2-28
D1B1-M1805N-SZA4	A2-29
D1B1-M1805P-C3A2	A2-27
D1B1-M1805P-C3S2	A2-27
D1B1-M1805P-CEA4	A2-28
D1B1-M1805P-CES4	A2-28
D1B1-M1805P-CZA4	A2-29
D1B1-M1805P-O3A2	A2-27
D1B1-M1805P-O3S2	A2-27
D1B1-M1805P-OEA4	A2-28
D1B1-M1805P-OES4	A2-28
D1B1-M1805P-OZA4	A2-29
D1B1-M1805P-S4A2	A2-27
D1B1-M1805P-S4S2	A2-27
D1B1-M1805P-SEA4	A2-28
D1B1-M1805P-SES4	A2-28
D1B1-M1805P-SZA4	A2-29
D1B1-M1808N-C3A2	A2-29
D1B1-M1808N-C3S2	A2-30
D1B1-M1808N-CEA4	A2-30
D1B1-M1808N-CES4	A2-31
D1B1-M1808N-CZA4	A2-31
D1B1-M1808N-O3A2	A2-29
D1B1-M1808N-O3S2	A2-30
D1B1-M1808N-OEA4	A2-30
D1B1-M1808N-OES4	A2-31
D1B1-M1808N-OZA4	A2-31
D1B1-M1808N-S4A2	A2-29
D1B1-M1808N-S4S2	A2-30
D1B1-M1808N-SEA4	A2-30
D1B1-M1808N-SES4	A2-31
D1B1-M1808N-SZA4	A2-31
D1B1-M1808P-C3A2	A2-29
D1B1-M1808P-C3S2	A2-30
D1B1-M1808P-CEA4	A2-30
D1B1-M1808P-CES4	A2-31
D1B1-M1808P-CZA4	A2-31
D1B1-M1808P-O3A2	A2-29
D1B1-M1808P-O3S2	A2-30
D1B1-M1808P-OEA4	A2-30
D1B1-M1808P-OES4	A2-31
D1B1-M1808P-OZA4	A2-31
D1B1-M1808P-S4A2	A2-29
D1B1-M1808P-S4S2	A2-30
D1B1-M1808P-SEA4	A2-30
D1B1-M1808P-SES4	A2-31
D1B1-M1808P-SZA4	A2-31
D1B1-M1812N-C3A2	A2-32
D1B1-M1812N-C3S2	A2-32
D1B1-M1812N-CEA4	A2-33

INDEX BY PART NUMBER

Part Number	Page
D1B1-M1812N-CES4	A2-33
D1B1-M1812N-CZA4	A2-34
D1B1-M1812N-O3A2	A2-32
D1B1-M1812N-O3S2	A2-32
D1B1-M1812N-OEA4	A2-33
D1B1-M1812N-OES4	A2-33
D1B1-M1812N-OZA4	A2-34
D1B1-M1812P-C3A2	A2-32
D1B1-M1812P-C3S2	A2-32
D1B1-M1812P-CEA4	A2-33
D1B1-M1812P-CES4	A2-33
D1B1-M1812P-O3A2	A2-32
D1B1-M1812P-O3S2	A2-32
D1B1-M1812P-OEA4	A2-33
D1B1-M1812P-OES4	A2-33
D1B1-M1820P-CZA4	A2-34
D1B1-M1820P-SZA4	A2-34
D1B1-M3010N-C3A2	A2-35
D1B1-M3010N-C3S2	A2-35
D1B1-M3010N-CEA4	A2-36
D1B1-M3010N-CES4	A2-36
D1B1-M3010N-O3A2	A2-35
D1B1-M3010N-O3S2	A2-35
D1B1-M3010N-OEA4	A2-36
D1B1-M3010N-OES4	A2-36
D1B1-M3010N-S4A2	A2-35
D1B1-M3010N-S4S2	A2-35
D1B1-M3010N-SEA4	A2-36
D1B1-M3010N-SES4	A2-36
D1B1-M3010P-C3A2	A2-35
D1B1-M3010P-C3S2	A2-35
D1B1-M3010P-CEA4	A2-36
D1B1-M3010P-CES4	A2-36
D1B1-M3010P-O3A2	A2-35
D1B1-M3010P-O3S2	A2-35
D1B1-M3010P-OEA4	A2-36
D1B1-M3010P-OES4	A2-36
D1B1-M3010P-S4A2	A2-35
D1B1-M3010P-S4S2	A2-35
D1B1-M3010P-SEA4	A2-36
D1B1-M3010P-SES4	A2-36
D1B1-M3016N-C3A2	A2-37
D1B1-M3016N-C3S2	A2-37
D1B1-M3016N-CEA4	A2-38
D1B1-M3016N-CES4	A2-38
D1B1-M3016N-O3A2	A2-37
D1B1-M3016N-O3S2	A2-37
D1B1-M3016N-OEA4	A2-38
D1B1-M3016N-OES4	A2-38
D1B1-M3016N-S4A2	A2-37
D1B1-M3016N-S4S2	A2-37
D1B1-M3016N-SEA4	A2-38
D1B1-M3016N-SES4	A2-38
D1B1-M3016P-C3A2	A2-37
D1B1-M3016P-C3S2	A2-37
D1B1-M3016P-CEA4	A2-38
D1B1-M3016P-CES4	A2-38
D1B1-M3016P-O3A2	A2-37
D1B1-M3016P-O3S2	A2-37
D1B1-M3016P-OEA4	A2-38
D1B1-M3016P-OES4	A2-38
D1B1-M3016P-S4A2	A2-37
D1B1-M3016P-S4S2	A2-37
D1B1-M3016P-SEA4	A2-38
D1B1-M3016P-SES4	A2-38
D1B1-M3022N-C3A2	A2-39
D1B1-M3022N-C3S2	A2-39
D1B1-M3022N-CEA4	A2-40
D1B1-M3022N-CES4	A2-40
D1B1-M3022N-O3A2	A2-39
D1B1-M3022N-O3S2	A2-39
D1B1-M3022N-OEA4	A2-40
D1B1-M3022N-OES4	A2-40
D1B1-M3022P-C3A2	A2-39
D1B1-M3022P-C3S2	A2-39
D1B1-M3022P-CEA4	A2-40
D1B1-M3022P-CES4	A2-40
D1B1-M3022P-O3A2	A2-39
D1B1-M3022P-O3S2	A2-39
D1B1-M3022P-OEA4	A2-40
D1B1-M3022P-OES4	A2-40
D1B1-Q550.8N-C3A2	A1-11
D1B1-Q550.8N-O3A2	A1-11
D1B1-Q550.8P-C3A2	A1-11
D1B1-Q550.8P-O3A2	A1-11
D1B1-Q5501N-C3A2	A1-11
D1B1-Q5501N-O3A2	A1-11
D1B1-Q5501P-C3A2	A1-11
D1B1-Q5501P-O3A2	A1-11
D1B1-Q551.5N-C3A2	A1-12
D1B1-Q551.5N-O3A2	A1-12
D1B1-Q551.5P-C3A2	A1-12
D1B1-Q551.5P-O3A2	A1-12
D1B1-Q8801N-C3A2	A2-16
D1B1-Q8801N-C3S2	A2-17
D1B1-Q8801N-CPA3	A2-16
D1B1-Q8801N-O3A2	A2-16
D1B1-Q8801N-O3S2	A2-17
D1B1-Q8801N-OPA3	A2-16
D1B1-Q8801P-C3A2	A2-16
D1B1-Q8801P-C3S2	A2-17
D1B1-Q8801P-O3A2	A2-16
D1B1-Q8801P-O3S2	A2-17
D1B1-Q8801P-OPA3	A2-16
D1B1-Q8801P-OPA3	A2-16
D1B1-Q8802N-C3A2	A2-18
D1B1-Q8802N-C3S2	A2-18
D1B1-Q8802N-CPA3	A2-17
D1B1-Q8802N-O3A2	A2-18
D1B1-Q8802N-O3S2	A2-18
D1B1-Q8802N-OPA3	A2-17
D1B1-Q8802P-C3A2	A2-18
D1B1-Q8802P-C3S2	A2-18
D1B1-Q8802P-CPA3	A2-17
D1B1-Q8802P-O3A2	A2-18
D1B1-Q8802P-O3S2	A2-18
D1B1-Q8802P-OPA3	A2-17
D1B1-Q8803N-C3A2	A2-19
D1B1-Q8803N-C3S2	A2-20
D1B1-Q8803N-CPA3	A2-19
D1B1-Q8803N-O3A2	A2-19
D1B1-Q8803N-O3S2	A2-20
D1B1-Q8803N-OPA3	A2-19
D1B1-Q8803P-C3A2	A2-19
D1B1-Q8803P-C3S2	A2-20
D1B1-Q8803P-CPA3	A2-19
D1B1-Q8803P-O3A2	A2-19
D1B1-Q8803P-O3S2	A2-20
D1B1-Q8803P-OPA3	A2-19
D1B2-M0804N-C3A2	A2-13
D1B2-M0804N-CEA4	A2-14
D1B2-M0804N-CPA3	A2-13
D1B2-M0804N-O3A2	A2-13
D1B2-M0804N-OEA4	A2-14
D1B2-M0804N-OPA3	A2-13
D1B2-M0804P-C3A2	A2-13
D1B2-M0804P-CEA4	A2-14
D1B2-M0804P-CPA3	A2-13
D1B2-M0804P-O3A2	A2-13
D1B2-M0804P-OEA4	A2-14
D1B2-M0804P-OPA3	A2-13
D1B2-M0806N-C3A2	A2-14
D1B2-M0806N-CEA4	A2-15
D1B2-M0806N-CPA3	A2-15
D1B2-M0806N-O3A2	A2-14
D1B2-M0806N-OEA4	A2-15
D1B2-M0806N-OPA3	A2-15
D1B2-M0806P-C3A2	A2-14
D1B2-M0806P-CEA4	A2-15
D1B2-M0806P-CPA3	A2-15
D1B2-M0806P-O3A2	A2-14
D1B2-M0806P-OEA4	A2-15
D1B2-M0806P-OPA3	A2-15
D1B2-M1204N-C3A2	A2-21
D1B2-M1204N-C3S2	A2-21
D1B2-M1204N-CEA4	A2-22
D1B2-M1204N-CES4	A2-22
D1B2-M1204N-O3A2	A2-21
D1B2-M1204N-O3S2	A2-21
D1B2-M1204N-OEA4	A2-22
D1B2-M1204N-OES4	A2-22
D1B2-M1204N-S4A2	A2-21
D1B2-M1204N-SEA4	A2-22
D1B2-M1204P-C3A2	A2-21
D1B2-M1204P-C3S2	A2-21
D1B2-M1204P-CEA4	A2-22
D1B2-M1204P-CES4	A2-22
D1B2-M1204P-O3A2	A2-21
D1B2-M1204P-O3S2	A2-21
D1B2-M1204P-OEA4	A2-22
D1B2-M1204P-OES4	A2-22
D1B2-M1204P-S4A2	A2-21
D1B2-M1204P-SEA4	A2-22
D1B2-M1208N-C3A2	A2-23
D1B2-M1208N-C3S2	A2-23
D1B2-M1208N-CEA4	A2-24
D1B2-M1208N-CES4	A2-24
D1B2-M1208N-O3A2	A2-23
D1B2-M1208N-O3S2	A2-23
D1B2-M1208N-OEA4	A2-24
D1B2-M1208N-OES4	A2-24
D1B2-M1208N-S4A2	A2-23
D1B2-M1208N-SEA4	A2-24
D1B2-M1208P-C3A2	A2-23
D1B2-M1208P-C3S2	A2-23
D1B2-M1208P-CEA4	A2-24
D1B2-M1208P-CES4	A2-24
D1B2-M1208P-O3A2	A2-23
D1B2-M1208P-O3S2	A2-23
D1B2-M1208P-OEA4	A2-24
D1B2-M1208P-OES4	A2-24
D1B2-M1208P-S4A2	A2-23
D1B2-M1208P-SEA4	A2-24
D1B2-M1210N-C3A2	A2-25
D1B2-M1210N-C3S2	A2-25
D1B2-M1210N-CEA4	A2-26
D1B2-M1210N-CES4	A2-26
D1B2-M1210N-O3A2	A2-25
D1B2-M1210N-O3S2	A2-25
D1B2-M1210N-OEA4	A2-26
D1B2-M1210N-OES4	A2-26

INDEX BY PART NUMBER

Part Number	Page
D1B2-M1210P-C3A2	A2-25
D1B2-M1210P-C3S2	A2-25
D1B2-M1210P-CEA4	A2-26
D1B2-M1210P-CES4	A2-26
D1B2-M1210P-O3A2	A2-25
D1B2-M1210P-O3S2	A2-25
D1B2-M1210P-OEA4	A2-26
D1B2-M1210P-OES4	A2-26
D1B2-M1808N-C3A2	A2-27
D1B2-M1808N-C3S2	A2-27
D1B2-M1808N-CEA4	A2-28
D1B2-M1808N-CES4	A2-28
D1B2-M1808N-CZA4	A2-29
D1B2-M1808N-O3A2	A2-27
D1B2-M1808N-O3S2	A2-27
D1B2-M1808N-OEA4	A2-28
D1B2-M1808N-OES4	A2-28
D1B2-M1808N-OZA4	A2-29
D1B2-M1808N-S4A2	A2-27
D1B2-M1808N-S4S2	A2-27
D1B2-M1808N-SEA4	A2-28
D1B2-M1808N-SES4	A2-28
D1B2-M1808N-SZA4	A2-29
D1B2-M1808P-C3A2	A2-27
D1B2-M1808P-C3S2	A2-27
D1B2-M1808P-CEA4	A2-28
D1B2-M1808P-CES4	A2-28
D1B2-M1808P-CZA4	A2-29
D1B2-M1808P-O3A2	A2-27
D1B2-M1808P-O3S2	A2-27
D1B2-M1808P-OEA4	A2-28
D1B2-M1808P-OES4	A2-28
D1B2-M1808P-OZA4	A2-29
D1B2-M1808P-S4A2	A2-27
D1B2-M1808P-S4S2	A2-27
D1B2-M1808P-SEA4	A2-28
D1B2-M1808P-SES4	A2-28
D1B2-M1808P-SZA4	A2-29
D1B2-M1816N-C3A2	A2-29
D1B2-M1816N-C3S2	A2-30
D1B2-M1816N-CEA4	A2-30
D1B2-M1816N-CES4	A2-31
D1B2-M1816N-CZA4	A2-31
D1B2-M1816N-O3A2	A2-29
D1B2-M1816N-O3S2	A2-30
D1B2-M1816N-OEA4	A2-30
D1B2-M1816N-OES4	A2-31
D1B2-M1816N-OZA4	A2-31
D1B2-M1816N-S4A2	A2-29
D1B2-M1816N-S4S2	A2-30
D1B2-M1816N-SEA4	A2-30
D1B2-M1816N-SES4	A2-31
D1B2-M1816N-SZA4	A2-31
D1B2-M1816P-C3A2	A2-29
D1B2-M1816P-C3S2	A2-30
D1B2-M1816P-CEA4	A2-30
D1B2-M1816P-CES4	A2-31
D1B2-M1816P-CZA4	A2-31
D1B2-M1816P-O3A2	A2-29
D1B2-M1816P-O3S2	A2-30
D1B2-M1816P-OEA4	A2-30
D1B2-M1816P-OES4	A2-31
D1B2-M1816P-OZA4	A2-31
D1B2-M1816P-S4A2	A2-29
D1B2-M1816P-S4S2	A2-30
D1B2-M1816P-SEA4	A2-30
D1B2-M1816P-SES4	A2-31
D1B2-M1816P-SZA4	A2-31
D1B2-M1820N-C3A2	A2-32
D1B2-M1820N-C3S2	A2-32
D1B2-M1820N-CEA4	A2-33
D1B2-M1820N-CES4	A2-33
D1B2-M1820N-O3A2	A2-32
D1B2-M1820N-O3S2	A2-32
D1B2-M1820N-OEA4	A2-33
D1B2-M1820N-OES4	A2-33
D1B2-M1820P-C3A2	A2-32
D1B2-M1820P-C3S2	A2-32
D1B2-M1820P-CEA4	A2-33
D1B2-M1820P-CES4	A2-33
D1B2-M1820P-O3A2	A2-32
D1B2-M1820P-O3S2	A2-32
D1B2-M1820P-OEA4	A2-33
D1B2-M1820P-OES4	A2-33
D1B2-M3015N-C3A2	A2-35
D1B2-M3015N-C3S2	A2-35
D1B2-M3015N-CEA4	A2-36
D1B2-M3015N-CES4	A2-36
D1B2-M3015N-O3A2	A2-35
D1B2-M3015N-O3S2	A2-35
D1B2-M3015N-OEA4	A2-36
D1B2-M3015N-OES4	A2-36
D1B2-M3015N-S4A2	A2-35
D1B2-M3015N-S4S2	A2-35
D1B2-M3015N-SEA4	A2-36
D1B2-M3015N-SES4	A2-36
D1B2-M3015P-C3A2	A2-35
D1B2-M3015P-C3S2	A2-35
D1B2-M3015P-CEA4	A2-36
D1B2-M3015P-CES4	A2-36
D1B2-M3015P-O3A2	A2-35
D1B2-M3015P-O3S2	A2-35
D1B2-M3015P-OEA4	A2-36
D1B2-M3015P-OES4	A2-36
D1B2-M3015P-S4A2	A2-35
D1B2-M3015P-S4S2	A2-35
D1B2-M3015P-SEA4	A2-36
D1B2-M3015P-SES4	A2-36
D1B2-M3025N-C3A2	A2-37
D1B2-M3025N-C3S2	A2-37
D1B2-M3025N-CEA4	A2-38
D1B2-M3025N-CES4	A2-38
D1B2-M3025N-O3A2	A2-37
D1B2-M3025N-O3S2	A2-37
D1B2-M3025N-OEA4	A2-38
D1B2-M3025N-OES4	A2-38
D1B2-M3025N-S4A2	A2-37
D1B2-M3025N-S4S2	A2-37
D1B2-M3025N-SEA4	A2-38
D1B2-M3025N-SES4	A2-38
D1B2-M3025P-C3A2	A2-37
D1B2-M3025P-C3S2	A2-37
D1B2-M3025P-CEA4	A2-38
D1B2-M3025P-CES4	A2-38
D1B2-M3025P-O3A2	A2-37
D1B2-M3025P-O3S2	A2-37
D1B2-M3025P-OEA4	A2-38
D1B2-M3025P-OES4	A2-38
D1B2-M3025P-S4A2	A2-37
D1B2-M3025P-S4S2	A2-37
D1B2-M3025P-SEA4	A2-38
D1B2-M3025P-SES4	A2-38
D1B2-M3040N-C3A2	A2-39
D1B2-M3040N-C3S2	A2-39
D1B2-M3040N-CEA4	A2-40
D1B2-M3040N-CES4	A2-40
D1B2-M3040N-O3A2	A2-39
D1B2-M3040N-O3S2	A2-39
D1B2-M3040N-OEA4	A2-40
D1B2-M3040N-OES4	A2-40
D1B2-M3040P-C3A2	A2-39
D1B2-M3040P-C3S2	A2-39
D1B2-M3040P-CEA4	A2-40
D1B2-M3040P-CES4	A2-40
D1B2-M3040P-O3A2	A2-39
D1B2-M3040P-O3S2	A2-39
D1B2-M3040P-OEA4	A2-40
D1B2-M3040P-OES4	A2-40
D1P1-Q2801N-C3A2	A2-42
D1P1-Q2801N-C3A2X	A2-41
D1P1-Q2801N-O3A2	A2-42
D1P1-Q2801N-O3A2X	A2-41
D1P1-Q2801P-C3A2	A2-42
D1P1-Q2801P-C3A2X	A2-41
D1P1-Q2801P-O3A2	A2-42
D1P1-Q2801P-O3A2X	A2-41
D1P1-Q2802N-C3A2	A2-43
D1P1-Q2802N-C3A2X	A2-41
D1P1-Q2802N-O3A2	A2-43
D1P1-Q2802N-O3A2X	A2-41
D1P1-Q2802P-C3A2	A2-43
D1P1-Q2802P-C3A2X	A2-41
D1P1-Q2802P-O3A2	A2-43
D1P1-Q2802P-O3A2X	A2-41
D1P1-Q2803N-C3A2	A2-43
D1P1-Q2803N-C3A2X	A2-42
D1P1-Q2803N-O3A2	A2-43
D1P1-Q2803N-O3A2X	A2-42
D1P1-Q2803P-C3A2	A2-43
D1P1-Q2803P-C3A2X	A2-42
D1P1-Q2803P-O3A2	A2-43
D1P1-Q2803P-O3A2X	A2-42
D1P1-Q4015N-C3A	A2-49
D1P1-Q4015N-CEA4	A2-50
D1P1-Q4015N-CES4	A2-47
D1P1-Q4015N-CZA4	A2-50
D1P1-Q4015N-CZS4	A2-48
D1P1-Q4015N-O3A	A2-49
D1P1-Q4015N-OEA4	A2-50
D1P1-Q4015N-OES4	A2-47
D1P1-Q4015N-OZA4	A2-50
D1P1-Q4015N-OZS4	A2-48
D1P1-Q4015N-S4A	A2-49
D1P1-Q4015N-SEA4	A2-50
D1P1-Q4015N-SES4	A2-47
D1P1-Q4015N-SZA4	A2-50
D1P1-Q4015N-SZS4	A2-48
D1P1-Q4015P-C3A	A2-49
D1P1-Q4015P-CEA4	A2-50
D1P1-Q4015P-CES4	A2-47
D1P1-Q4015P-CZA4	A2-50
D1P1-Q4015P-CZS4	A2-48
D1P1-Q4015P-O3A	A2-49
D1P1-Q4015P-OEA4	A2-50
D1P1-Q4015P-OES4	A2-47
D1P1-Q4015P-OZA4	A2-50
D1P1-Q4015P-OZS4	A2-48
D1P1-Q4015P-S4A	A2-49
D1P1-Q4015P-SEA4	A2-50
D1P1-Q4015P-SES4	A2-47
D1P1-Q4015P-SZA4	A2-50

INDEX BY PART NUMBER

Part Number	Page
D1P2-R0620N-O3A2	A14-01
D1P2-R0620N-C3A2	A14-01
D1P2-R0620P-O3A2	A14-01
D1P2-R0620P-C3A2	A14-01
D1P2-R0620P-S4A2	A14-01
D1P2-R0620N-S4A2	A14-01
D4P2-R0620C-O2A2	A14-01
D4P2-R0620C-C2A2	A14-01
D1P2-R0620N-OEA4	A14-02
D1P2-R0620N-CEA4	A14-02
D1P2-R0620P-OEA4	A14-02
D1P2-R0620P-CEA4	A14-02
D1P2-R0620P-SEA4	A14-02
D1P2-R0620N-SEA4	A14-02
D1P2-R1020N-O3A2	A14-03
D1P2-R1020N-C3A2	A14-03
D1P2-R1020P-O3A2	A14-03
D1P2-R1020P-C3A2	A14-03
D1P2-R1020P-S4A2	A14-03
D1P2-R1020N-S4A2	A14-03
D4P2-R1020C-O2A2	A14-03
D4P2-R1020C-C2A2	A14-03
D1P2-R1020N-OEA4	A14-04
D1P2-R1020N-CEA4	A14-04
D1P2-R1020P-OEA4	A14-04
D1P2-R1020P-CEA4	A14-04
D1P2-R1020P-SEA4	A14-04
D1P2-R1020N-SEA4	A14-04
D4P2-R1020C-OEA4	A14-04
D4P2-R1020C-CEA4	A14-04
D1P2-R1520N-O3A2	A14-05
D1P2-R1520N-C3A2	A14-05
D1P2-R1520P-O3A2	A14-05
D1P2-R1520P-C3A2	A14-05
D1P2-R1520P-S4A2	A14-05
D1P2-R1520N-S4A2	A14-05
D4P2-R1520C-O2A2	A14-05
D4P2-R1520C-C2A2	A14-05
D1P2-R1520N-OEA4	A14-06
D1P2-R1520N-CEA4	A14-06
D1P2-R1520P-OEA4	A14-06
D1P2-R1520P-CEA4	A14-06
D1P2-R1520P-SEA4	A14-06
D1P2-R1520N-SEA4	A14-06
D4P2-R1520C-OEA4	A14-06
D4P2-R1520C-CEA4	A14-06
D1P2-R2120N-O3A2	A14-07
D1P2-R2120N-C3A2	A14-07
D1P2-R2120P-O3A2	A14-07
D1P2-R2120P-C3A2	A14-07
D1P2-R2120P-S4A2	A14-07
D1P2-R2120N-S4A2	A14-07
D4P2-R2120C-O2A2	A14-07
D4P2-R2120C-C2A2	A14-07
D1P2-R2120N-OEA4	A14-08
D1P2-R2120N-CEA4	A14-08
D1P2-R2120P-OEA4	A14-08
D1P2-R2120P-CEA4	A14-08
D1P2-R2120P-SEA4	A14-08
D1P2-R2120N-SEA4	A14-08
D4P2-R2120C-OEA4	A14-08
D4P2-R2120C-CEA4	A14-08
D6P2-R0620-NA	A14-11
D6P2-R1020-NA	A14-11
D6P2-R1520-NA	A14-12
D6P2-R2120-NA	A14-12
D1S1-φ6.501N-O3R2	A15-01
D1S1-φ6.502N-OTR3Y	A15-05
D1S1-φ6.502N-CTR3Y	A15-05
D1S1-φ6.502P-OTR3Y	A15-05
D1S1-φ6.502P-CTR3Y	A15-05
D1S1-φ6.503N-O3R2	A15-06
D1S1-φ6.503N-C3R2	A15-06
D1S1-φ6.503P-O3R2	A15-06
D1S1-φ6.503P-C3R2	A15-06
D1S1-φ6.503N-OTR3	A15-06
D1S1-φ6.503N-CTR3	A15-06
D1S1-φ6.503P-OTR3	A15-06
D1S1-φ6.503P-CTR3	A15-06
D1S1-φ6.503N-O3R2Y	A15-07
D1S1-φ6.503N-C3AR2	A15-07
D1S1-φ6.503P-O3R2Y	A15-07
D1S1-φ6.503P-C3R2Y	A15-07
D1S1-φ6.503N-OTR3Y	A15-07
D1S1-φ6.503N-CTR3Y	A15-07
D1S1-φ6.503P-OTR3Y	A15-07
D1S1-φ6.503P-CTR3Y	A15-07
D1S1-φ6.503N-OPR3	A15-08
D1S1-φ6.503N-CPR3	A15-08
D1S1-φ6.503P-OPR3	A15-08
D1S1-φ6.503P-CPR3	A15-08
D1S1-M0801N-O3R2	A15-09
D1S1-M0801N-C3R2	A15-09
D1S1-M0801P-O3R2	A15-09
D1S1-M0801P-C3R2	A15-09
D1S1-M0801N-OTR3	A15-09
D1S1-M0801N-CTR3	A15-09
D1S1-M0801P-OTR3	A15-09
D1S1-M0801P-CTR3	A15-09
D1S1-M0801N-OPR3	A15-10
D1S1-M0801N-CPR3	A15-10
D1S1-M0801P-OPR3	A15-10
D1S1-M0801P-CPR3	A15-10
D1S1-M0802N-OPR3	A15-10
D1S1-M0802N-CPR3	A15-10
D1S1-M0802P-OPR3	A15-10
D1S1-M0802P-CPR3	A15-10
D1S1-M0802N-O3R2	A15-11
D1S1-M0802N-C3R2	A15-11
D1S1-M0802P-O3R2	A15-11
D1S1-M0802P-C3R2	A15-11
D1S1-M0802N-OTR3	A15-11
D1S1-M0802N-CTR3	A15-11
D1S1-M0802P-OTR3	A15-11
D1S1-M0802P-CTR3	A15-11
D1S1-M0803N-O3R2	A15-12
D1S1-M0803N-C3R2	A15-12
D1S1-M0803P-O3R2	A15-12
D1S1-M0803P-C3R2	A15-12
D1S1-M0803N-OTR3	A15-12
D1S1-M0803N-CTR3	A15-12
D1S1-M0803P-OTR3	A15-12
D1S1-M0803P-CTR3	A15-12
D1S1-M0803N-OPR3	A15-13
D1S1-M0803N-CPR3	A15-13
D1S1-M0803P-OPR3	A15-13
D1S1-M0803P-CPR3	A15-13
D1S1-φ0801N-O3R2	A15-14
D1S1-φ0801N-C3R2	A15-14
D1S1-φ0801P-O3R2	A15-14
D1S1-φ0801P-C3R2	A15-14
D1S1-φ0801N-OTR3	A15-14
D1S1-φ0801N-CTR3	A15-14
D1S1-φ0801P-OTR3	A15-14
D1S1-Q0801P-OTR3	A15-19
D1S1-Q0801P-CTR3	A15-19
D1S1-Q0801N-OPR3	A15-20
D1S1-Q0801N-CPR3	A15-20
D1S1-Q0801P-OPR3	A15-20
D1S1-Q0801P-CPR3	A15-20
D1S1-Q0802N-OPR3	A15-20
D1S1-Q0802N-CPR3	A15-20
D1S1-Q0802P-OPR3	A15-20
D1S1-Q0802P-CPR3	A15-20
D1S1-Q0802N-O3R2	A15-21
D1S1-Q0802N-C3R2	A15-21
D1S1-Q0802P-O3R2	A15-21
D1S1-Q0802P-C3R2	A15-21
D1S1-Q0802N-OTR3	A15-21
D1S1-Q0802N-CTR3	A15-21
D1S1-Q0802P-OTR3	A15-21
D1S1-Q0802P-CTR3	A15-21
D1S1-Q0803N-O3R2	A15-22
D1S1-Q0803N-C3R2	A15-22
D1S1-Q0803P-O3R2	A15-22
D1S1-Q0803P-C3R2	A15-22
D1S1-Q0803N-OTR3	A15-22
D1S1-Q0803N-CTR3	A15-22
D1S1-Q0803P-OTR3	A15-22
D1S1-Q0803P-CTR3	A15-22
D1S1-Q0803N-OPR3	A15-23
D1S1-Q0803N-CPR3	A15-23
D1S1-Q0803P-OPR3	A15-23
D1S1-Q0803P-CPR3	A15-23
D1B1-M1202N-O3R2	A15-24
D1B1-M1202N-C3R2	A15-24
D1B1-M1202P-O3R2	A15-24
D1B1-M1202P-C3R2	A15-24
D1B1-M1202N-OER4	A15-24
D1B1-M1202N-CER4	A15-24
D1B1-M1202P-OER4	A15-24
D1B1-M1202P-CER4	A15-24
D1B1-M1204N-O3R2	A15-25
D1B1-M1204N-C3R2	A15-25
D1B1-M1204P-O3R2	A15-25
D1B1-M1204P-C3R2	A15-25
D1B1-M1204N-OER4	A15-25
D1B1-M1204N-CER4	A15-25
D1B1-M1204P-OER4	A15-25
D1B1-M1204P-CER4	A15-25
D1B1-M1206N-O3R2	A15-26
D1B1-M1206N-C3R2	A15-26
D1B1-M1206P-O3R2	A15-26
D1B1-M1206P-C3R2	A15-26
D1B1-M1206N-OER4	A15-26
D1B1-M1206N-CER4	A15-26
D1B1-M1206P-OER4	A15-26
D1B1-M1206P-CER4	A15-26
C1P2-R0620N-O3A2	B3-01
C1P2-R0620N-C3A2	B3-01
C1P2-R0620P-O3A2	B3-01
C1P2-R0620P-C3A2	B3-01
C1P2-R0620P-S4A2	B3-01
C1P2-R0620N-S4A2	B3-01
C1P2-R0620N-OEA4	B3-01
C1P2-R0620N-CEA4	B3-01
C1P2-R0620P-OEA4	B3-01
C1P2-R0620P-CEA4	B3-01
C1P2-R0620P-SEA4	B3-01
C1P2-R0620N-SEA4	B3-01
C1P2-R1020N-O3A2	B3-02

INDEX BY PART NUMBER

Part Number	Page
D1S1-φ6.501N-C3R2	A15-01
D1S1-φ6.501P-O3R2	A15-01
D1S1-φ6.501P-C3R2	A15-01
D1S1-φ6.501N-OTR3	A15-01
D1S1-φ6.501N-CTR3	A15-01
D1S1-φ6.501P-OTR3	A15-01
D1S1-φ6.501P-CTR3	A15-01
D1S1-φ6.501N-O3R2Y	A15-02
D1S1-φ6.501N-C3AR2	A15-02
D1S1-φ6.501P-O3R2Y	A15-02
D1S1-φ6.501P-C3R2Y	A15-02
D1S1-φ6.501N-OTR3Y	A15-02
D1S1-φ6.501N-CTR3Y	A15-02
D1S1-φ6.501P-OTR3Y	A15-02
D1S1-φ6.501P-CTR3Y	A15-02
D1S1-φ6.501N-OPR3	A15-03
D1S1-φ6.501N-CPR3	A15-03
D1S1-φ6.501P-OPR3	A15-03
D1S1-φ6.501P-CPR3	A15-03
D1S1-φ6.502N-OPR3	A15-03
D1S1-φ6.502N-CPR3	A15-03
D1S1-φ6.502P-OPR3	A15-03
D1S1-φ6.502P-CPR3	A15-03
D1S1-φ6.502N-O3R2	A15-04
D1S1-φ6.502N-C3R2	A15-04
D1S1-φ6.502P-O3R2	A15-04
D1S1-φ6.502P-C3R2	A15-04
D1S1-φ6.502N-OTR3	A15-04
D1S1-φ6.502N-CTR3	A15-04
D1S1-φ6.502P-OTR3	A15-04
D1S1-φ6.502P-CTR3	A15-04
D1S1-φ6.502N-O3R2Y	A15-05
D1S1-φ6.502N-C3AR2	A15-05
D1S1-φ6.502P-O3R2Y	A15-05
D1S1-φ6.502P-C3R2Y	A15-05
D1P1-Q4015P-SZS4	A2-48
D1P2-Q1002C-C2A2/F	A11-03
D1P2-Q1002C-O2A2/F	A11-03
D1P2-Q1002N-C3A2/F	A11-03
D1P2-Q1002N-O3A2/F	A11-03
D1P2-Q1002P-C3A2/F	A11-03
D1P2-Q1002P-O3A2/F	A11-03
D1P2-Q1202C-C2A2/F	A11-05
D1P2-Q1202C-O2A2/F	A11-05
D1P2-Q1202N-C3A2/F	A11-04
D1P2-Q1202N-O3A2/F	A11-04
D1P2-Q1202P-C3A2/F	A11-04
D1P2-Q1202P-O3A2/F	A11-04
D1P2-Q1203C-C2A2/F	A11-05
D1P2-Q1203C-O2A2/F	A11-05
D1P2-Q1203N-C3A2/F	A11-04
D1P2-Q1203N-O3A2/F	A11-04
D1P2-Q1203P-C3A2/F	A11-04
D1P2-Q1203P-O3A2/F	A11-04
D1P2-Q1604N-C3A2	A2-44
D1P2-Q1604N-O3A2	A2-44
D1P2-Q1604P-C3A2	A2-44
D1P2-Q1604P-O3A2	A2-44
D1P2-Q1804N-C3A2	A2-44
D1P2-Q1804N-O3A2	A2-44
D1P2-Q1804P-C3A2	A2-44
D1P2-Q1804P-O3A2	A2-44
D1P2-Q18C04N-C3A2	A2-45
D1P2-Q18C04N-C3P3	A2-45
D1P2-Q18C04N-O3A2	A2-45
D1P2-Q18C04N-O3P3	A2-45
D1P2-Q18C04P-C3A2	A2-45

Part Number	Page
D1S1-φ0801P-CTR3	A15-14
D1S1-φ0801N-OPR3	A15-15
D1S1-φ0801N-CPR3	A15-15
D1S1-φ0801P-OPR3	A15-15
D1S1-φ0801P-CPR3	A15-15
D1S1-φ0802N-OPR3	A15-15
D1S1-φ0802N-CPR3	A15-15
D1S1-φ0802P-OPR3	A15-15
D1S1-φ0802P-CPR3	A15-15
D1S1-φ0802N-O3R2	A15-16
D1S1-φ0802N-C3R2	A15-16
D1S1-φ0802P-O3R2	A15-16
D1S1-φ0802P-C3R2	A15-16
D1S1-φ0802N-OTR3	A15-16
D1S1-φ0802N-CTR3	A15-16
D1S1-φ0802P-OTR3	A15-16
D1S1-φ0802P-CTR3	A15-16
D1S1-φ0803N-O3R2	A15-17
D1S1-φ0803N-C3R2	A15-17
D1S1-φ0803P-O3R2	A15-17
D1S1-φ0803P-C3R2	A15-17
D1S1-φ0803N-OTR3	A15-17
D1S1-φ0803N-CTR3	A15-17
D1S1-φ0803P-OTR3	A15-17
D1S1-φ0803P-CTR3	A15-17
D1S1-φ0803N-OPR3	A15-18
D1S1-φ0803N-CPR3	A15-18
D1S1-φ0803P-OPR3	A15-18
D1S1-φ0803P-CPR3	A15-18
D1S1-Q0801N-O3R2	A15-19
D1S1-Q0801N-C3R2	A15-19
D1S1-Q0801P-O3R2	A15-19
D1S1-Q0801P-C3R2	A15-19
D1S1-Q0801N-OTR3	A15-19
D1S1-Q0801N-CTR3	A15-19
D1P2-Q4020N-CZA4	A2-50
D1P2-Q4020N-O3A	A2-49
D1P2-Q4020N-OEA4	A2-50
D1P2-Q4020N-OZA4	A2-50
D1P2-Q4020N-S4A	A2-49
D1P2-Q4020N-SEA4	A2-50
D1P2-Q4020N-SZA4	A2-50
D1P2-Q4020P-C3A	A2-49
D1P2-Q4020P-CEA4	A2-50
D1P2-Q4020P-CZA4	A2-50
D1P2-Q4020P-O3A	A2-49
D1P2-Q4020P-OEA4	A2-50
D1P2-Q4020P-OZA4	A2-50
D1P2-Q4020P-S4A	A2-49
D1P2-Q4020P-SEA4	A2-50
D1P2-Q4020P-SZA4	A2-50
D1P2-Q4030N-C3A	A2-51
D1P2-Q4030N-CEA4	A2-50
D1P2-Q4030N-CES4	A2-47
D1P2-Q4030N-CZA4	A2-50
D1P2-Q4030N-CZS4	A2-48
D1P2-Q4030N-O3A	A2-51
D1P2-Q4030N-OEA4	A2-50
D1P2-Q4030N-OES4	A2-47
D1P2-Q4030N-OZA4	A2-50
D1P2-Q4030N-OZS4	A2-48
D1P2-Q4030N-S4A	A2-51
D1P2-Q4030N-SEA4	A2-50
D1P2-Q4030N-SES4	A2-47
D1P2-Q4030N-SZA4	A2-50
D1P2-Q4030N-SZS4	A2-48
D1P2-Q4030P-C3A	A2-51

Part Number	Page
C1P2-R1020N-C3A2	B3-02
C1P2-R1020P-O3A2	B3-02
C1P2-R1020P-C3A2	B3-02
C1P2-R1020P-S4A2	B3-02
C1P2-R1020N-S4A2	B3-02
C1P2-R1020N-OEA4	B3-02
C1P2-R1020N-CEA4	B3-02
C1P2-R1020P-OEA4	B3-02
C1P2-R1020P-CEA4	B3-02
C1P2-R1020P-SEA4	B3-02
C1P2-R1020N-SEA4	B3-02
C1P2-R1520N-O3A2	B3-03
C1P2-R1520N-C3A2	B3-03
C1P2-R1520P-O3A2	B3-03
C1P2-R1520P-C3A2	B3-03
C1P2-R1520P-S4A2	B3-03
C1P2-R1520N-S4A2	B3-03
C1P2-R1520N-OEA4	B3-03
C1P2-R1520N-CEA4	B3-03
C1P2-R1520P-OEA4	B3-03
C1P2-R1520P-CEA4	B3-03
C1P2-R1520P-SEA4	B3-03
C1P2-R1520N-SEA4	B3-03
C1P2-R2120N-O3A2	B3-04
C1P2-R2120N-C3A2	B3-04
C1P2-R2120P-O3A2	B3-04
C1P2-R2120P-C3A2	B3-04
C1P2-R2120P-S4A2	B3-04
C1P2-R2120N-S4A2	B3-04
C1P2-R2120N-OEA4	B3-04
C1P2-R2120N-CEA4	B3-04
C1P2-R2120P-OEA4	B3-04
C1P2-R2120P-CEA4	B3-04
C1P2-R2120P-SEA4	B3-04
C1P2-R2120N-SEA4	B3-04
D1S1-M040.6N-O3A2	A1-02
D1S1-M040.6P-C3A2	A1-02
D1S1-M040.6P-O3A2	A1-02
D1S1-M040.8N-C3A2	A1-02
D1S1-M040.8N-O3A2	A1-02
D1S1-M040.8P-C3A2	A1-02
D1S1-M040.8P-O3A2	A1-02
D1S1-M0401N-C3A2	A1-02
D1S1-M0401N-O3A2	A1-02
D1S1-M0401P-C3A2	A1-02
D1S1-M0401P-O3A2	A1-02
D1S1-M050.8N-C3L2	A1-09
D1S1-M050.8N-C3S2	A1-05
D1S1-M050.8N-C3A2	A1-07
D1S1-M050.8N-CPA3	A1-10
D1S1-M050.8N-O3L2	A1-09
D1S1-M050.8N-O3S2	A1-05
D1S1-M050.8N-O3A2	A1-07
D1S1-M050.8N-OPA3	A1-10
D1S1-M050.8P-C3L2	A1-09
D1S1-M050.8P-C3S2	A1-05
D1S1-M050.8P-C3A2	A1-07
D1S1-M050.8P-CPA3	A1-10
D1S1-M050.8P-O3L2	A1-09
D1S1-M050.8P-O3S2	A1-05
D1S1-M050.8P-O3A2	A1-07
D1S1-M050.8P-OPA3	A1-10
D1S1-M0501N-C3S2	A1-05
D1S1-M0501N-C3A2	A1-07
D1S1-M0501N-CPA3	A1-10
D1S1-M0501N-O3S2	A1-05
D1S1-M0501N-O3A2	A1-07

INDEX BY PART NUMBER

Part Number	Page
D1P2-Q18C04P-C3P3	A2-45
D1P2-Q18C04P-O3A2	A2-45
D1P2-Q18C04P-O3P3	A2-45
D1P2-Q2802N-C3A2	A2-42
D1P2-Q2802N-C3A2X	A2-41
D1P2-Q2802N-O3A2	A2-42
D1P2-Q2802N-O3A2X	A2-41
D1P2-Q2802P-C3A2	A2-42
D1P2-Q2802P-C3A2X	A2-41
D1P2-Q2802P-O3A2	A2-42
D1P2-Q2802P-O3A2X	A2-41
D1P2-Q2804N-C3A2	A2-43
D1P2-Q2804N-C3A2X	A2-41
D1P2-Q2804N-O3A2	A2-43
D1P2-Q2804N-O3A2X	A2-41
D1P2-Q2804P-C3A2	A2-43
D1P2-Q2804P-C3A2X	A2-41
D1P2-Q2804P-O3A2	A2-43
D1P2-Q2804P-O3A2X	A2-41
D1P2-Q2806N-C3A2	A2-43
D1P2-Q2806N-C3A2X	A2-42
D1P2-Q2806N-O3A2	A2-43
D1P2-Q2806N-O3A2X	A2-42
D1P2-Q2806P-C3A2	A2-43
D1P2-Q2806P-C3A2X	A2-42
D1P2-Q2806P-O3A2	A2-43
D1P2-Q2806P-O3A2X	A2-42
D1P2-Q4004N-C3A2	A2-46
D1P2-Q4004N-O3A2	A2-46
D1P2-Q4004N-S4A2	A2-46
D1P2-Q4004P-C3A2	A2-46
D1P2-Q4004P-O3A2	A2-46
D1P2-Q4004P-S4A2	A2-46
D1P2-Q4020N-C3A	A2-49
D1P2-Q4020N-CEA4	A2-50
D1S1-M0801P-CEA4	A2-11
D1S1-M0801P-CES4	A2-12
D1S1-M0801P-CPA3	A2-11
D1S1-M0801P-CPS3	A2-12
D1S1-M0801P-O3A2	A2-10
D1S1-M0801P-O3S2	A2-10
D1S1-M0801P-OEA4	A2-11
D1S1-M0801P-OES4	A2-12
D1S1-M0801P-OPA3	A2-11
D1S1-M0801P-OPS3	A2-12
D1S1-M0801P-S4A2	A2-10
D1S1-M0801P-SEA4	A2-11
D1S1-φ030.6N-C3A2	A1-01
D1S1-φ030.6N-O3A2	A1-01
D1S1-φ030.6P-C3A2	A1-01
D1S1-φ030.6P-O3A2	A1-01
D1S1-φ030.8N-C3A2	A1-01
D1S1-φ030.8N-O3A2	A1-01
D1S1-φ030.8P-C3A2	A1-01
D1S1-φ030.8P-O3A2	A1-01
D1S1-φ0301N-C3A2	A1-01
D1S1-φ0301N-O3A2	A1-01
D1S1-φ0301P-C3A2	A1-01
D1S1-φ0301P-O3A2	A1-01
D1S1-φ040.8N-C3A2	A1-03
D1S1-φ040.8N-O3A2	A1-03
D1S1-φ040.8P-C3A2	A1-03
D1S1-φ040.8P-O3A2	A1-03
D1S1-φ0401N-C3A2	A1-03
D1S1-φ0401N-O3A2	A1-03
D1S1-φ0401P-C3A2	A1-03
D1S1-φ0401P-O3A2	A1-03
D1P2-Q4030P-CEA4	A2-50
D1P2-Q4030P-CES4	A2-47
D1P2-Q4030P-CZA4	A2-50
D1P2-Q4030P-CZS4	A2-48
D1P2-Q4030P-O3A	A2-51
D1P2-Q4030P-OEA4	A2-50
D1P2-Q4030P-OES4	A2-47
D1P2-Q4030P-OZA4	A2-50
D1P2-Q4030P-OZS4	A2-48
D1P2-Q4030P-S4A	A2-51
D1P2-Q4030P-SEA4	A2-50
D1P2-Q4030P-SES4	A2-47
D1P2-Q4030P-SZA4	A2-50
D1P2-Q4030P-SZS4	A2-48
D1P2-Q881.5C-C2A2/F	A11-02
D1P2-Q881.5C-C2A2/T	A11-02
D1P2-Q881.5C-O2A2/F	A11-02
D1P2-Q881.5C-O2A2/T	A11-02
D1P2-Q881.5N-C3A2/F	A11-01
D1P2-Q881.5N-C3A2/T	A11-01
D1P2-Q881.5N-O3A2/F	A11-01
D1P2-Q881.5N-O3A2/T	A11-01
D1P2-Q881.5P-C3A2/F	A11-01
D1P2-Q881.5P-C3A2/T	A11-01
D1P2-Q881.5P-O3A2/F	A11-01
D1P2-Q881.5P-O3A2/T	A11-01
D1P2-Q882.5N-C3A2/F	A11-01
D1P2-Q882.5N-C3A2/T	A11-01
D1P2-Q882.5N-O3A2/F	A11-01
D1P2-Q882.5N-O3A2/T	A11-01
D1P2-Q882.5P-C3A2/F	A11-01
D1P2-Q882.5P-C3A2/T	A11-01
D1P2-Q882.5P-O3A2/F	A11-01
D1P2-Q882.5P-O3A2/T	A11-01
D1S1-M040.6N-C3A2	A1-02
D1S1-φ6.502N-CES4	A2-06
D1S1-φ6.502N-CPA3	A2-05
D1S1-φ6.502N-CPS3	A2-05
D1S1-φ6.502N-O3A2	A2-04
D1S1-φ6.502N-O3S2	A2-04
D1S1-φ6.502N-OEA4	A2-06
D1S1-φ6.502N-OES4	A2-06
D1S1-φ6.502N-OPA3	A2-05
D1S1-φ6.502N-OPS3	A2-05
D1S1-φ6.502P-C3A2	A2-04
D1S1-φ6.502P-C3S2	A2-04
D1S1-φ6.502P-CEA4	A2-06
D1S1-φ6.502P-CES4	A2-06
D1S1-φ6.502P-CPA3	A2-05
D1S1-φ6.502P-CPS3	A2-05
D1S1-φ6.502P-O3A2	A2-04
D1S1-φ6.502P-O3S2	A2-04
D1S1-φ6.502P-OEA4	A2-06
D1S1-φ6.502P-OES4	A2-06
D1S1-φ6.502P-OPA3	A2-05
D1S1-φ6.502P-OPS3	A2-05
D1S1-φ6.503N-C3A2	A2-07
D1S1-φ6.503N-CEA4	A2-09
D1S1-φ6.503N-CES4	A2-09
D1S1-φ6.503N-CPA3	A2-08
D1S1-φ6.503N-CPS3	A2-08
D1S1-φ6.503N-O3A2	A2-07
D1S1-φ6.503N-OEA4	A2-09
D1S1-φ6.503N-OES4	A2-09
D1S1-φ6.503N-OPA3	A2-08
D1S1-φ6.503N-OPS3	A2-08
D1S1-φ6.503P-C3A2	A2-07
D1S1-M0501N-OPA3	A1-10
D1S1-M0501P-C3S2	A1-05
D1S1-M0501P-C3A2	A1-07
D1S1-M0501P-CPA3	A1-10
D1S1-M0501P-O3S2	A1-05
D1S1-M0501P-O3A2	A1-07
D1S1-M0501P-OPA3	A1-10
D1S1-M051.5N-C3S2	A1-06
D1S1-M051.5N-C3A2	A1-08
D1S1-M051.5N-CPA3	A1-10
D1S1-M051.5N-O3S2	A1-06
D1S1-M051.5N-O3A2	A1-08
D1S1-M051.5N-OPA3	A1-10
D1S1-M051.5P-C3S2	A1-06
D1S1-M051.5P-C3A2	A1-08
D1S1-M051.5P-CPA3	A1-10
D1S1-M051.5P-O3S2	A1-06
D1S1-M051.5P-O3A2	A1-08
D1S1-M051.5P-OPA3	A1-10
D1S1-M0801N-C3A2	A2-10
D1S1-M0801N-C3S2	A2-10
D1S1-M0801N-CEA4	A2-11
D1S1-M0801N-CES4	A2-12
D1S1-M0801N-CPA3	A2-11
D1S1-M0801N-CPS3	A2-12
D1S1-M0801N-O3A2	A2-10
D1S1-M0801N-O3S2	A2-10
D1S1-M0801N-OEA4	A2-11
D1S1-M0801N-OES4	A2-12
D1S1-M0801N-OPA3	A2-11
D1S1-M0801N-OPS3	A2-12
D1S1-M0801N-S4A2	A2-10
D1S1-M0801N-SEA4	A2-11
D1S1-M0801P-C3A2	A2-10
D1S1-M0801P-C3S2	A2-10
D1S2-φ6.502N-CEA4	A2-03
D1S2-φ6.502N-CES4	A2-03
D1S2-φ6.502N-CPA3	A2-02
D1S2-φ6.502N-CPS3	A2-02
D1S2-φ6.502N-O3A2	A2-01
D1S2-φ6.502N-O3S2	A2-01
D1S2-φ6.502N-OEA4	A2-03
D1S2-φ6.502N-OES4	A2-03
D1S2-φ6.502N-OPA3	A2-02
D1S2-φ6.502N-OPS3	A2-02
D1S2-φ6.502N-S4A2	A2-01
D1S2-φ6.502N-SEA4	A2-03
D1S2-φ6.502P-C3A2	A2-01
D1S2-φ6.502P-C3S2	A2-01
D1S2-φ6.502P-CEA4	A2-03
D1S2-φ6.502P-CES4	A2-03
D1S2-φ6.502P-CPA3	A2-02
D1S2-φ6.502P-CPS3	A2-02
D1S2-φ6.502P-O3A2	A2-01
D1S2-φ6.502P-O3S2	A2-01
D1S2-φ6.502P-OEA4	A2-03
D1S2-φ6.502P-OES4	A2-03
D1S2-φ6.502P-OPA3	A2-02
D1S2-φ6.502P-OPS3	A2-02
D1S2-φ6.502P-S4A2	A2-01
D1S2-φ6.502P-SEA4	A2-03
D1S2-φ6.504N-C3A2	A2-04
D1S2-φ6.504N-C3S2	A2-04
D1S2-φ6.504N-CEA4	A2-06
D1S2-φ6.504N-CES4	A2-06
D1S2-φ6.504N-CPA3	A2-05
D1S2-φ6.504N-CPS3	A2-05

INDEX BY PART NUMBER

Part Number	Page
D1S1-φ041.5N-C3A2	A1-04
D1S1-φ041.5N-O3A2	A1-04
D1S1-φ041.5P-C3A2	A1-04
D1S1-φ041.5P-O3A2	A1-04
D1S1-φ6.501N-C3A2	A2-01
D1S1-φ6.501N-C3A2	A2-01
D1S1-φ6.501N-CEA4	A2-03
D1S1-φ6.501N-CES4	A2-03
D1S1-φ6.501N-CPA3	A2-02
D1S1-φ6.501N-CPS3	A2-02
D1S1-φ6.501N-O3A2	A2-01
D1S1-φ6.501N-O3A2	A2-01
D1S1-φ6.501N-OEA4	A2-03
D1S1-φ6.501N-OES4	A2-03
D1S1-φ6.501N-OPA3	A2-02
D1S1-φ6.501N-OPS3	A2-02
D1S1-φ6.501N-S4A2	A2-01
D1S1-φ6.501N-SEA4	A2-03
D1S1-φ6.501P-C3A2	A2-01
D1S1-φ6.501P-C3S2	A2-01
D1S1-φ6.501P-CEA4	A2-03
D1S1-φ6.501P-CES4	A2-03
D1S1-φ6.501P-CPA3	A2-02
D1S1-φ6.501P-CPS3	A2-02
D1S1-φ6.501P-O3A2	A2-01
D1S1-φ6.501P-O3S2	A2-01
D1S1-φ6.501P-OEA4	A2-03
D1S1-φ6.501P-OES4	A2-03
D1S1-φ6.501P-OPA3	A2-02
D1S1-φ6.501P-OPS3	A2-02
D1S1-φ6.501P-S4A2	A2-01
D1S1-φ6.501P-SEA4	A2-03
D1S1-φ6.502N-C3A2	A2-04
D1S1-φ6.502N-C3S2	A2-04
D1S1-φ6.502N-CEA4	A2-06
D1S2-φ6.506P-OES4	A2-09
D1S2-φ6.506P-OPA3	A2-08
D1S2-φ6.506P-OPS3	A2-08
D2B1-M1202N-C3A2	A2-21
D2B1-M1202N-C3S2	A2-21
D2B1-M1202N-CEA4	A2-22
D2B1-M1202N-CES4	A2-22
D2B1-M1202N-O3A2	A2-21
D2B1-M1202N-O3S2	A2-21
D2B1-M1202N-OEA4	A2-22
D2B1-M1202N-OES4	A2-22
D2B1-M1202N-S4A2	A2-21
D2B1-M1202P-C3A2	A2-21
D2B1-M1202P-C3S2	A2-21
D2B1-M1202P-CEA4	A2-22
D2B1-M1202P-CES4	A2-22
D2B1-M1202P-O3A2	A2-21
D2B1-M1202P-O3S2	A2-21
D2B1-M1202P-OEA4	A2-22
D2B1-M1202P-OES4	A2-22
D2B1-M1202P-S4A2	A2-21
D2B1-M1202P-SEA4	A2-22
D2B1-M1202P-SEA4	A2-22
D2B1-M1204N-C3A2	A2-23
D2B1-M1204N-CEA4	A2-24
D2B1-M1204N-O3A2	A2-23
D2B1-M1204N-OEA4	A2-24
D2B1-M1204N-S4A2	A2-23
D2B1-M1204N-SEA4	A2-24
D2B1-M1204P-C3A2	A2-23
D2B1-M1204P-CEA4	A2-24
D2B1-M1204P-O3A2	A2-23

Part Number	Page
D1S1-φ6.503P-CEA4	A2-09
D1S1-φ6.503P-CES4	A2-09
D1S1-φ6.503P-CPA3	A2-08
D1S1-φ6.503P-CPS3	A2-08
D1S1-φ6.503P-O3A2	A2-07
D1S1-φ6.503P-OEA4	A2-09
D1S1-φ6.503P-OES4	A2-09
D1S1-φ6.503P-OPA3	A2-08
D1S1-φ6.503P-OPS3	A2-08
D1S2-M0802N-C3A2	A2-10
D1S2-M0802N-CEA4	A2-11
D1S2-M0802N-CES4	A2-12
D1S2-M0802N-CPA3	A2-11
D1S2-M0802N-CPS3	A2-12
D1S2-M0802N-O3A2	A2-10
D1S2-M0802N-OEA4	A2-11
D1S2-M0802N-OES4	A2-12
D1S2-M0802N-OPA3	A2-11
D1S2-M0802N-OPS3	A2-12
D1S2-M0802N-S4A2	A2-10
D1S2-M0802N-SEA4	A2-11
D1S2-M0802P-C3A2	A2-10
D1S2-M0802P-CEA4	A2-11
D1S2-M0802P-CES4	A2-12
D1S2-M0802P-CPA3	A2-11
D1S2-M0802P-CPS3	A2-12
D1S2-M0802P-O3A2	A2-10
D1S2-M0802P-OEA4	A2-11
D1S2-M0802P-OES4	A2-12
D1S2-M0802P-OPA3	A2-11
D1S2-M0802P-OPS3	A2-12
D1S2-M0802P-S4A2	A2-10
D1S2-M0802P-SEA4	A2-11
D1S2-φ6.502N-C3A2	A2-01
D1S2-φ6.502N-C3S2	A2-01
D2B1-M3010N-S4A2	A2-35
D2B1-M3010N-S4S2	A2-35
D2B1-M3010N-SEA4	A2-36
D2B1-M3010N-SES4	A2-36
D2B1-M3010P-C3A2	A2-35
D2B1-M3010P-C3S2	A2-35
D2B1-M3010P-CEA4	A2-36
D2B1-M3010P-CES4	A2-36
D2B1-M3010P-O3A2	A2-35
D2B1-M3010P-O3S2	A2-35
D2B1-M3010P-OEA4	A2-36
D2B1-M3010P-OES4	A2-36
D2B1-M3010P-S4A2	A2-35
D2B1-M3010P-S4S2	A2-35
D2B1-M3010P-SEA4	A2-36
D2B1-M3010P-SES4	A2-36
D2B1-M3016N-C3A2	A2-37
D2B1-M3016N-C3S2	A2-37
D2B1-M3016N-CEA4	A2-38
D2B1-M3016N-CES4	A2-38
D2B1-M3016N-O3A2	A2-37
D2B1-M3016N-O3S2	A2-37
D2B1-M3016N-OEA4	A2-38
D2B1-M3016N-OES4	A2-38
D2B1-M3016N-S4A2	A2-37
D2B1-M3016N-S4S2	A2-37
D2B1-M3016N-SEA4	A2-38
D2B1-M3016N-SES4	A2-38
D2B1-M3016P-C3A2	A2-37
D2B1-M3016P-C3S2	A2-37
D2B1-M3016P-CEA4	A2-38
D2B1-M3016P-CES4	A2-38

Part Number	Page
D1S2-φ6.504N-O3A2	A2-04
D1S2-φ6.504N-O3S2	A2-04
D1S2-φ6.504N-OEA4	A2-06
D1S2-φ6.504N-OES4	A2-06
D1S2-φ6.504N-OPA3	A2-05
D1S2-φ6.504N-OPS3	A2-05
D1S2-φ6.504P-C3A2	A2-04
D1S2-φ6.504P-C3S2	A2-04
D1S2-φ6.504P-CEA4	A2-06
D1S2-φ6.504P-CES4	A2-06
D1S2-φ6.504P-CPA3	A2-05
D1S2-φ6.504P-CPS3	A2-05
D1S2-φ6.504P-O3A2	A2-04
D1S2-φ6.504P-O3S2	A2-04
D1S2-φ6.504P-OEA4	A2-06
D1S2-φ6.504P-OES4	A2-06
D1S2-φ6.504P-OPA3	A2-05
D1S2-φ6.504P-OPS3	A2-05
D1S2-φ6.506N-C3A2	A2-07
D1S2-φ6.506N-CEA4	A2-09
D1S2-φ6.506N-CES4	A2-09
D1S2-φ6.506N-CPA3	A2-08
D1S2-φ6.506N-CPS3	A2-08
D1S2-φ6.506N-O3A2	A2-07
D1S2-φ6.506N-OEA4	A2-09
D1S2-φ6.506N-OES4	A2-09
D1S2-φ6.506N-OPA3	A2-08
D1S2-φ6.506N-OPS3	A2-08
D1S2-φ6.506P-C3A2	A2-07
D1S2-φ6.506P-CEA4	A2-09
D1S2-φ6.506P-CES4	A2-09
D1S2-φ6.506P-CPA3	A2-08
D1S2-φ6.506P-CPS3	A2-08
D1S2-φ6.506P-O3A2	A2-07
D1S2-φ6.506P-OEA4	A2-09
D2B2-M1208P-CEA4	A2-24
D2B2-M1208P-O3A2	A2-23
D2B2-M1208P-OEA4	A2-24
D2B2-M1208P-S4A2	A2-23
D2B2-M1208P-SEA4	A2-24
D2B2-M1805N-CZA4	A2-29
D2B2-M1805N-OZA4	A2-29
D2B2-M1805N-SZA4	A2-29
D2B2-M1805P-CZA4	A2-29
D2B2-M1805P-OZA4	A2-29
D2B2-M1805P-SZA4	A2-29
D2B2-M1808N-C3A2	A2-27
D2B2-M1808N-CEA4	A2-28
D2B2-M1808N-CES4	A2-28
D2B2-M1808N-CZA4	A2-29
D2B2-M1808N-CZA4	A2-31
D2B2-M1808N-O3A2	A2-27
D2B2-M1808N-OEA4	A2-28
D2B2-M1808N-OES4	A2-28
D2B2-M1808N-OZA4	A2-29
D2B2-M1808N-OZA4	A2-31
D2B2-M1808N-S4A2	A2-27
D2B2-M1808N-SEA4	A2-28
D2B2-M1808N-SES4	A2-28
D2B2-M1808N-SZA4	A2-29
D2B2-M1808N-SZA4	A2-31
D2B2-M1808P-C3A2	A2-27
D2B2-M1808P-CEA4	A2-28
D2B2-M1808P-CES4	A2-28
D2B2-M1808P-CZA4	A2-29
D2B2-M1808P-CZA4	A2-31
D2B2-M1808P-O3A2	A2-27

INDEX BY PART NUMBER

Part Number	Page
D2B1-M1204P-OEA4	A2-24
D2B1-M1204P-S4A2	A2-23
D2B1-M1204P-SEA4	A2-24
D2B1-M1805N-C3A2	A2-27
D2B1-M1805N-C3S2	A2-27
D2B1-M1805N-CEA4	A2-28
D2B1-M1805N-CES4	A2-28
D2B1-M1805N-O3A2	A2-27
D2B1-M1805N-O3S2	A2-27
D2B1-M1805N-OEA4	A2-28
D2B1-M1805N-OES4	A2-28
D2B1-M1805N-S4A2	A2-27
D2B1-M1805N-S4S2	A2-27
D2B1-M1805N-SEA4	A2-28
D2B1-M1805N-SES4	A2-28
D2B1-M1805P-C3A2	A2-27
D2B1-M1805P-C3S2	A2-27
D2B1-M1805P-CEA4	A2-28
D2B1-M1805P-CES4	A2-28
D2B1-M1805P-O3A2	A2-27
D2B1-M1805P-O3S2	A2-27
D2B1-M1805P-OEA4	A2-28
D2B1-M1805P-OES4	A2-28
D2B1-M1805P-S4A2	A2-27
D2B1-M1805P-S4S2	A2-27
D2B1-M1805P-SEA4	A2-28
D2B1-M1805P-SES4	A2-28
D2B1-M3010N-C3A2	A2-35
D2B1-M3010N-C3S2	A2-35
D2B1-M3010N-CEA4	A2-36
D2B1-M3010N-CES4	A2-36
D2B1-M3010N-O3A2	A2-35
D2B1-M3010N-O3S2	A2-35
D2B1-M3010N-OEA4	A2-36
D2B1-M3010N-OES4	A2-36
D2B2-M3015P-S4A2	A2-35
D2B2-M3015P-S4S2	A2-35
D2B2-M3015P-SEA4	A2-36
D2B2-M3015P-SEA4	A2-36
D2B2-M3025N-C3A2	A2-37
D2B2-M3025N-C3S2	A2-37
D2B2-M3025N-CEA4	A2-38
D2B2-M3025N-CES4	A2-38
D2B2-M3025N-O3A2	A2-37
D2B2-M3025N-O3S2	A2-37
D2B2-M3025N-OEA4	A2-38
D2B2-M3025N-OES4	A2-38
D2B2-M3025N-S4A2	A2-37
D2B2-M3025N-S4S2	A2-37
D2B2-M3025N-SEA4	A2-38
D2B2-M3025N-SES4	A2-38
D2B2-M3025P-C3A2	A2-37
D2B2-M3025P-C3S2	A2-37
D2B2-M3025P-CEA4	A2-38
D2B2-M3025P-CES4	A2-38
D2B2-M3025P-O3A2	A2-37
D2B2-M3025P-O3S2	A2-37
D2B2-M3025P-OEA4	A2-38
D2B2-M3025P-OES4	A2-38
D2B2-M3025P-S4A2	A2-37
D2B2-M3025P-S4S2	A2-37
D2B2-M3025P-SEA4	A2-38
D2B2-M3025P-SES4	A2-38
D2P2-Q18C04N-C3A2	A2-45
D2P2-Q18C04N-C3P3	A2-45
D2P2-Q18C04N-O3A2	A2-45
D2P2-Q18C04N-O3P3	A2-45
D2B1-M3016P-O3A2	A2-37
D2B1-M3016P-O3S2	A2-37
D2B1-M3016P-OEA4	A2-38
D2B1-M3016P-OES4	A2-38
D2B1-M3016P-S4A2	A2-37
D2B1-M3016P-S4S2	A2-37
D2B1-M3016P-SEA4	A2-38
D2B1-M3016P-SES4	A2-38
D2B2-M1204N-C3A2	A2-21
D2B2-M1204N-C3S2	A2-21
D2B2-M1204N-CEA4	A2-22
D2B2-M1204N-CES4	A2-22
D2B2-M1204N-O3A2	A2-21
D2B2-M1204N-O3S2	A2-21
D2B2-M1204N-OEA4	A2-22
D2B2-M1204N-OES4	A2-22
D2B2-M1204N-S4A2	A2-21
D2B2-M1204N-SEA4	A2-22
D2B2-M1204P-C3A2	A2-21
D2B2-M1204P-C3S2	A2-21
D2B2-M1204P-CEA4	A2-22
D2B2-M1204P-CES4	A2-22
D2B2-M1204P-O3A2	A2-21
D2B2-M1204P-O3S2	A2-21
D2B2-M1204P-OEA4	A2-22
D2B2-M1204P-OES4	A2-22
D2B2-M1204P-S4A2	A2-21
D2B2-M1204P-SEA4	A2-22
D2B2-M1208N-C3A2	A2-23
D2B2-M1208N-CEA4	A2-24
D2B2-M1208N-O3A2	A2-23
D2B2-M1208N-OEA4	A2-24
D2B2-M1208N-S4A2	A2-23
D2B2-M1208N-SEA4	A2-24
D2B2-M1208P-C3A2	A2-23
D2S1-φ6.501N-CES4	A2-03
D2S1-φ6.501N-CPA3	A2-02
D2S1-φ6.501N-CPS3	A2-02
D2S1-φ6.501N-O3A2	A2-01
D2S1-φ6.501N-O3S2	A2-01
D2S1-φ6.501N-OEA4	A2-03
D2S1-φ6.501N-OES4	A2-03
D2S1-φ6.501N-OPA3	A2-02
D2S1-φ6.501N-OPS3	A2-02
D2S1-φ6.501N-S4A2	A2-01
D2S1-φ6.501N-SEA4	A2-03
D2S1-φ6.501P-C3A2	A2-01
D2S1-φ6.501P-C3S2	A2-01
D2S1-φ6.501P-CEA4	A2-03
D2S1-φ6.501P-CES4	A2-03
D2S1-φ6.501P-CPA3	A2-02
D2S1-φ6.501P-CPS3	A2-02
D2S1-φ6.501P-O3A2	A2-01
D2S1-φ6.501P-O3S2	A2-01
D2S1-φ6.501P-OEA4	A2-03
D2S1-φ6.501P-OES4	A2-03
D2S1-φ6.501P-OPA3	A2-02
D2S1-φ6.501P-OPS3	A2-02
D2S1-φ6.501P-S4A2	A2-01
D2S1-φ6.501P-SEA4	A2-03
D2S2-M0802N-C3A2	A2-10
D2S2-M0802N-CES4	A2-12
D2S2-M0802N-CPA3	A2-11
D2S2-M0802N-CPS3	A2-12
D2S2-M0802N-O3A2	A2-10
D2S2-M0802N-OES4	A2-12
D2S2-M0802N-OPA3	A2-11
D2B2-M1808P-OEA4	A2-28
D2B2-M1808P-OES4	A2-28
D2B2-M1808P-OZA4	A2-29
D2B2-M1808P-OZA4	A2-31
D2B2-M1808P-S4A2	A2-27
D2B2-M1808P-SEA4	A2-28
D2B2-M1808P-SES4	A2-28
D2B2-M1808P-SZA4	A2-29
D2B2-M1808P-SZA4	A2-31
D2B2-M1816N-CZA4	A2-31
D2B2-M1816N-OZA4	A2-31
D2B2-M1816N-SZA4	A2-31
D2B2-M1816P-CZA4	A2-31
D2B2-M1816P-OZA4	A2-31
D2B2-M1816P-SZA4	A2-31
D2B2-M3015N-C3A2	A2-35
D2B2-M3015N-C3S2	A2-35
D2B2-M3015N-CEA4	A2-36
D2B2-M3015N-CEA4	A2-36
D2B2-M3015N-O3A2	A2-35
D2B2-M3015N-O3S2	A2-35
D2B2-M3015N-OEA4	A2-36
D2B2-M3015N-OEA4	A2-36
D2B2-M3015N-S4A2	A2-35
D2B2-M3015N-S4S2	A2-35
D2B2-M3015N-SEA4	A2-36
D2B2-M3015N-SEA4	A2-36
D2B2-M3015P-C3A2	A2-35
D2B2-M3015P-C3S2	A2-35
D2B2-M3015P-CEA4	A2-36
D2B2-M3015P-CEA4	A2-36
D2B2-M3015P-O3A2	A2-35
D2B2-M3015P-O3S2	A2-35
D2B2-M3015P-OEA4	A2-36
D2B2-M3015P-OEA4	A2-36
D2S2-φ6.502P-OPA3	A2-02
D2S2-φ6.502P-OPS3	A2-02
D2S2-φ6.502P-S4A2	A2-01
D2S2-φ6.502P-SEA4	A2-03
D3B1-M1202N-C3A2	A2-21
D3B1-M1202N-C3S2	A2-21
D3B1-M1202N-C3S2	A2-21
D3B1-M1202N-CEA4	A2-22
D3B1-M1202N-CES4	A2-22
D3B1-M1202N-O3A2	A2-21
D3B1-M1202N-O3S2	A2-21
D3B1-M1202N-OEA4	A2-22
D3B1-M1202N-OES4	A2-22
D3B1-M1202P-C3A2	A2-21
D3B1-M1202P-CEA4	A2-22
D3B1-M1202P-CES4	A2-22
D3B1-M1202P-O3A2	A2-21
D3B1-M1202P-O3S2	A2-21
D3B1-M1202P-OEA4	A2-22
D3B1-M1202P-OES4	A2-22
D3B1-M1204N-C3A2	A2-23
D3B1-M1204N-CEA4	A2-24
D3B1-M1204N-O3A2	A2-23
D3B1-M1204N-OEA4	A2-24
D3B1-M1204P-C3A2	A2-23
D3B1-M1204P-CEA4	A2-24
D3B1-M1204P-O3A2	A2-23
D3B1-M1204P-OEA4	A2-24
D3B1-M1805N-C3A2	A2-27
D3B1-M1805N-C3S2	A2-27
D3B1-M1805N-CEA4	A2-28
D3B1-M1805N-CES4	A2-28

INDEX BY PART NUMBER

Part Number	Page
D2P2-Q18C04P-C3A2	A2-45
D2P2-Q18C04P-C3P3	A2-45
D2P2-Q18C04P-O3A2	A2-45
D2P2-Q18C04P-O3P3	A2-45
D2S1-M0801N-C3A2	A2-10
D2S1-M0801N-C3S2	A2-10
D2S1-M0801N-CEA4	A2-11
D2S1-M0801N-CES4	A2-12
D2S1-M0801N-CPA3	A2-11
D2S1-M0801N-CPS3	A2-12
D2S1-M0801N-O3A2	A2-10
D2S1-M0801N-O3S2	A2-10
D2S1-M0801N-OEA4	A2-11
D2S1-M0801N-OES4	A2-12
D2S1-M0801N-OPA3	A2-11
D2S1-M0801N-OPS3	A2-12
D2S1-M0801N-S4A2	A2-10
D2S1-M0801N-SEA4	A2-11
D2S1-M0801P-C3A2	A2-10
D2S1-M0801P-C3S2	A2-10
D2S1-M0801P-CEA4	A2-11
D2S1-M0801P-CES4	A2-12
D2S1-M0801P-CPA3	A2-11
D2S1-M0801P-CPS3	A2-12
D2S1-M0801P-O3A2	A2-10
D2S1-M0801P-O3S2	A2-10
D2S1-M0801P-OEA4	A2-11
D2S1-M0801P-OES4	A2-12
D2S1-M0801P-OPA3	A2-11
D2S1-M0801P-OPS3	A2-12
D2S1-M0801P-S4A2	A2-10
D2S1-M0801P-SEA4	A2-11
D2S1-φ6.501N-C3A2	A2-01
D2S1-φ6.501N-C3S2	A2-01
D2S1-φ6.501N-CEA4	A2-03
D3B1-M3016N-OES4	A2-38
D3B1-M3016P-C3A2	A2-37
D3B1-M3016P-C3S2	A2-37
D3B1-M3016P-CEA4	A2-38
D3B1-M3016P-CES4	A2-38
D3B1-M3016P-O3A2	A2-37
D3B1-M3016P-O3S2	A2-37
D3B1-M3016P-OEA4	A2-38
D3B1-M3016P-OES4	A2-38
D3B2-M1204N-C3A2	A2-21
D3B2-M1204N-C3S2	A2-21
D3B2-M1204N-CEA4	A2-22
D3B2-M1204N-CES4	A2-22
D3B2-M1204N-O3A2	A2-21
D3B2-M1204N-O3S2	A2-21
D3B2-M1204N-OEA4	A2-22
D3B2-M1204N-OES4	A2-22
D3B2-M1204P-C3A2	A2-21
D3B2-M1204P-C3S2	A2-21
D3B2-M1204P-CEA4	A2-22
D3B2-M1204P-CES4	A2-22
D3B2-M1204P-O3A2	A2-21
D3B2-M1204P-O3S2	A2-21
D3B2-M1204P-OEA4	A2-22
D3B2-M1204P-OES4	A2-22
D3B2-M1208N-C3A2	A2-23
D3B2-M1208N-CEA4	A2-24
D3B2-M1208N-O3A2	A2-23
D3B2-M1208N-OEA4	A2-24
D3B2-M1208P-C3A2	A2-23
D3B2-M1208P-CEA4	A2-24
D3B2-M1208P-O3A2	A2-23
D2S2-M0802N-OPS3	A2-12
D2S2-M0802N-S4A2	A2-10
D2S2-M0802P-C3A2	A2-10
D2S2-M0802P-CES4	A2-12
D2S2-M0802P-CPA3	A2-11
D2S2-M0802P-CPS3	A2-12
D2S2-M0802P-O3A2	A2-10
D2S2-M0802P-OES4	A2-12
D2S2-M0802P-OPA3	A2-11
D2S2-M0802P-OPS3	A2-12
D2S2-M0802P-S4A2	A2-10
D2S2-φ6.502N-C3A2	A2-01
D2S2-φ6.502N-C3S2	A2-01
D2S2-φ6.502N-CEA4	A2-03
D2S2-φ6.502N-CES4	A2-03
D2S2-φ6.502N-CPA3	A2-02
D2S2-φ6.502N-CPS3	A2-02
D2S2-φ6.502N-O3A2	A2-01
D2S2-φ6.502N-O3S2	A2-01
D2S2-φ6.502N-OEA4	A2-03
D2S2-φ6.502N-OES4	A2-03
D2S2-φ6.502N-OES4	A2-03
D2S2-φ6.502N-OES4	A2-03
D2S2-φ6.502N-OPA3	A2-02
D2S2-φ6.502N-OPS3	A2-02
D2S2-φ6.502N-S4A2	A2-01
D2S2-φ6.502N-SEA4	A2-03
D2S2-φ6.502P-C3A2	A2-01
D2S2-φ6.502P-C3S2	A2-01
D2S2-φ6.502P-CEA4	A2-03
D2S2-φ6.502P-CPA3	A2-02
D2S2-φ6.502P-CPS3	A2-02
D2S2-φ6.502P-O3A2	A2-01
D2S2-φ6.502P-O3S2	A2-01
D2S2-φ6.502P-OEA4	A2-03
D3B2-M3015N-OEA4	A2-36
D3B2-M3015N-OEA4	A2-36
D3B2-M3015P-C3A2	A2-35
D3B2-M3015P-C3S2	A2-35
D3B2-M3015P-CEA4	A2-36
D3B2-M3015P-CEA4	A2-36
D3B2-M3015P-O3A2	A2-35
D3B2-M3015P-O3S2	A2-35
D3B2-M3015P-OEA4	A2-36
D3B2-M3015P-OEA4	A2-36
D3B2-M3025N-C3A2	A2-37
D3B2-M3025N-C3S2	A2-37
D3B2-M3025N-CEA4	A2-38
D3B2-M3025N-CES4	A2-38
D3B2-M3025N-O3A2	A2-37
D3B2-M3025N-O3S2	A2-37
D3B2-M3025N-OEA4	A2-38
D3B2-M3025N-OES4	A2-38
D3B2-M3025P-C3A2	A2-37
D3B2-M3025P-C3S2	A2-37
D3B2-M3025P-CEA4	A2-38
D3B2-M3025P-CES4	A2-38
D3B2-M3025P-O3A2	A2-37
D3B2-M3025P-O3S2	A2-37
D3B2-M3025P-OEA4	A2-38
D3B2-M3025P-OES4	A2-38
D3P1-Q4015N-C3A	A2-49
D3P1-Q4015N-CEA4	A2-50
D3P1-Q4015N-CES4	A2-47
D3P1-Q4015N-CZA4	A2-50
D3P1-Q4015N-CZS4	A2-48
D3P1-Q4015N-O3A	A2-49
D3B1-M1805N-O3A2	A2-27
D3B1-M1805N-O3S2	A2-27
D3B1-M1805N-OEA4	A2-28
D3B1-M1805N-OES4	A2-28
D3B1-M1805P-C3A2	A2-27
D3B1-M1805P-C3S2	A2-27
D3B1-M1805P-CEA4	A2-28
D3B1-M1805P-CES4	A2-28
D3B1-M1805P-O3A2	A2-27
D3B1-M1805P-O3S2	A2-27
D3B1-M1805P-OEA4	A2-28
D3B1-M1805P-OES4	A2-28
D3B1-M3010N-C3A2	A2-35
D3B1-M3010N-C3S2	A2-35
D3B1-M3010N-CEA4	A2-36
D3B1-M3010N-CES4	A2-36
D3B1-M3010N-O3A2	A2-35
D3B1-M3010N-O3S2	A2-35
D3B1-M3010N-OEA4	A2-36
D3B1-M3010N-OES4	A2-36
D3B1-M3010P-C3A2	A2-35
D3B1-M3010P-C3S2	A2-35
D3B1-M3010P-CEA4	A2-36
D3B1-M3010P-CES4	A2-36
D3B1-M3010P-O3A2	A2-35
D3B1-M3010P-O3S2	A2-35
D3B1-M3010P-OEA4	A2-36
D3B1-M3010P-OES4	A2-36
D3B1-M3016N-C3A2	A2-37
D3B1-M3016N-C3S2	A2-37
D3B1-M3016N-CEA4	A2-38
D3B1-M3016N-CES4	A2-38
D3B1-M3016N-O3A2	A2-37
D3B1-M3016N-O3S2	A2-37
D3B1-M3016N-OEA4	A2-38
D3P2-Q4020N-CZA4	A2-50
D3P2-Q4020N-OEA4	A2-50
D3P2-Q4020N-OZA4	A2-50
D3P2-Q4020P-CEA4	A2-50
D3P2-Q4020P-CZA4	A2-50
D3P2-Q4020P-OEA4	A2-50
D3P2-Q4020P-OZA4	A2-50
D3P2-Q4030N-C3A	A2-51
D3P2-Q4030N-CEA4	A2-50
D3P2-Q4030N-CES4	A2-47
D3P2-Q4030N-CZA4	A2-50
D3P2-Q4030N-CZS4	A2-48
D3P2-Q4030N-O3A	A2-51
D3P2-Q4030N-OEA4	A2-50
D3P2-Q4030N-OES4	A2-47
D3P2-Q4030N-OZA4	A2-50
D3P2-Q4030N-OZS4	A2-48
D3P2-Q4030P-C3A	A2-51
D3P2-Q4030P-CEA4	A2-50
D3P2-Q4030P-CES4	A2-47
D3P2-Q4030P-CZA4	A2-50
D3P2-Q4030P-CZS4	A2-48
D3P2-Q4030P-O3A	A2-51
D3P2-Q4030P-OEA4	A2-50
D3P2-Q4030P-OES4	A2-47
D3P2-Q4030P-OZA4	A2-50
D3P2-Q4030P-OZS4	A2-48
D3S1-M0801N-C3A2	A2-10
D3S1-M0801N-CEA4	A2-11
D3S1-M0801N-CPA3	A2-11
D3S1-M0801N-O3A2	A2-10
D3S1-M0801N-OEA4	A2-11

INDEX BY PART NUMBER

Part Number	Page
D3B2-M1208P-OEA4	A2-24
D3B2-M1805N-CZA4	A2-29
D3B2-M1805N-OZA4	A2-29
D3B2-M1805P-CZA4	A2-29
D3B2-M1805P-OZA4	A2-29
D3B2-M1808N-C3A2	A2-27
D3B2-M1808N-CEA4	A2-28
D3B2-M1808N-CES4	A2-28
D3B2-M1808N-CZA4	A2-29
D3B2-M1808N-CZA4	A2-31
D3B2-M1808N-O3A2	A2-27
D3B2-M1808N-OEA4	A2-28
D3B2-M1808N-OES4	A2-28
D3B2-M1808N-OZA4	A2-29
D3B2-M1808N-OZA4	A2-31
D3B2-M1808P-C3A2	A2-27
D3B2-M1808P-CEA4	A2-28
D3B2-M1808P-CES4	A2-28
D3B2-M1808P-CZA4	A2-29
D3B2-M1808P-CZA4	A2-31
D3B2-M1808P-O3A2	A2-27
D3B2-M1808P-OEA4	A2-28
D3B2-M1808P-OES4	A2-28
D3B2-M1808P-OZA4	A2-29
D3B2-M1808P-OZA4	A2-31
D3B2-M1816N-CZA4	A2-31
D3B2-M1816N-OZA4	A2-31
D3B2-M1816P-CZA4	A2-31
D3B2-M1816P-OZA4	A2-31
D3B2-M3015N-C3A2	A2-35
D3B2-M3015N-C3S2	A2-35
D3B2-M3015N-CEA4	A2-36
D3B2-M3015N-CEA4	A2-36
D3B2-M3015N-O3A2	A2-35
D3B2-M3015N-O3S2	A2-35
D3S2-φ6.502P-CPA3	A2-02
D3S2-φ6.502P-O3A2	A2-01
D3S2-φ6.502P-OEA4	A2-03
D3S2-φ6.502P-OPA3	A2-02
D4B1-M1202C-C2A2	A2-21
D4B1-M1202C-C2S2	A2-21
D4B1-M1202C-CEA4	A2-22
D4B1-M1202C-O2A2	A2-21
D4B1-M1202C-O2S2	A2-21
D4B1-M1202C-OEA4	A2-22
D4B1-M1202C-OES4	A2-22
D4B1-M1202C-OES4	A2-22
D4B1-M1204C-CEA4	A2-24
D4B1-M1204C-OEA4	A2-24
D4B1-M1805C-C2A2	A2-27
D4B1-M1805C-C2S2	A2-27
D4B1-M1805C-CEA4	A2-28
D4B1-M1805C-CES4	A2-28
D4B1-M1805C-CZA4	A2-29
D4B1-M1805C-O2A2	A2-27
D4B1-M1805C-O2S2	A2-27
D4B1-M1805C-OEA4	A2-28
D4B1-M1805C-OES4	A2-28
D4B1-M1805C-OZA4	A2-29
D4B1-M1808C-C2A2	A2-29
D4B1-M1808C-C2S2	A2-30
D4B1-M1808C-CEA4	A2-30
D4B1-M1808C-CES4	A2-31
D4B1-M1808C-CZA4	A2-31
D4B1-M1808C-O2A2	A2-29
D4B1-M1808C-O2S2	A2-30
D4B1-M1808C-OEA4	A2-30
D3P1-Q4015N-OEA4	A2-50
D3P1-Q4015N-OES4	A2-47
D3P1-Q4015N-OZA4	A2-50
D3P1-Q4015N-OZS4	A2-48
D3P1-Q4015P-C3A	A2-49
D3P1-Q4015P-CEA4	A2-50
D3P1-Q4015P-CES4	A2-47
D3P1-Q4015P-CZA4	A2-50
D3P1-Q4015P-CZS4	A2-48
D3P1-Q4015P-O3A	A2-49
D3P1-Q4015P-OEA4	A2-50
D3P1-Q4015P-OES4	A2-47
D3P1-Q4015P-OZA4	A2-50
D3P1-Q4015P-OZS4	A2-48
D3P1-Q4020N-C3A	A2-49
D3P1-Q4020N-O3A	A2-49
D3P1-Q4020P-C3A	A2-49
D3P1-Q4020P-O3A	A2-49
D3P2-Q1804N-C3A2	A2-44
D3P2-Q1804N-O3A2	A2-44
D3P2-Q1804P-C3A2	A2-44
D3P2-Q1804P-O3A2	A2-44
D3P2-Q18C04N-C3A2	A2-45
D3P2-Q18C04N-C3P3	A2-45
D3P2-Q18C04N-O3A2	A2-45
D3P2-Q18C04N-O3P3	A2-45
D3P2-Q18C04P-C3A2	A2-45
D3P2-Q18C04P-C3P3	A2-45
D3P2-Q18C04P-O3A2	A2-45
D3P2-Q18C04P-O3P3	A2-45
D3P2-Q4004N-C3A2	A2-46
D3P2-Q4004N-O3A2	A2-46
D3P2-Q4004P-C3A2	A2-46
D3P2-Q4004P-O3A2	A2-46
D3P2-Q4020N-CEA4	A2-50
D4B2-M1808C-CZA4	A2-29
D4B2-M1808C-O2A2	A2-27
D4B2-M1808C-OEA4	A2-28
D4B2-M1808C-OES4	A2-28
D4B2-M1808C-OZA4	A2-29
D4B2-M1816C-C2S2	A2-30
D4B2-M1816C-CEA4	A2-30
D4B2-M1816C-CES4	A2-31
D4B2-M1816C-CZA4	A2-31
D4B2-M1816C-O2A2	A2-29
D4B2-M1816C-O2A2	A2-29
D4B2-M1816C-O2S2	A2-30
D4B2-M1816C-OEA4	A2-30
D4B2-M1816C-OES4	A2-31
D4B2-M1816C-OZA4	A2-31
D4B2-M3015C-C2A2	A2-35
D4B2-M3015C-C2S2	A2-35
D4B2-M3015C-CEA4	A2-36
D4B2-M3015C-CES4	A2-36
D4B2-M3015C-O2A2	A2-35
D4B2-M3015C-O2S2	A2-35
D4B2-M3015C-OEA4	A2-36
D4B2-M3015C-OES4	A2-36
D4B2-M3025C-C2A2	A2-37
D4B2-M3025C-C2S2	A2-37
D4B2-M3025C-CEA4	A2-38
D4B2-M3025C-CES4	A2-38
D4B2-M3025C-O2A2	A2-37
D4B2-M3025C-O2S2	A2-37
D4B2-M3025C-OEA4	A2-38
D4B2-M3025C-OES4	A2-38
D4P1-Q4015C-CEA4	A2-50
D3S1-M0801N-OPA3	A2-11
D3S1-M0801P-C3A2	A2-10
D3S1-M0801P-CEA4	A2-11
D3S1-M0801P-CPA3	A2-11
D3S1-M0801P-O3A2	A2-10
D3S1-M0801P-OEA4	A2-11
D3S1-M0801P-OPA3	A2-11
D3S1-φ6.501N-C3A2	A2-01
D3S1-φ6.501N-CEA4	A2-03
D3S1-φ6.501N-CPA3	A2-02
D3S1-φ6.501N-O3A2	A2-01
D3S1-φ6.501N-OEA4	A2-03
D3S1-φ6.501N-OPA3	A2-02
D3S1-φ6.501P-C3A2	A2-01
D3S1-φ6.501P-CEA4	A2-03
D3S1-φ6.501P-CPA3	A2-02
D3S1-φ6.501P-O3A2	A2-01
D3S1-φ6.501P-OEA4	A2-03
D3S1-φ6.501P-OPA3	A2-02
D3S2-M0802N-C3A2	A2-10
D3S2-M0802N-CPA3	A2-11
D3S2-M0802N-O3A2	A2-10
D3S2-M0802N-OPA3	A2-11
D3S2-M0802P-C3A2	A2-10
D3S2-M0802P-CPA3	A2-11
D3S2-M0802P-O3A2	A2-10
D3S2-M0802P-OPA3	A2-11
D3S2-φ6.502N-C3A2	A2-01
D3S2-φ6.502N-CEA4	A2-03
D3S2-φ6.502N-CPA3	A2-02
D3S2-φ6.502N-O3A2	A2-01
D3S2-φ6.502N-OEA4	A2-03
D3S2-φ6.502N-OPA3	A2-02
D3S2-φ6.502P-C3A2	A2-01
D3S2-φ6.502P-CEA4	A2-03
D4S1-φ6.501C-OEA4	A2-03
D4S1-φ6.501C-OPA3	A2-02
D4S2-M0802C-C2A2	A2-10
D4S2-M0802C-CEA4	A2-11
D4S2-M0802C-O2A2	A2-10
D4S2-M0802C-OEA4	A2-11
D4S2-φ6.502C-C2A2	
D4S2-φ6.502C-CEA4	A2-03
D4S2-φ6.502C-CPA3	A2-02
D4S2-φ6.502C-O2A2	A2-01
D4S2-φ6.502C-OEA4	A2-03
D4S2-φ6.502C-OPA3	A2-02
D5B1-M081.5G-I3A2	A10-01
D5B1-M081.5G-IPA3	A10-01
D5B1-M081.5G-M4A2	A10-21
D5B1-M081.5G-MPA3	A10-21
D5B1-M081.5G-V3A2	A10-11
D5B1-M081.5G-VPA3	A10-11
D5B1-M1203G-I3A2	A10-03
D5B1-M1203G-IEA4	A10-03
D5B1-M1203G-M4A2	A10-23
D5B1-M1203G-MEA4	A10-23
D5B1-M1203G-V3A2	A10-13
D5B1-M1203G-VEA4	A10-13
D5B1-M1804G-I3A2	A10-05
D5B1-M1804G-IEA4	A10-05
D5B1-M1804G-M4A2	A10-25
D5B1-M1804G-MEA4	A10-25
D5B1-M1804G-V3A2	A10-15
D5B1-M1804G-VEA4	A10-15
D5B1-M3010G-I3A2	A10-07
D5B1-M3010G-IEA4	A10-07

INDEX BY PART NUMBER

Part Number	Page
D4B1-M1808C-OES4	A2-31
D4B1-M1808C-OZA4	A2-31
D4B1-M3010C-C2A2	A2-35
D4B1-M3010C-C2S2	A2-35
D4B1-M3010C-CEA4	A2-36
D4B1-M3010C-CES4	A2-36
D4B1-M3010C-O2A2	A2-35
D4B1-M3010C-O2S2	A2-35
D4B1-M3010C-OEA4	A2-36
D4B1-M3010C-OES4	A2-36
D4B1-M3016C-C2A2	A2-37
D4B1-M3016C-C2S2	A2-37
D4B1-M3016C-CEA4	A2-38
D4B1-M3016C-CES4	A2-38
D4B1-M3016C-O2A2	A2-37
D4B1-M3016C-O2S2	A2-37
D4B1-M3016C-OEA4	A2-38
D4B1-M3016C-OES4	A2-38
D4B2-M0802C-CPA3	A2-11
D4B2-M0802C-OPA3	A2-11
D4B2-M1204C-C2A2	A2-21
D4B2-M1204C-C2S2	A2-21
D4B2-M1204C-CEA4	A2-22
D4B2-M1204C-CES4	A2-22
D4B2-M1204C-O2A2	A2-21
D4B2-M1204C-O2S2	A2-21
D4B2-M1204C-OEA4	A2-22
D4B2-M1204C-OES4	A2-22
D4B2-M1208C-C2A2	A2-23
D4B2-M1208C-CEA4	A2-24
D4B2-M1208C-O2A2	A2-23
D4B2-M1208C-OEA4	A2-24
D4B2-M1808C-C2A2	A2-27
D4B2-M1808C-CEA4	A2-28
D4B2-M1808C-CES4	A2-28
D5B2-M3014G-IEA4	A10-08
D5B2-M3014G-M4A2	A10-28
D5B2-M3014G-MEA4	A10-28
D5B2-M3014G-V3A2	A10-18
D5B2-M3014G-VEA4	A10-18
D6B1-M0801-NA	A5-02
D6B1-M1202-NA	A5-03
D6B1-M1202-NA/LED	A5-03
D6B1-M1805-NA	A5-04
D6B1-M1805-NA/LED	A5-04
D6B1-M3010-NA	A5-05
D6B1-M3010-NA/LED	A5-05
D6B2-M0802-NA	A5-02
D6B2-M1204-NA	A5-03
D6B2-M1204-NA/LED	A5-03
D6B2-M1808-NA	A5-04
D6B2-M1808-NA/LED	A5-04
D6B2-M3015-NA	A5-05
D6B2-M3015-NA/LED	A5-05
D6S1-M050.8-NA	A5-01
D6S1-φ040.8-NA	A5-01
D6S1-φ0601-NA	A5-02
D6S2-φ0602-NA	A5-02
D7B1-M1202A-C3B2	A3-01
D7B1-M1202A-CMB3	A3-01
D7B1-M1202A-O3B2	A3-01
D7B1-M1202A-OMB3	A3-01
D7B1-M1805A-C3B2	A3-02
D7B1-M1805A-C3S2	A3-02
D7B1-M1805A-CMB3	A3-03
D7B1-M1805A-CMS3	A3-03
D7B1-M1805A-CZB3	A3-04
D4P1-Q4015C-CES4	A2-47
D4P1-Q4015C-CZA4	A2-50
D4P1-Q4015C-CZS4	A2-48
D4P1-Q4015C-OEA4	A2-50
D4P1-Q4015C-OES4	A2-47
D4P1-Q4015C-OZA4	A2-50
D4P1-Q4015C-OZS4	A2-48
D4P2-Q4004C-C2A2	A2-46
D4P2-Q4004C-O2A2	A2-46
D4P2-Q4020C-C2A	A2-49
D4P2-Q4020C-CEA4	A2-50
D4P2-Q4020C-CZA4	A2-50
D4P2-Q4020C-O2A	A2-49
D4P2-Q4020C-OEA4	A2-50
D4P2-Q4020C-OZA4	A2-50
D4P2-Q4030C-C2A	A2-51
D4P2-Q4030C-CEA4	A2-50
D4P2-Q4030C-CES4	A2-47
D4P2-Q4030C-CZA4	A2-50
D4P2-Q4030C-CZS4	A2-48
D4P2-Q4030C-O2A	A2-51
D4P2-Q4030C-OEA4	A2-50
D4P2-Q4030C-OES4	A2-47
D4P2-Q4030C-OZA4	A2-50
D4P2-Q4030C-OZS4	A2-48
D4S1-M0801C-C2A2	A2-10
D4S1-M0801C-CEA4	A2-11
D4S1-M0801C-CPA3	A2-11
D4S1-M0801C-O2A2	A2-10
D4S1-M0801C-OEA4	A2-11
D4S1-M0801C-OPA3	A2-11
D4S1-φ6.501C-C2A2	A2-01
D4S1-φ6.501C-CEA4	A2-03
D4S1-φ6.501C-CPA3	A2-02
D4S1-φ6.501C-O2A2	A2-01
D7B2-M3015A-O3B2	A3-05
D7B2-M3015A-O3S2	A3-05
D7B2-M3015A-OMB3	A3-06
D7B2-M3015A-OZB3	A3-06
D7P1-Q4002A-C2B2	A3-08
D7P1-Q4002A-O2B2	A3-08
D7P1-Q4015A-A4B	A3-11
D7P1-Q4015A-AZB4	A3-14
D7P1-Q4015A-AZS4	A3-09
D7P1-Q4015A-AZS4	A3-10
D7P1-Q4015A-C2B	A3-11
D7P1-Q4015A-CMB3	A3-12
D7P1-Q4015A-CMS3	A3-09
D7P1-Q4015A-CMS3	A3-10
D7P1-Q4015A-CZB2	A3-14
D7P1-Q4015A-CZS2	A3-09
D7P1-Q4015A-CZS2	A3-10
D7P1-Q4015A-O2B	A3-11
D7P1-Q4015A-OMB3	A3-12
D7P1-Q4015A-OMS3	A3-09
D7P1-Q4015A-OMS3	A3-10
D7P1-Q4015A-OZB2	A3-14
D7P1-Q4015A-OZS2	A3-09
D7P1-Q4015A-OZS2	A3-10
D7P2-Q18C04A-C2B2	A3-08
D7P2-Q18C04A-O2B2	A3-08
D7P2-Q4004A-C2B2	A3-08
D7P2-Q4004A-O2B2	A3-08
D7P2-Q4020A-A4B	A3-11
D7P2-Q4020A-AZB4	A3-14
D7P2-Q4020A-C2B	A3-11
D7P2-Q4020A-CMB3	A3-13
D5B1-M3010G-M4A2	A10-27
D5B1-M3010G-MEA4	A10-27
D5B1-M3010G-V3A2	A10-17
D5B1-M3010G-VEA4	A10-17
D5B1-Q4015G-I3A	A10-09
D5B1-Q4015G-IEA4	A10-10
D5B1-Q4015G-M3A	A10-29
D5B1-Q4015G-MEA4	A10-30
D5B1-Q4015G-V3A	A10-19
D5B1-Q4015G-VEA4	A10-20
D5B1-Q4020G-I3A	A10-09
D5B1-Q4020G-IEA4	A10-10
D5B1-Q4020G-M3A	A10-29
D5B1-Q4020G-MEA4	A10-30
D5B1-Q4020G-V3A	A10-19
D5B1-Q4020G-VEA4	A10-20
D5B2-M082.5G-I3A2	A10-02
D5B2-M082.5G-IPA3	A10-02
D5B2-M082.5G-M4A2	A10-22
D5B2-M082.5G-MPA3	A10-22
D5B2-M082.5G-V3A2	A10-12
D5B2-M082.5G-VPA3	A10-12
D5B2-M1204G-I3A2	A10-04
D5B2-M1204G-IEA4	A10-04
D5B2-M1204G-M4A2	A10-24
D5B2-M1204G-MEA4	A10-24
D5B2-M1204G-V3A2	A10-14
D5B2-M1204G-VEA4	A10-14
D5B2-M1807G-I3A2	A10-06
D5B2-M1807G-IEA4	A10-06
D5B2-M1807G-M4A2	A10-26
D5B2-M1807G-MEA4	A10-26
D5B2-M1807G-V3A2	A10-16
D5B2-M1807G-VEA4	A10-16
D5B2-M3014G-I3A2	A10-08
D8B2-M1204U-CMA3	A4-01
D8B2-M1204U-O3A2	A4-01
D8B2-M1204U-OMA3	A4-01
D8B2-M1808U-C3A2	A4-02
D8B2-M1808U-C3S2	A4-02
D8B2-M1808U-CMA3	A4-03
D8B2-M1808U-CZA3	A4-03
D8B2-M1808U-O3A2	A4-02
D8B2-M1808U-O3S2	A4-02
D8B2-M1808U-OMA3	A4-03
D8B2-M1808U-OZA3	A4-03
D8B2-M3015U-C3A2	A4-04
D8B2-M3015U-C3S2	A4-04
D8B2-M3015U-CMA3	A4-05
D8B2-M3015U-CMS3	A4-06
D8B2-M3015U-CZA3	A4-05
D8B2-M3015U-O3A2	A4-04
D8B2-M3015U-O3S2	A4-04
D8B2-M3015U-OMA3	A4-05
D8B2-M3015U-OMS3	A4-06
D8B2-M3015U-OZA3	A4-05
D8P1-Q4015U-A2A	A4-09
D8P1-Q4015U-C3A	A4-09
D8P1-Q4015U-CMA3	A4-10
D8P1-Q4015U-CMS3	A4-07
D8P1-Q4015U-CZA2	A4-12
D8P1-Q4015U-CZS3	A4-07
D8P1-Q4015U-O3A	A4-09
D8P1-Q4015U-OMA3	A4-10
D8P1-Q4015U-OMS3	A4-07
D8P1-Q4015U-OZA2	A4-12
D8P1-Q4015U-OZS3	A4-07

INDEX BY PART NUMBER

Part Number	Page
D7B1-M1805A-O3B2	A3-02
D7B1-M1805A-O3S2	A3-02
D7B1-M1805A-OMB3	A3-03
D7B1-M1805A-OMS3	A3-03
D7B1-M1805A-OZB3	A3-04
D7B1-M1810A-CMS3	A3-07
D7B1-M1810A-OMS3	A3-07
D7B1-M3010A-C3B2	A3-05
D7B1-M3010A-C3S2	A3-05
D7B1-M3010A-CMB3	A3-06
D7B1-M3010A-CZB3	A3-06
D7B1-M3010A-O3B2	A3-05
D7B1-M3010A-O3S2	A3-05
D7B1-M3010A-OMB3	A3-06
D7B1-M3010A-OZB3	A3-06
D7B2-M1204A-C3B2	A3-01
D7B2-M1204A-CMB3	A3-01
D7B2-M1204A-O3B2	A3-01
D7B2-M1204A-OMB3	A3-01
D7B2-M1808A-C3B2	A3-02
D7B2-M1808A-C3S2	A3-02
D7B2-M1808A-CMB3	A3-03
D7B2-M1808A-CMS3	A3-03
D7B2-M1808A-CZB3	A3-04
D7B2-M1808A-O3B2	A3-02
D7B2-M1808A-O3S2	A3-02
D7B2-M1808A-OMB3	A3-03
D7B2-M1808A-OMS3	A3-03
D7B2-M1808A-OZB3	A3-04
D7B2-M1815A-CMS3	A3-07
D7B2-M1815A-OMS3	A3-07
D7B2-M3015A-C3B2	A3-05
D7B2-M3015A-C3S2	A3-05
D7B2-M3015A-CMB3	A3-06
D7B2-M3015A-CZB3	A3-06
F1BD-M180500PS-IEA4	C3-02
F1BL-M120500NS-R4A2/F	C2-07
F1BL-M120500NS-REA4/F	C2-07
F1BL-M120500NS-RPA4/F	C2-08
F1BL-M120500PS-R4A2/F	C2-07
F1BL-M120500PS-REA4/F	C2-07
F1BL-M120500PS-RPA4/F	C2-08
F1BL-M121000NS-R4A2/F	*C2-07*
F1BL-M121000NS-REA4/F	*C2-07*
F1BL-M121000NS-RPA4/F	*C2-08*
F1BL-M121000PS-R4A2/F	*C2-07*
F1BL-M121000PS-REA4/F	*C2-07*
F1BL-M121000PS-RPA4/F	*C2-08*
F1BL-M121500NS-I4A2	C2-06
F1BL-M121500NS-IEA4	C2-06
F1BL-M121500NS-IPA4	C2-05
F1BL-M121500PS-I4A2	C2-06
F1BL-M121500PS-IEA4	C2-06
F1BL-M121500PS-IPA4	C2-05
F1BL-M122000NS-I4A2	*C2-06*
F1BL-M122000NS-IEA4	*C2-06*
F1BL-M122000NS-IPA4	*C2-05*
F1BL-M122000PS-I4A2	*C2-06*
F1BL-M122000PS-IEA4	*C2-06*
F1BL-M122000PS-IPA4	*C2-05*
F1BL-M181000NS-R4A2/F	C3-05
F1BL-M181000NS-REA4/F	C3-05
F1BL-M181000PS-R4A2/F	C3-05
F1BL-M181000PS-REA4/F	C3-05
F1BL-M183000NS-I4A2	C3-04
F1BL-M183000NS-IEA4	C3-04
F1BL-M183000PS-I4A2	C3-04
D7P2-Q4020A-CZB2	A3-14
D7P2-Q4020A-O2B	A3-11
D7P2-Q4020A-OMB3	A3-13
D7P2-Q4020A-OZB2	A3-14
D7P2-Q4030A-A4B	A3-12
D7P2-Q4030A-AZB4	A3-15
D7P2-Q4030A-C2B	A3-12
D7P2-Q4030A-CMB3	A3-13
D7P2-Q4030A-CZB2	A3-15
D7P2-Q4030A-O2B	A3-12
D7P2-Q4030A-OMB3	A3-13
D7P2-Q4030A-OZB2	A3-15
D8B1-M1202U-C3A2	A4-01
D8B1-M1202U-CMA3	A4-01
D8B1-M1202U-O3A2	A4-01
D8B1-M1202U-OMA3	A4-01
D8B1-M1805U-C3A2	A4-02
D8B1-M1805U-C3S2	A4-02
D8B1-M1805U-CMA3	A4-03
D8B1-M1805U-CZA3	A4-03
D8B1-M1805U-O3A2	A4-02
D8B1-M1805U-O3S2	A4-02
D8B1-M1805U-OMA3	A4-03
D8B1-M1805U-OZA3	A4-03
D8B1-M3010U-C3A2	A4-04
D8B1-M3010U-C3S2	A4-04
D8B1-M3010U-CMA3	A4-05
D8B1-M3010U-CMS3	A4-06
D8B1-M3010U-CZA3	A4-05
D8B1-M3010U-O3A2	A4-04
D8B1-M3010U-O3S2	A4-04
D8B1-M3010U-OMA3	A4-05
D8B1-M3010U-OMS3	A4-06
D8B1-M3010U-OZA3	A4-05
D8B2-M1204U-C3A2	A4-01
F1BT-M081000NL-I3A2	C1-04
F1BT-M081000NL-IPA4	C1-04
F1BT-M081000PD-I3A2	C1-04
F1BT-M081000PD-IPA4	C1-04
F1BT-M081000PL-I3A2	C1-04
F1BT-M081000PL-IPA4	C1-04
F1BT-M083000DE-I2B2	C1-05
F1BT-M083000DE-IPB4	C1-05
F1BT-M083000ND-I3A2	C1-05
F1BT-M083000ND-IPA4	C1-05
F1BT-M083000NL-I3A2	C1-05
F1BT-M083000NL-IPA4	C1-05
F1BT-M083000PD-I3A2	C1-05
F1BT-M083000PD-IPA4	C1-05
F1BT-M083000PL-I3A2	C1-05
F1BT-M083000PL-IPA4	C1-05
F1BT-M12010MDE-I2B2	C2-03
F1BT-M12010MDE-IEB4	C2-03
F1BT-M12010MDE-IPB4	C2-02
F1BT-M12010MND-I3A2	C2-03
F1BT-M12010MND-IEA4	C2-03
F1BT-M12010MND-IPA4	C2-02
F1BT-M12010MNL-I3A2	C2-03
F1BT-M12010MNL-IEA4	C2-03
F1BT-M12010MNL-IPA4	C2-02
F1BT-M12010MPD-I3A2	C2-03
F1BT-M12010MPD-IEA4	C2-03
F1BT-M12010MPD-IPA4	C2-02
F1BT-M12010MPL-I3A2	C2-03
F1BT-M12010MPL-IEA4	C2-03
F1BT-M12010MPL-IPA4	C2-02
F1BT-M125200DE-I2B2	C2-01
D8P2-Q4020U-A2A	A4-09
D8P2-Q4020U-C3A	A4-09
D8P2-Q4020U-CMA3	A4-11
D8P2-Q4020U-CMA3	A4-11
D8P2-Q4020U-CZA2	A4-12
D8P2-Q4020U-CZA2	A4-13
D8P2-Q4020U-O3A	A4-09
D8P2-Q4020U-OMA3	A4-11
D8P2-Q4020U-OMA3	A4-11
D8P2-Q4020U-OZA2	A4-12
D8P2-Q4020U-OZA2	A4-13
D8P2-Q4030U-A2A	A4-10
D8P2-Q4030U-C3A	A4-10
D8P2-Q4030U-CMS3	A4-08
D8P2-Q4030U-CZS3	A4-08
D8P2-Q4030U-O3A	A4-10
D8P2-Q4030U-OMS3	A4-08
D8P2-Q4030U-OZS3	A4-08
ES-FA4NLV042	D1-03
ES-FA4PLV042	D1-03
ES-FA4WLV042	D1-03
ES-FS4WLV042	D1-03
F1BD-M120200NS-I4A2	C2-04
F1BD-M120200NS-IEA4	C2-04
F1BD-M120200NS-IPA4	C2-05
F1BD-M120200PS-I4A2	C2-04
F1BD-M120200PS-IEA4	C2-04
F1BD-M120200PS-IPA4	C2-05
F1BD-M180150NS-I4A2	C3-03
F1BD-M180150NS-IEA4	C3-03
F1BD-M180150PS-I4A2	C3-03
F1BD-M180150PS-IEA4	C3-03
F1BD-M180500NS-I4A2	C3-02
F1BD-M180500NS-IEA4	C3-02
F1BD-M180500PS-I4A2	C3-02
F1PD-Q310110NS-IPA4	C5-05
F1PD-Q310110PS-I4A2	C5-03
F1PD-Q310110PS-IPA4	C5-05
F1PD-Q310350NS-I4A2	C5-03
F1PD-Q310350NS-IPA4	C5-05
F1PD-Q310350PS-I4A2	C5-03
F1PD-Q310350PS-IPA4	C5-05
F1PD-Q310800NS-I4A2	C5-04
F1PD-Q310800NS-IPA4	C5-04
F1PD-Q310800PS-I4A2	C5-04
F1PD-Q310800PS-IPA4	C5-04
F1PD-Q500400DS-I4A2	C6-03
F1PD-Q500400DS-IEA4	C6-05
F1PD-Q501000DS-I4A2	C6-03
F1PD-Q501000DS-IEA4	C6-05
F1PD-Q501800DS-I4A2	C6-04
F1PD-Q501800DS-IEA4	C6-06
F1PD-Q502000DS-I4A2	C6-04
F1PD-Q502000DS-IEA4	C6-06
F1PD-Q801000DS-I5A	C7-01
F1PD-Q801000DS-I5AT	C7-01
F1PD-Q801000DS-IEA4	C7-02
F1PD-Q801000DS-IEA4T	C7-02
F1PD-Q801800DS-I5A	C7-01
F1PD-Q801800DS-I5AT	C7-01
F1PD-Q801800DS-IEA4	C7-02
F1PD-Q801800DS-IEA4T	C7-02
F1PL-M120500NS-R4A2/F	C2-07
F1PL-M120500NS-REA4/F	C2-07
F1PL-M120500NS-RPA4/F	C2-08
F1PL-M120500PS-R4A2/F	C2-07
F1PL-M120500PS-REA4/F	C2-07

INDEX BY PART NUMBER

Part Number	Page
F1BL-M183000PS-IEA4	C3-04
F1BT-M080080DE-R2B2	C1-01
F1BT-M080080DE-RPB4	C1-01
F1BT-M080080ND-R3A2	C1-01
F1BT-M080080ND-RPA4	C1-01
F1BT-M080080NL-R3A2	C1-01
F1BT-M080080NL-RPA4	C1-01
F1BT-M080080PD-R3A2	C1-01
F1BT-M080080PD-RPA4	C1-01
F1BT-M080080PL-R3A2	C1-01
F1BT-M080080PL-RPA4	C1-01
F1BT-M080150DE-I2B2	C1-02
F1BT-M080150DE-IPB4	C1-02
F1BT-M080150ND-I3A2	C1-02
F1BT-M080150ND-IPA4	C1-02
F1BT-M080150NL-I3A2	C1-02
F1BT-M080150NL-IPA4	C1-02
F1BT-M080150PD-I3A2	C1-02
F1BT-M080150PD-IPA4	C1-02
F1BT-M080150PL-I3A2	C1-02
F1BT-M080150PL-IPA4	C1-02
F1BT-M080500DE-I2B2	C1-03
F1BT-M080500DE-IPB4	C1-03
F1BT-M080500ND-I3A2	C1-03
F1BT-M080500ND-IPA4	C1-03
F1BT-M080500NL-I3A2	C1-03
F1BT-M080500NL-IPA4	C1-03
F1BT-M080500PD-I3A2	C1-03
F1BT-M080500PD-IPA4	C1-03
F1BT-M080500PL-I3A2	C1-03
F1BT-M080500PL-IPA4	C1-03
F1BT-M081000DE-I2B2	C1-04
F1BT-M081000DE-IPB4	C1-04
F1BT-M081000ND-I3A2	C1-04
F1BT-M081000ND-IPA4	C1-04
F1PL-Q314000NS-I4A2	C5-06
F1PL-Q314000NS-IPA4	C5-06
F1PL-Q314000PS-I4A2	C5-06
F1PL-Q314000PS-IPA4	C5-06
F1PL-Q50010MDS-I4A2	C6-07
F1PL-Q50010MDS-IEA4	C6-07
F1PL-Q506000DS-R4A2	C6-08
F1PL-Q506000DS-REA4	C6-08
F1PL-Q80015MDS-I5A	C7-03
F1PL-Q80015MDS-I5AT	C7-03
F1PL-Q80015MDS-IEA4	C7-04
F1PL-Q80015MDS-IEA4T	C7-04
F1PL-Q809000DS-R5A/F	C7-03
F1PL-Q809000DS-R5AT/F	C7-03
F1PL-Q809000DS-REA4/F	C7-04
F1PL-Q809000DS-REA4T/F	C7-04
F1PT-M12010MDE-I2B2	C2-03
F1PT-M12010MDE-IEB4	C2-03
F1PT-M12010MDE-IPB4	C2-02
F1PT-M12010MND-I3A2	C2-03
F1PT-M12010MND-IEA4	C2-03
F1PT-M12010MND-IPA4	C2-02
F1PT-M12010MNL-I3A2	C2-03
F1PT-M12010MNL-IEA4	C2-03
F1PT-M12010MNL-IPA4	C2-02
F1PT-M12010MPD-I3A2	C2-03
F1PT-M12010MPD-IEA4	C2-03
F1PT-M12010MPD-IPA4	C2-02
F1PT-M12010MPL-I3A2	C2-03
F1PT-M12010MPL-IEA4	C2-03
F1PT-M12010MPL-IPA4	C2-02
F1PT-M125200DE-I2B2	C2-01
F1BT-M125200DE-IEB4	C2-01
F1BT-M125200DE-IPB4	C2-02
F1BT-M125200ND-I3A2	C2-01
F1BT-M125200ND-IEA4	C2-01
F1BT-M125200ND-IPA4	C2-02
F1BT-M125200NL-I3A2	C2-01
F1BT-M125200NL-IEA4	C2-01
F1BT-M125200NL-IPA4	C2-02
F1BT-M125200PD-I3A2	C2-01
F1BT-M125200PD-IEA4	C2-01
F1BT-M125200PD-IPA4	C2-02
F1BT-M125200PL-I3A2	C2-01
F1BT-M125200PL-IEA4	C2-01
F1BT-M125200PL-IPA4	C2-02
F1BT-M18015MDE-I3B2	C3-01
F1BT-M18015MDE-IEB4	C3-01
F1BT-M18015MNS-I4A2	C3-01
F1BT-M18015MNS-IEA4	C3-01
F1BT-M18015MPS-I4A2	C3-01
F1BT-M18015MPS-IEA4	C3-01
F1PD-M120200NS-I4A2	C2-04
F1PD-M120200NS-IEA4	C2-04
F1PD-M120200NS-IPA4	C2-05
F1PD-M120200PS-I4A2	C2-04
F1PD-M120200PS-IEA4	C2-04
F1PD-M120200PS-IPA4	C2-05
F1PD-M180150NS-I4A2	C3-03
F1PD-M180150NS-IEA4	C3-03
F1PD-M180150PS-I4A2	C3-03
F1PD-M180150PS-IEA4	C3-03
F1PD-M180500NS-I4A2	C3-02
F1PD-M180500NS-IEA4	C3-02
F1PD-M180500PS-I4A2	C3-02
F1PD-M180500PS-IEA4	C3-02
F1PD-Q310110NS-I4A2	C5-03
F1PT-Q50020MDS-IEA4	C6-02
F1PT-Q50040MDE-I2B2	C6-01
F1PT-Q50040MDE-IEB4	C6-02
F1PT-Q50040MDS-I4A2	C6-01
F1PT-Q50040MDS-IEA4	C6-02
F1ST-M080080DE-R2B2	C1-01
F1ST-M080080DE-RPB4	C1-01
F1ST-M080080ND-R3A2	C1-01
F1ST-M080080ND-RPA4	C1-01
F1ST-M080080NL-R3A2	C1-01
F1ST-M080080NL-RPA4	C1-01
F1ST-M080080PD-R3A2	C1-01
F1ST-M080080PD-RPA4	C1-01
F1ST-M080080PL-R3A2	C1-01
F1ST-M080080PL-RPA4	C1-01
F1ST-M080150DE-I2B2	C1-02
F1ST-M080150DE-IPB4	C1-02
F1ST-M080150ND-I3A2	C1-02
F1ST-M080150ND-IPA4	C1-02
F1ST-M080150NL-I3A2	C1-02
F1ST-M080150NL-IPA4	C1-02
F1ST-M080150PD-I3A2	C1-02
F1ST-M080150PD-IPA4	C1-02
F1ST-M080150PL-I3A2	C1-02
F1ST-M080150PL-IPA4	C1-02
F1ST-M080500DE-I2B2	C1-03
F1ST-M080500DE-IPB4	C1-03
F1ST-M080500ND-I3A2	C1-03
F1ST-M080500ND-IPA4	C1-03
F1ST-M080500NL-I3A2	C1-03
F1ST-M080500NL-IPA4	C1-03
F1ST-M080500PD-I3A2	C1-03
F1PL-M120500PS-RPA4/F	C2-08
F1PL-M121000NS-R4A2/F	*C2-07*
F1PL-M121000NS-REA4/F	*C2-07*
F1PL-M121000NS-RPA4/F	*C2-08*
F1PL-M121000PS-R4A2/F	*C2-07*
F1PL-M121000PS-REA4/F	*C2-07*
F1PL-M121000PS-RPA4/F	*C2-08*
F1PL-M121500NS-I4A2	C2-06
F1PL-M121500NS-IEA4	C2-06
F1PL-M121500NS-IPA4	C2-05
F1PL-M121500PS-I4A2	C2-06
F1PL-M121500PS-IEA4	C2-06
F1PL-M121500PS-IPA4	C2-05
F1PL-M122000NS-I4A2	*C2-06*
F1PL-M122000NS-IEA4	*C2-06*
F1PL-M122000NS-IPA4	*C2-05*
F1PL-M122000PS-I4A2	*C2-06*
F1PL-M122000PS-IEA4	*C2-06*
F1PL-M122000PS-IPA4	*C2-05*
F1PL-M181000NS-R4A2/F	C3-05
F1PL-M181000NS-REA4/F	C3-05
F1PL-M181000PS-R4A2/F	C3-05
F1PL-M181000PS-REA4/F	C3-05
F1PL-M183000NS-I4A2	C3-04
F1PL-M183000NS-IEA4	C3-04
F1PL-M183000PS-I4A2	C3-04
F1PL-M183000PS-IEA4	C3-04
F1PL-Q310700NS-I4A2	C5-08
F1PL-Q310700NS-IPA4	C5-08
F1PL-Q310700PS-I4A2	C5-08
F1PL-Q310700PS-IPA4	C5-08
F1PL-Q312000NS-R4A2/F	C5-07
F1PL-Q312000NS-RPA4/F	C5-07
F1PL-Q312000PS-R4A2/F	C5-07
F1PL-Q312000PS-RPA4/F	C5-07
F2BL-M183000AD-I3B2	C3-19
F2BL-M183000AD-IEB4	C3-19
F2BL-M183000AL-I3B2	C3-19
F2BL-M183000AL-IEB4	C3-19
F2BT-M18015MAD-I3B2	C3-16
F2BT-M18015MAD-IEB4	C3-16
F2BT-M18015MAE-I2B2	C3-16
F2BT-M18015MAE-IEB4	C3-16
F2BT-M18015MAL-I3B2	C3-16
F2BT-M18015MAL-IEB4	C3-16
F2PD-M180150AD-I3B2	C3-18
F2PD-M180150AD-IEB4	C3-18
F2PD-M180150AL-I3B2	C3-18
F2PD-M180150AL-IEB4	C3-18
F2PD-M180500AD-I3B2	C3-17
F2PD-M180500AD-IEB4	C3-17
F2PD-M180500AL-I3B2	C3-17
F2PD-M180500AL-IEB4	C3-17
F2PL-M181000AD-R3B2/F	C3-20
F2PL-M181000AD-REB4/F	C3-20
F2PL-M181000AL-R3B2/F	C3-20
F2PL-M181000AL-REB4/F	C3-20
F2PL-M183000AD-I3B2	C3-19
F2PL-M183000AD-IEB4	C3-19
F2PL-M183000AL-I3B2	C3-19
F2PL-M183000AL-IEB4	C3-19
F2PT-M18015MAD-I3B2	C3-16
F2PT-M18015MAD-IEB4	C3-16
F2PT-M18015MAE-I2B2	C3-16
F2PT-M18015MAE-IEB4	C3-16
F2PT-M18015MAL-I3B2	C3-16
F2PT-M18015MAL-IEB4	C3-16

INDEX BY PART NUMBER

Part Number	Page
F1PT-M125200DE-IEB4	C2-01
F1PT-M125200DE-IPB4	C2-02
F1PT-M125200ND-I3A2	C2-01
F1PT-M125200ND-IEA4	C2-01
F1PT-M125200ND-IPA4	C2-02
F1PT-M125200NL-I3A2	C2-01
F1PT-M125200NL-IEA4	C2-01
F1PT-M125200NL-IPA4	C2-02
F1PT-M125200PD-I3A2	C2-01
F1PT-M125200PD-IEA4	C2-01
F1PT-M125200PD-IPA4	C2-02
F1PT-M125200PL-I3A2	C2-01
F1PT-M125200PL-IEA4	C2-01
F1PT-M125200PL-IPA4	C2-02
F1PT-M18015MDE-I3B2	C3-01
F1PT-M18015MDE-IEB4	C3-01
F1PT-M18015MNS-I4A2	C3-01
F1PT-M18015MNS-IEA4	C3-01
F1PT-M18015MPS-I4A2	C3-01
F1PT-M18015MPS-IEA4	C3-01
F1PT-Q31010MDE-I2A2	C5-01
F1PT-Q31010MDE-IPA4	C5-02
F1PT-Q31010MNS-I4A2	C5-01
F1PT-Q31010MNS-IPA4	C5-02
F1PT-Q31010MPS-I4A2	C5-01
F1PT-Q31010MPS-IPA4	C5-02
F1PT-Q315000DE-I2A2	C5-01
F1PT-Q315000DE-IPA4	C5-02
F1PT-Q315000NS-I4A2	C5-01
F1PT-Q315000NS-IPA4	C5-02
F1PT-Q315000PS-I4A2	C5-01
F1PT-Q315000PS-IPA4	C5-02
F1PT-Q50020MDE-I2B2	C6-01
F1PT-Q50020MDE-IEB4	C6-02
F1PT-Q50020MDS-I4A2	C6-01
F3PT-Q50040MUR-IEB4	C6-10
F3PT-Q80025MUE-I2A	C7-05
F3PT-Q80025MUE-IEA4	C7-06
F3PT-Q80025MUR-I5A	C7-05
F3PT-Q80025MUR-I5AT	C7-05
F3PT-Q80025MUR-IEA4	C7-06
F3PT-Q80025MUR-IEA4T	C7-06
F3PT-Q80050MUE-I2A	C7-05
F3PT-Q80050MUE-IEA4	C7-06
F3PT-Q80050MUR-I5A	C7-05
F3PT-Q80050MUR-I5AT	C7-05
F3PT-Q80050MUR-IEA4	C7-06
F3PT-Q80050MUR-IEA4T	C7-06
FA-12ESC2	C8-01
FA-12ESC2	C8-01
FA-12ESE4	C8-01
FA-12NCC2	C8-01
FA-12NCE4	C8-01
FA-12NOC2	C8-01
FA-12NOE4	C8-01
FA-12PCC2	C8-01
FA-12PCE4	C8-01
FA-12POC2	C8-01
FA-12POE4	C8-01
FA-12RSC2	C8-01
FA-16ESC2	C8-02
FA-16ESC2	C8-02
FA-16ESE4	C8-02
FA-16NCC2	C8-02
FA-16NCE4	C8-02
FA-16NOC2	C8-02
FA-16NOE4	C8-02

Part Number	Page
F1ST-M080500PD-IPA4	C1-03
F1ST-M080500PL-I3A2	C1-03
F1ST-M080500PL-IPA4	C1-03
F1ST-M081000DE-I2B2	C1-04
F1ST-M081000DE-IPB4	C1-04
F1ST-M081000ND-I3A2	C1-04
F1ST-M081000ND-IPA4	C1-04
F1ST-M081000NL-I3A2	C1-04
F1ST-M081000NL-IPA4	C1-04
F1ST-M081000PD-I3A2	C1-04
F1ST-M081000PD-IPA4	C1-04
F1ST-M081000PL-I3A2	C1-04
F1ST-M081000PL-IPA4	C1-04
F1ST-M083000DE-I2B2	C1-05
F1ST-M083000DE-IPB4	C1-05
F1ST-M083000ND-I3A2	C1-05
F1ST-M083000ND-IPA4	C1-05
F1ST-M083000NL-I3A2	C1-05
F1ST-M083000NL-IPA4	C1-05
F1ST-M083000PD-I3A2	C1-05
F1ST-M083000PD-IPA4	C1-05
F1ST-M083000PL-I3A2	C1-05
F1ST-M083000PL-IPA4	C1-05
F2BD-M180150AD-I3B2	C3-18
F2BD-M180150AD-IEB4	C3-18
F2BD-M180150AL-I3B2	C3-18
F2BD-M180150AL-IEB4	C3-18
F2BD-M180500AD-I3B2	C3-17
F2BD-M180500AD-IEB4	C3-17
F2BD-M180500AL-I3B2	C3-17
F2BD-M180500AL-IEB4	C3-17
F2BL-M181000AD-R3B2/F	C3-20
F2BL-M181000AD-REB4/F	C3-20
F2BL-M181000AL-R3B2/F	C3-20
F2BL-M181000AL-REB4/F	C3-20
FA-28NOE4	C8-03
FA-28PCC2	C8-03
FA-28PCE4	C8-03
FA-28POC2	C8-03
FA-28POE4	C8-03
FA-28RSC2	C8-03
FA-32ESC2	C8-03
FA-32ESC2	C8-03
FA-32ESE4	C8-03
FA-32NCC2	C8-03
FA-32NCE4	C8-03
FA-32NOC2	C8-03
FA-32NOE4	C8-03
FA-32PCC2	C8-03
FA-32PCE4	C8-03
FA-32POC2	C8-03
FA-32POE4	C8-03
FA-32RSC2	C8-03
FA-8ESC2	C8-01
FA-8ESC2	C8-01
FA-8ESE4	C8-01
FA-8NCC2	C8-01
FA-8NCE4	C8-01
FA-8NOC2	C8-01
FA-8NOE4	C8-01
FA-8PCC2	C8-01
FA-8PCE4	C8-01
FA-8POC2	C8-01
FA-8POE4	C8-01
FA-8RSC2	C8-01
D4P1-Q4015C-C2A	A2-49
D4P1-Q4015C-O2A	A2-49

Part Number	Page
F3PD-Q500400UR-I5B2	C6-11
F3PD-Q500400UR-IEB4	C6-13
F3PD-Q501000UR-I5B2	C6-11
F3PD-Q501000UR-IEB4	C6-13
F3PD-Q501800UR-I5B2	C6-12
F3PD-Q501800UR-IEB4	C6-14
F3PD-Q502000UR-I5B2	C6-12
F3PD-Q502000UR-IEB4	C6-14
F3PD-Q801000UR-I5A	C7-07
F3PD-Q801000UR-I5AT	C7-07
F3PD-Q801000UR-IEA4	C7-08
F3PD-Q801000UR-IEA4T	C7-08
F3PD-Q801800UR-I5A	C7-07
F3PD-Q801800UR-I5AT	C7-07
F3PD-Q801800UR-IEA4	C7-08
F3PD-Q801800UR-IEA4T	C7-08
F3PL-Q50010MUR-I5B2	C6-15
F3PL-Q50010MUR-IEB4	C6-15
F3PL-Q506000UR-R5B2	C6-16
F3PL-Q506000UR-REB4	C6-16
F3PL-Q80010MUR-I5A	C7-09
F3PL-Q80010MUR-I5AT	C7-09
F3PL-Q80010MUR-IEA4	C7-09
F3PL-Q80010MUR-IEA4T	C7-09
F3PL-Q809000UR-R5A/F	C7-10
F3PL-Q809000UR-R5AT/F	C7-10
F3PL-Q809000UR-REA4/F	C7-10
F3PL-Q809000UR-REA4T/F	C7-10
F3PT-Q50020MUE-I2B2	C6-09
F3PT-Q50020MUE-IEB4	C6-10
F3PT-Q50020MUR-I5B2	C6-09
F3PT-Q50020MUR-IEB4	C6-10
F3PT-Q50040MUE-I2B2	C6-09
F3PT-Q50040MUE-IEB4	C6-10
F3PT-Q50040MUR-I5B2	C6-09
M1S1-M0802N-OES4	A6-12
M1S1-M0802N-OPA3	A6-09
M1S1-M0802N-OPS3	A6-10
M1S1-M0802P-C3A2	A6-07
M1S1-M0802P-C3S2	A6-08
M1S1-M0802P-CEA4	A6-11
M1S1-M0802P-CES4	A6-12
M1S1-M0802P-CPA3	A6-09
M1S1-M0802P-CPS3	A6-10
M1S1-M0802P-O3A2	A6-07
M1S1-M0802P-O3S2	A6-08
M1S1-M0802P-OEA4	A6-11
M1S1-M0802P-OES4	A6-12
M1S1-M0802P-OPA3	A6-09
M1S1-M0802P-OPS3	A6-10
M1S1-M0803N-C3A2	A6-07
M1S1-M0803N-O3A2	A6-07
M1S1-M0803P-C3A2	A6-07
M1S1-M0803P-O3A2	A6-07
M1S1-M1202N-C3A2	A6-13
M1S1-M1202N-C3A2/F	A6-53
M1S1-M1202N-C3A2/N	A6-60
M1S1-M1202N-C3S2	A6-14
M1S1-M1202N-CEA4	A6-15
M1S1-M1202N-CEA4/F	A6-54
M1S1-M1202N-CEA4/N	A6-61
M1S1-M1202N-CES4	A6-16
M1S1-M1202N-O3A2	A6-13
M1S1-M1202N-O3A2/F	A6-53
M1S1-M1202N-O3A2/N	A6-60
M1S1-M1202N-O3S2	A6-14
M1S1-M1202N-OEA4	A6-15

INDEX BY PART NUMBER

Part Number	Page
FA-16PCC2	C8-02
FA-16PCE4	C8-02
FA-16POC2	C8-02
FA-16POE4	C8-02
FA-16RSC2	C8-02
FA-20ESC2	C8-02
FA-20ESC2	C8-02
FA-20ESE4	C8-02
FA-20NCC2	C8-02
FA-20NCE4	C8-02
FA-20NOC2	C8-02
FA-20NOE4	C8-02
FA-20PCC2	C8-02
FA-20PCE4	C8-02
FA-20POC2	C8-02
FA-20POE4	C8-02
FA-20RSC2	C8-02
FA-24ESC2	C8-03
FA-24ESC2	C8-03
FA-24ESE4	C8-03
FA-24NCC2	C8-03
FA-24NCE4	C8-03
FA-24NOC2	C8-03
FA-24NOE4	C8-03
FA-24PCC2	C8-03
FA-24PCE4	C8-03
FA-24POC2	C8-03
FA-24POE4	C8-03
FA-24RSC2	C8-03
FA-28ESC2	C8-03
FA-28ESC2	C8-03
FA-28ESE4	C8-03
FA-28NCC2	C8-03
FA-28NCE4	C8-03
FA-28NOC2	C8-03
M1S1-M1206N-C3A2	A6-20
M1S1-M1206N-CEA4	A6-21
M1S1-M1206N-O3A2	A6-20
M1S1-M1206N-OEA4	A6-21
M1S1-M1206P-C3A2	A6-20
M1S1-M1206P-CEA4	A6-21
M1S1-M1206P-O3A2	A6-20
M1S1-M1206P-OEA4	A6-21
M1S1-M1805N-C3A2	A6-22
M1S1-M1805N-C3A2/F	A6-55
M1S1-M1805N-C3A2/N	A6-62
M1S1-M1805N-C3R2	A6-23
M1S1-M1805N-C3S2	A6-24
M1S1-M1805N-CEA4	A6-25
M1S1-M1805N-CEA4/F	A6-56
M1S1-M1805N-CEA4/N	A6-63
M1S1-M1805N-CES4	A6-26
M1S1-M1805N-CZA4	A6-27
M1S1-M1805N-CZA4/F	A6-57
M1S1-M1805N-CZA4/N	A6-64
M1S1-M1805N-O3A2	A6-22
M1S1-M1805N-O3A2/F	A6-55
M1S1-M1805N-O3A2/N	A6-62
M1S1-M1805N-O3R2	A6-23
M1S1-M1805N-O3S2	A6-24
M1S1-M1805N-OEA4	A6-25
M1S1-M1805N-OEA4/F	A6-56
M1S1-M1805N-OEA4/N	A6-63
M1S1-M1805N-OES4	A6-26
M1S1-M1805N-OZA4	A6-27
M1S1-M1805N-OZA4/F	A6-57
M1S1-M1805N-OZA4/N	A6-64

Part Number	Page
D4P2-Q1804C-C2A2	A2-44
D4P2-Q1804C-O2A2	A2-44
M1S1-M0801N-C3A2	A6-01
M1S1-M0801N-C3S2	A6-02
M1S1-M0801N-CEA4	A6-05
M1S1-M0801N-CES4	A6-06
M1S1-M0801N-CPA3	A6-03
M1S1-M0801N-CPS3	A6-04
M1S1-M0801N-O3A2	A6-01
M1S1-M0801N-O3S2	A6-02
M1S1-M0801N-OEA4	A6-05
M1S1-M0801N-OES4	A6-06
M1S1-M0801N-OPA3	A6-03
M1S1-M0801N-OPS3	A6-04
M1S1-M0801P-C3A2	A6-01
M1S1-M0801P-C3S2	A6-02
M1S1-M0801P-CEA4	A6-05
M1S1-M0801P-CES4	A6-06
M1S1-M0801P-CPA3	A6-03
M1S1-M0801P-CPS3	A6-04
M1S1-M0801P-O3A2	A6-01
M1S1-M0801P-O3S2	A6-02
M1S1-M0801P-OEA4	A6-05
M1S1-M0801P-OES4	A6-06
M1S1-M0801P-OPA3	A6-03
M1S1-M0801P-OPS3	A6-04
M1S1-M0802N-C3A2	A6-07
M1S1-M0802N-C3S2	A6-08
M1S1-M0802N-CEA4	A6-11
M1S1-M0802N-CES4	A6-12
M1S1-M0802N-CPA3	A6-09
M1S1-M0802N-CPS3	A6-10
M1S1-M0802N-O3A2	A6-07
M1S1-M0802N-O3S2	A6-08
M1S1-M0802N-OEA4	A6-11
M1S1-M1808N-OZA4	A6-32
M1S1-M1808P-C3A2	A6-28
M1S1-M1808P-C3R2	A6-29
M1S1-M1808P-C3S2	A6-30
M1S1-M1808P-CEA4	A6-31
M1S1-M1808P-CES4	A6-30
M1S1-M1808P-CZA4	A6-32
M1S1-M1808P-O3A2	A6-28
M1S1-M1808P-O3R2	A6-29
M1S1-M1808P-O3S2	A6-30
M1S1-M1808P-OEA4	A6-31
M1S1-M1808P-OES4	A6-30
M1S1-M1808P-OZA4	A6-32
M1S1-M1812N-C3A2	A6-33
M1S1-M1812N-C3R2	A6-34
M1S1-M1812N-CEA4	A6-35
M1S1-M1812N-CZA4	A6-36
M1S1-M1812N-O3A2	A6-33
M1S1-M1812N-O3R2	A6-34
M1S1-M1812N-OEA4	A6-35
M1S1-M1812N-OZA4	A6-36
M1S1-M1812P-C3A2	A6-33
M1S1-M1812P-C3R2	A6-34
M1S1-M1812P-CEA4	A6-35
M1S1-M1812P-CZA4	A6-36
M1S1-M1812P-O3A2	A6-33
M1S1-M1812P-O3R2	A6-34
M1S1-M1812P-OEA4	A6-35
M1S1-M1812P-OZA4	A6-36
M1S1-M3010N-C3A2	A6-37
M1S1-M3010N-C3A2/F	A6-58
M1S1-M3010N-C3A2/N	A6-65

Part Number	Page
M1S1-M1202N-OEA4/F	A6-54
M1S1-M1202N-OEA4/N	A6-61
M1S1-M1202N-OES4	A6-16
M1S1-M1202P-C3A2	A6-13
M1S1-M1202P-C3A2/F	A6-53
M1S1-M1202P-C3A2/N	A6-60
M1S1-M1202P-C3S2	A6-14
M1S1-M1202P-CEA4	A6-15
M1S1-M1202P-CEA4/F	A6-54
M1S1-M1202P-CEA4/N	A6-61
M1S1-M1202P-CES4	A6-16
M1S1-M1202P-O3A2	A6-13
M1S1-M1202P-O3A2/F	A6-53
M1S1-M1202P-O3A2/N	A6-60
M1S1-M1202P-O3S2	A6-14
M1S1-M1202P-OEA4	A6-15
M1S1-M1202P-OEA4/F	A6-54
M1S1-M1202P-OEA4/N	A6-61
M1S1-M1202P-OES4	A6-16
M1S1-M1204N-C3A2	A6-17
M1S1-M1204N-C3S2	A6-18
M1S1-M1204N-CEA4	A6-19
M1S1-M1204N-CES4	A6-18
M1S1-M1204N-O3A2	A6-17
M1S1-M1204N-O3S2	A6-18
M1S1-M1204N-OEA4	A6-19
M1S1-M1204N-OES4	A6-18
M1S1-M1204P-C3A2	A6-17
M1S1-M1204P-C3S2	A6-18
M1S1-M1204P-CEA4	A6-19
M1S1-M1204P-CES4	A6-18
M1S1-M1204P-O3A2	A6-17
M1S1-M1204P-O3S2	A6-18
M1S1-M1204P-OEA4	A6-19
M1S1-M1204P-OES4	A6-18
M1S1-M3010P-CZR4	A6-42
M1S1-M3010P-O3A2	A6-37
M1S1-M3010P-O3A2/F	A6-58
M1S1-M3010P-O3A2/N	A6-65
M1S1-M3010P-O3S2	A6-38
M1S1-M3010P-OEA4	A6-39
M1S1-M3010P-OEA4/F	A6-58
M1S1-M3010P-OEA4/N	A6-65
M1S1-M3010P-OER4	A6-40
M1S1-M3010P-OES4	*A6-40*
M1S1-M3010P-OZA4	A6-41
M1S1-M3010P-OZA4/F	A6-59
M1S1-M3010P-OZA4/N	A6-66
M1S1-M3010P-OZR4	A6-42
M1S1-M3015N-CEA4	A6-44
M1S1-M3015N-CER4	A6-45
M1S1-M3015N-CZA4	A6-46
M1S1-M3015N-CZR4	A6-47
M1S1-M3015N-OEA4	A6-44
M1S1-M3015N-OER4	A6-45
M1S1-M3015N-OER4	A6-50
M1S1-M3015N-OZA4	A6-46
M1S1-M3015N-OZR4	A6-47
M1S1-M3015P-CEA4	A6-44
M1S1-M3015P-CER4	A6-45
M1S1-M3015P-CZA4	A6-46
M1S1-M3015P-CZR4	A6-47
M1S1-M3015P-OEA4	A6-44
M1S1-M3015P-OER4	A6-45
M1S1-M3015P-OZA4	A6-46
M1S1-M3015P-OZR4	A6-47
M1S1-M3016N-C3A2	A6-43

INDEX BY PART NUMBER

Part Number	Page
M1S1-M1805P-C3A2	A6-22
M1S1-M1805P-C3A2/F	A6-55
M1S1-M1805P-C3A2/N	A6-62
M1S1-M1805P-C3R2	A6-23
M1S1-M1805P-C3S2	A6-24
M1S1-M1805P-CEA4	A6-25
M1S1-M1805P-CEA4/F	A6-56
M1S1-M1805P-CEA4/N	A6-63
M1S1-M1805P-CES4	A6-26
M1S1-M1805P-CZA4	A6-27
M1S1-M1805P-CZA4/F	A6-57
M1S1-M1805P-CZA4/N	A6-64
M1S1-M1805P-O3A2	A6-22
M1S1-M1805P-O3A2/F	A6-55
M1S1-M1805P-O3A2/N	A6-62
M1S1-M1805P-O3R2	A6-23
M1S1-M1805P-O3S2	A6-24
M1S1-M1805P-OEA4	A6-25
M1S1-M1805P-OEA4/F	A6-56
M1S1-M1805P-OEA4/N	A6-63
M1S1-M1805P-OES4	A6-26
M1S1-M1805P-OZA4	A6-27
M1S1-M1805P-OZA4/F	A6-57
M1S1-M1805P-OZA4/N	A6-64
M1S1-M1808N-C3A2	A6-28
M1S1-M1808N-C3R2	A6-29
M1S1-M1808N-C3S2	A6-30
M1S1-M1808N-CEA4	A6-31
M1S1-M1808N-CES4	A6-30
M1S1-M1808N-CZA4	A6-32
M1S1-M1808N-O3A2	A6-28
M1S1-M1808N-O3R2	A6-29
M1S1-M1808N-O3S2	A6-30
M1S1-M1808N-OEA4	A6-31
M1S1-M1808N-OES4	A6-30
M1S2-M0802P-C3S2	A6-02
M1S2-M0802P-CEA4	A6-05
M1S2-M0802P-CES4	A6-06
M1S2-M0802P-CPA3	A6-03
M1S2-M0802P-CPS3	A6-04
M1S2-M0802P-O3A2	A6-01
M1S2-M0802P-O3S2	A6-02
M1S2-M0802P-OEA4	A6-05
M1S2-M0802P-OES4	A6-06
M1S2-M0802P-OPA3	A6-03
M1S2-M0802P-OPS3	A6-04
M1S2-M0804N-C3A2	A6-07
M1S2-M0804N-C3S2	A6-08
M1S2-M0804N-CEA4	A6-11
M1S2-M0804N-CES4	A6-12
M1S2-M0804N-CPA3	A6-09
M1S2-M0804N-CPS3	A6-10
M1S2-M0804N-O3A2	A6-07
M1S2-M0804N-O3S2	A6-08
M1S2-M0804N-OEA4	A6-11
M1S2-M0804N-OES4	A6-12
M1S2-M0804N-OPA3	A6-09
M1S2-M0804N-OPS3	A6-10
M1S2-M0804P-C3A2	A6-07
M1S2-M0804P-C3S2	A6-08
M1S2-M0804P-CEA4	A6-11
M1S2-M0804P-CES4	A6-12
M1S2-M0804P-CPA3	A6-09
M1S2-M0804P-CPS3	A6-10
M1S2-M0804P-O3A2	A6-07
M1S2-M0804P-O3S2	A6-08
M1S2-M0804P-OEA4	A6-11

Part Number	Page
M1S1-M3010N-C3S2	A6-38
M1S1-M3010N-CEA4	A6-39
M1S1-M3010N-CEA4/F	A6-58
M1S1-M3010N-CEA4/N	A6-65
M1S1-M3010N-CER4	A6-40
M1S1-M3010N-CES4	*A6-40*
M1S1-M3010N-CZA4	A6-41
M1S1-M3010N-CZA4/F	A6-59
M1S1-M3010N-CZA4/N	A6-66
M1S1-M3010N-CZR4	A6-42
M1S1-M3010N-O3A2	A6-37
M1S1-M3010N-O3A2/F	A6-58
M1S1-M3010N-O3A2/N	A6-65
M1S1-M3010N-O3S2	A6-38
M1S1-M3010N-OEA4	A6-39
M1S1-M3010N-OEA4/F	A6-58
M1S1-M3010N-OEA4/N	A6-65
M1S1-M3010N-OER4	A6-40
M1S1-M3010N-OES4	*A6-40*
M1S1-M3010N-OZA4	A6-41
M1S1-M3010N-OZA4/F	A6-59
M1S1-M3010N-OZA4/N	A6-66
M1S1-M3010N-OZR4	A6-42
M1S1-M3010P-C3A2	A6-37
M1S1-M3010P-C3A2/F	A6-58
M1S1-M3010P-C3A2/N	A6-65
M1S1-M3010P-C3S2	A6-38
M1S1-M3010P-CEA4	A6-39
M1S1-M3010P-CEA4/F	A6-58
M1S1-M3010P-CEA4/N	A6-65
M1S1-M3010P-CER4	A6-40
M1S1-M3010P-CES4	*A6-40*
M1S1-M3010P-CZA4	A6-41
M1S1-M3010P-CZA4/F	A6-59
M1S1-M3010P-CZA4/N	A6-66
M1S2-M1204P-OEA4	A6-15
M1S2-M1204P-OEA4/F	A6-54
M1S2-M1204P-OEA4/N	A6-61
M1S2-M1204P-OES4	A6-16
M1S2-M1208N-C3A2	A6-17
M1S2-M1208N-C3A2	A6-20
M1S2-M1208N-CEA4	A6-19
M1S2-M1208N-O3A2	A6-17
M1S2-M1208N-O3A2	A6-20
M1S2-M1208N-OEA4	A6-19
M1S2-M1208P-C3A2	A6-17
M1S2-M1208P-C3A2	A6-20
M1S2-M1208P-CEA4	A6-19
M1S2-M1208P-O3A2	A6-17
M1S2-M1208P-O3A2	A6-20
M1S2-M1208P-OEA4	A6-19
M1S2-M1210N-C3A2	A6-20
M1S2-M1210N-CEA4	A6-21
M1S2-M1210N-O3A2	A6-20
M1S2-M1210N-OEA4	A6-21
M1S2-M1210P-C3A2	A6-20
M1S2-M1210P-CEA4	A6-21
M1S2-M1210P-O3A2	A6-20
M1S2-M1210P-OEA4	A6-21
M1S2-M1808N-C3A2	A6-22
M1S2-M1808N-C3A2/F	A6-55
M1S2-M1808N-C3A2/N	A6-62
M1S2-M1808N-C3R2	A6-23
M1S2-M1808N-C3S2	A6-24
M1S2-M1808N-CEA4	A6-25
M1S2-M1808N-CEA4/F	A6-56
M1S2-M1808N-CEA4/N	A6-63

Part Number	Page
M1S1-M3016N-O3A2	A6-43
M1S1-M3016P-C3A2	A6-43
M1S1-M3016P-O3A2	A6-43
M1S1-M3022N-C3A2	A6-48
M1S1-M3022N-CEA4	A6-49
M1S1-M3022N-CER4	A6-50
M1S1-M3022N-CZA4	A6-51
M1S1-M3022N-CZR4	A6-52
M1S1-M3022N-O3A2	A6-48
M1S1-M3022N-OEA4	A6-49
M1S1-M3022N-OZA4	A6-51
M1S1-M3022N-OZR4	A6-52
M1S1-M3022P-C3A2	A6-48
M1S1-M3022P-CEA4	A6-49
M1S1-M3022P-CER4	A6-50
M1S1-M3022P-CZA4	A6-51
M1S1-M3022P-CZR4	A6-52
M1S1-M3022P-O3A2	A6-48
M1S1-M3022P-OEA4	A6-49
M1S1-M3022P-OER4	A6-50
M1S1-M3022P-OZA4	A6-51
M1S1-M3022P-OZR4	A6-52
M1S2-M0802N-C3A2	A6-01
M1S2-M0802N-C3S2	A6-02
M1S2-M0802N-CEA4	A6-05
M1S2-M0802N-CES4	A6-06
M1S2-M0802N-CPA3	A6-03
M1S2-M0802N-CPS3	A6-04
M1S2-M0802N-O3A2	A6-01
M1S2-M0802N-O3S2	A6-02
M1S2-M0802N-OEA4	A6-05
M1S2-M0802N-OES4	A6-06
M1S2-M0802N-OPA3	A6-03
M1S2-M0802N-OPS3	A6-04
M1S2-M0802P-C3A2	A6-01
M1S2-M1808P-OEA4/N	A6-63
M1S2-M1808P-OES4	A6-26
M1S2-M1808P-OZA4	A6-27
M1S2-M1808P-OZA4/F	A6-57
M1S2-M1808P-OZA4/N	A6-64
M1S2-M1816N-C3A2	A6-28
M1S2-M1816N-C3R2	A6-29
M1S2-M1816N-CEA4	A6-31
M1S2-M1816N-CZA4	A6-32
M1S2-M1816N-O3A2	A6-28
M1S2-M1816N-O3R2	A6-29
M1S2-M1816N-OEA4	A6-31
M1S2-M1816N-OZA4	A6-32
M1S2-M1816P-C3A2	A6-28
M1S2-M1816P-C3R2	A6-29
M1S2-M1816P-CEA4	A6-31
M1S2-M1816P-CZA4	A6-32
M1S2-M1816P-O3A2	A6-28
M1S2-M1816P-O3R2	A6-29
M1S2-M1816P-OEA4	A6-31
M1S2-M1816P-OZA4	A6-32
M1S2-M1820N-C3A2	A6-33
M1S2-M1820N-C3R2	A6-34
M1S2-M1820N-CEA4	A6-35
M1S2-M1820N-CZA4	A6-36
M1S2-M1820N-O3A2	A6-33
M1S2-M1820N-O3R2	A6-34
M1S2-M1820N-OEA4	A6-35
M1S2-M1820N-OZA4	A6-36
M1S2-M1820P-C3A2	A6-33
M1S2-M1820P-C3R2	A6-34
M1S2-M1820P-CEA4	A6-35

INDEX BY PART NUMBER

Part Number	Page
M1S2-M0804P-OES4	A6-12
M1S2-M0804P-OPA3	A6-09
M1S2-M0804P-OPS3	A6-10
M1S2-M0806N-C3A2	A6-07
M1S2-M0806N-O3A2	A6-07
M1S2-M0806P-C3A2	A6-07
M1S2-M0806P-O3A2	A6-07
M1S2-M1204N-C3A2	A6-13
M1S2-M1204N-C3A2/F	A6-53
M1S2-M1204N-C3A2/N	A6-60
M1S2-M1204N-C3S2	A6-14
M1S2-M1204N-CEA4	A6-15
M1S2-M1204N-CEA4/F	A6-54
M1S2-M1204N-CEA4/N	A6-61
M1S2-M1204N-CES4	A6-16
M1S2-M1204N-O3A2	A6-13
M1S2-M1204N-O3A2/F	A6-53
M1S2-M1204N-O3A2/N	A6-60
M1S2-M1204N-O3S2	A6-14
M1S2-M1204N-OEA4	A6-15
M1S2-M1204N-OEA4/F	A6-54
M1S2-M1204N-OEA4/N	A6-61
M1S2-M1204N-OES4	A6-16
M1S2-M1204P-C3A2	A6-13
M1S2-M1204P-C3A2/F	A6-53
M1S2-M1204P-C3A2/N	A6-60
M1S2-M1204P-C3S2	A6-14
M1S2-M1204P-CEA4	A6-15
M1S2-M1204P-CEA4/F	A6-54
M1S2-M1204P-CEA4/N	A6-61
M1S2-M1204P-CES4	A6-16
M1S2-M1204P-O3A2	A6-13
M1S2-M1204P-O3A2/F	A6-53
M1S2-M1204P-O3A2/N	A6-60
M1S2-M1204P-O3S2	A6-14
M1S2-M3025N-CER4	A6-45
M1S2-M3025N-CZA4	A6-46
M1S2-M3025N-CZR4	A6-47
M1S2-M3025N-O3A2	A6-43
M1S2-M3025N-OEA4	A6-44
M1S2-M3025N-OER4	A6-45
M1S2-M3025N-OZA4	A6-46
M1S2-M3025N-OZR4	A6-47
M1S2-M3025P-C3A2	A6-43
M1S2-M3025P-CEA4	A6-44
M1S2-M3025P-CER4	A6-45
M1S2-M3025P-CZA4	A6-46
M1S2-M3025P-CZR4	A6-47
M1S2-M3025P-O3A2	A6-43
M1S2-M3025P-OEA4	A6-44
M1S2-M3025P-OER4	A6-45
M1S2-M3025P-OZA4	A6-46
M1S2-M3025P-OZR4	A6-47
M1S2-M3040N-C3A2	A6-48
M1S2-M3040N-CEA4	A6-49
M1S2-M3040N-CER4	A6-50
M1S2-M3040N-CZA4	A6-51
M1S2-M3040N-CZR4	A6-52
M1S2-M3040N-O3A2	A6-48
M1S2-M3040N-OEA4	A6-49
M1S2-M3040N-OER4	A6-50
M1S2-M3040N-OZA4	A6-51
M1S2-M3040N-OZR4	A6-52
M1S2-M3040P-C3A2	A6-48
M1S2-M3040P-CEA4	A6-49
M1S2-M3040P-CER4	A6-50
M1S2-M3040P-CZA4	A6-51
M1S2-M1808N-CES4	A6-26
M1S2-M1808N-CZA4	A6-27
M1S2-M1808N-CZA4/F	A6-57
M1S2-M1808N-CZA4/N	A6-64
M1S2-M1808N-O3A2	A6-22
M1S2-M1808N-O3A2/F	A6-55
M1S2-M1808N-O3A2/N	A6-62
M1S2-M1808N-O3R2	A6-23
M1S2-M1808N-O3S2	A6-24
M1S2-M1808N-OEA4	A6-25
M1S2-M1808N-OEA4/F	A6-56
M1S2-M1808N-OEA4/N	A6-63
M1S2-M1808N-OES4	A6-26
M1S2-M1808N-OZA4	A6-27
M1S2-M1808N-OZA4/F	A6-57
M1S2-M1808N-OZA4/N	A6-64
M1S2-M1808P-C3A2	A6-22
M1S2-M1808P-C3A2/F	A6-55
M1S2-M1808P-C3A2/N	A6-62
M1S2-M1808P-C3R2	A6-23
M1S2-M1808P-C3S2	A6-24
M1S2-M1808P-CEA4	A6-25
M1S2-M1808P-CEA4/F	A6-56
M1S2-M1808P-CEA4/N	A6-63
M1S2-M1808P-CES4	A6-26
M1S2-M1808P-CZA4	A6-27
M1S2-M1808P-CZA4/F	A6-57
M1S2-M1808P-CZA4/N	A6-64
M1S2-M1808P-O3A2	A6-22
M1S2-M1808P-O3A2/F	A6-55
M1S2-M1808P-O3A2/N	A6-62
M1S2-M1808P-O3R2	A6-23
M1S2-M1808P-O3S2	A6-24
M1S2-M1808P-OEA4	A6-25
M1S2-M1808P-OEA4/F	A6-56
M3S1-M1805P-OEA4	A6-25
M3S1-M1805P-OES4	A6-26
M3S1-M1805P-OZA4	A6-27
M3S1-M3010N-C3A2	A6-37
M3S1-M3010N-C3S2	A6-38
M3S1-M3010N-CEA4	A6-38
M3S1-M3010N-CER4	A6-40
M3S1-M3010N-CZA4	A6-41
M3S1-M3010N-CZR4	A6-42
M3S1-M3010N-O3A2	A6-37
M3S1-M3010N-O3S2	A6-38
M3S1-M3010N-OEA4	A6-38
M3S1-M3010N-OER4	A6-40
M3S1-M3010N-OZA4	A6-41
M3S1-M3010N-OZR4	A6-42
M3S1-M3010P-C3A2	A6-37
M3S1-M3010P-C3S2	A6-38
M3S1-M3010P-CEA4	A6-38
M3S1-M3010P-CER4	A6-40
M3S1-M3010P-CZA4	A6-41
M3S1-M3010P-CZR4	A6-42
M3S1-M3010P-O3A2	A6-37
M3S1-M3010P-O3S2	A6-38
M3S1-M3010P-OEA4	A6-38
M3S1-M3010P-OER4	A6-40
M3S1-M3010P-OZA4	A6-41
M3S1-M3010P-OZR4	A6-42
M3S2-M1204N-C3A2	A6-13
M3S2-M1204N-CEA4	A6-15
M3S2-M1204N-O3A2	A6-13
M3S2-M1204N-OEA4	A6-15
M3S2-M1204P-C3A2	A6-13
M1S2-M1820P-CZA4	A6-36
M1S2-M1820P-O3A2	A6-33
M1S2-M1820P-O3R2	A6-34
M1S2-M1820P-OEA4	A6-35
M1S2-M1820P-OZA4	A6-36
M1S2-M3015N-C3A2	A6-37
M1S2-M3015N-C3S2	A6-38
M1S2-M3015N-CEA4	A6-39
M1S2-M3015N-CER4	A6-40
M1S2-M3015N-CES4	*A6-40*
M1S2-M3015N-CZA4	A6-41
M1S2-M3015N-CZR4	A6-42
M1S2-M3015N-O3A2	A6-37
M1S2-M3015N-O3S2	A6-38
M1S2-M3015N-OEA4	A6-39
M1S2-M3015N-OER4	A6-40
M1S2-M3015N-OES4	*A6-40*
M1S2-M3015N-OZA4	A6-41
M1S2-M3015N-OZR4	A6-42
M1S2-M3015P-C3A2	A6-37
M1S2-M3015P-C3S2	A6-38
M1S2-M3015P-CEA4	A6-39
M1S2-M3015P-CER4	A6-40
M1S2-M3015P-CES4	*A6-40*
M1S2-M3015P-CZA4	A6-41
M1S2-M3015P-CZR4	A6-42
M1S2-M3015P-O3A2	A6-37
M1S2-M3015P-O3S2	A6-38
M1S2-M3015P-OEA4	A6-39
M1S2-M3015P-OER4	A6-40
M1S2-M3015P-OES4	*A6-40*
M1S2-M3015P-OZA4	A6-41
M1S2-M3015P-OZR4	A6-42
M1S2-M3025N-C3A2	A6-43
M1S2-M3025N-CEA4	A6-44
M3S2-M3015P-CZA4	A6-41
M3S2-M3015P-CZR4	A6-42
M3S2-M3015P-O3A2	A6-37
M3S2-M3015P-O3S2	A6-38
M3S2-M3015P-OEA4	A6-39
M3S2-M3015P-OER4	A6-40
M3S2-M3015P-OZA4	A6-41
M3S2-M3015P-OZR4	A6-42
M4S1-M1202C-C2A2	A6-13
M4S1-M1202C-C2S2	A6-14
M4S1-M1202C-CEA4	A6-15
M4S1-M1202C-O2A2	A6-13
M4S1-M1202C-O2S2	A6-14
M4S1-M1202C-OEA4	A6-15
M4S1-M1805C-C2A2	A6-22
M4S1-M1805C-C2R2	A6-23
M4S1-M1805C-C2S2	A6-24
M4S1-M1805C-CEA4	A6-25
M4S1-M1805C-CES4	A6-26
M4S1-M1805C-CZA4	A6-27
M4S1-M1805C-O2A2	A6-22
M4S1-M1805C-O2R2	A6-23
M4S1-M1805C-O2S2	A6-24
M4S1-M1805C-OEA4	A6-25
M4S1-M1805C-OES4	A6-26
M4S1-M1805C-OZA4	A6-27
M4S1-M3010C-C2A2	A6-37
M4S1-M3010C-C2S2	A6-38
M4S1-M3010C-CEA4	A6-38
M4S1-M3010C-CER4	A6-40
M4S1-M3010C-CZA4	A6-41
M4S1-M3010C-CZR4	A6-42

INDEX BY PART NUMBER

Part Number	Page
M1S2-M3040P-CZR4	A6-52
M1S2-M3040P-O3A2	A6-48
M1S2-M3040P-OEA4	A6-49
M1S2-M3040P-OER4	A6-50
M1S2-M3040P-OZA4	A6-51
M1S2-M3040P-OZR4	A6-52
M3S1-M1202N-C3A2	A6-13
M3S1-M1202N-CEA4	A6-15
M3S1-M1202N-O3A2	A6-13
M3S1-M1202N-OEA4	A6-15
M3S1-M1202P-C3A2	A6-13
M3S1-M1202P-CEA4	A6-15
M3S1-M1202P-O3A2	A6-13
M3S1-M1202P-OEA4	A6-15
M3S1-M1805N-C3A2	A6-22
M3S1-M1805N-C3R2	A6-23
M3S1-M1805N-C3S2	A6-24
M3S1-M1805N-CEA4	A6-25
M3S1-M1805N-CES4	A6-26
M3S1-M1805N-CZA4	A6-27
M3S1-M1805N-O3A2	A6-22
M3S1-M1805N-O3R2	A6-23
M3S1-M1805N-O3S2	A6-24
M3S1-M1805N-OEA4	A6-25
M3S1-M1805N-OES4	A6-26
M3S1-M1805N-OZA4	A6-27
M3S1-M1805P-C3A2	A6-22
M3S1-M1805P-C3R2	A6-23
M3S1-M1805P-C3S2	A6-24
M3S1-M1805P-CEA4	A6-25
M3S1-M1805P-CES4	A6-26
M3S1-M1805P-CZA4	A6-27
M3S1-M1805P-O3A2	A6-22
M3S1-M1805P-O3R2	A6-23
M3S1-M1805P-O3S2	A6-24
M4S2-M3015C-OZR4	A6-42
M7S1-M1202A-O3B2	A7-01
M7S1-M1202A-O3B2	A7-01
M7S1-M1202A-OMB3	A7-02
M7S1-M1202A-OMB3	A7-02
M7S1-M1805A-C3B2	A7-03
M7S1-M1805A-CMB3	A7-04
M7S1-M1805A-CZB3	A7-05
M7S1-M1805A-O3B2	A7-03
M7S1-M1805A-OMB3	A7-04
M7S1-M1805A-OZB3	A7-05
M7S1-M3010A-C3B2	A7-06
M7S1-M3010A-CMB3	A7-07
M7S1-M3010A-CZB3	A7-08
M7S1-M3010A-O3B2	A7-06
M7S1-M3010A-OMB3	A7-07
M7S1-M3010A-OZB3	A7-08
M7S2-M1204A-O3B2	A7-01
M7S2-M1204A-O3B2	A7-01
M7S2-M1204A-OMB3	A7-02
M7S2-M1204A-OMB3	A7-02
M7S2-M1808A-O3B2	A7-03
M7S2-M1808A-O3B2	A7-03
M7S2-M1808A-OMB3	A7-04
M7S2-M1808A-OMB3	A7-04
M7S2-M1808A-OZB3	A7-05
M7S2-M1808A-OZB3	A7-05
M7S2-M3015A-O3B2	A7-06
M7S2-M3015A-O3B2	A7-06
M7S2-M3015A-OMB3	A7-07
M7S2-M3015A-OMB3	A7-07
M7S2-M3015A-OZB3	A7-08
M3S2-M1204P-CEA4	A6-15
M3S2-M1204P-O3A2	A6-13
M3S2-M1204P-OEA4	A6-15
M3S2-M1808N-C3A2	A6-22
M3S2-M1808N-C3R2	A6-23
M3S2-M1808N-C3S2	A6-24
M3S2-M1808N-CZA4	A6-27
M3S2-M1808N-O3A2	A6-22
M3S2-M1808N-O3R2	A6-23
M3S2-M1808N-O3S2	A6-24
M3S2-M1808N-OZA4	A6-27
M3S2-M1808P-C3A2	A6-22
M3S2-M1808P-C3R2	A6-23
M3S2-M1808P-C3S2	A6-24
M3S2-M1808P-CZA4	A6-27
M3S2-M1808P-O3A2	A6-22
M3S2-M1808P-O3R2	A6-23
M3S2-M1808P-O3S2	A6-24
M3S2-M1808P-OZA4	A6-27
M3S2-M3015N-C3A2	A6-37
M3S2-M3015N-C3S2	A6-38
M3S2-M3015N-CEA4	A6-39
M3S2-M3015N-CER4	A6-40
M3S2-M3015N-CZA4	A6-41
M3S2-M3015N-CZR4	A6-42
M3S2-M3015N-O3A2	A6-37
M3S2-M3015N-O3S2	A6-38
M3S2-M3015N-OEA4	A6-39
M3S2-M3015N-OER4	A6-40
M3S2-M3015N-OZA4	A6-41
M3S2-M3015N-OZR4	A6-42
M3S2-M3015P-C3A2	A6-37
M3S2-M3015P-C3S2	A6-38
M3S2-M3015P-CEA4	A6-39
M3S2-M3015P-CER4	A6-40
M3S2-M1808P-CEA4	A6-25
M3S2-M1808P-OEA4	A6-25
M3S2-M1808N-CES4	A6-26
M3S2-M1808N-OES4	A6-26
M3S2-M1808P-CES4	A6-26
M3S2-M1808P-OES4	A6-26
MS-FA4WLV042	D1-04
MS-FA4WLV042	D1-04
MS-FS4WLV042	D1-04
MS-FS4WLV042	D1-04
P1S1-M121.5N-O3A2-500	A13-02
P1S1-M121.5N-OEA4-500	A13-01
P1S1-M121.5N-OEL4-500	A13-01
P1S1-M121.5N-OER4-500	A13-02
P1S1-M121.5P-O3A2-500	A13-02
P1S1-M121.5P-OEA4-500	A13-01
P1S1-M121.5P-OEL4-500	A13-01
P1S1-M121.5P-OER4-500	A13-02
PS-FA3WLV012	D1-01
PS-FA4WLV012	D1-02
PS-FS3WLV012	D1-01
PS-FS4WLV012	D1-02
T1S1-M0801N-C3A2-120	A12-01
T1S1-M0801N-O3A2-120	A12-01
T1S1-M0801P-C3A2-120	A12-01
T1S1-M0801P-O3A2-120	A12-01
T1S1-M0802N-C3A2-120	A12-01
T1S1-M0802N-O3A2-120	A12-01
T1S1-M0802P-C3A2-120	A12-01
T1S1-M0802P-O3A2-120	A12-01
T1S1-M1202N-C3A2-120	A12-02
T1S1-M1202N-C3A2-150	A12-02
M4S1-M3010C-O2A2	A6-37
M4S1-M3010C-O2S2	A6-38
M4S1-M3010C-OEA4	A6-38
M4S1-M3010C-OER4	A6-40
M4S1-M3010C-OZA4	A6-41
M4S1-M3010C-OZR4	A6-42
M4S2-M1204C-C2A2	A6-13
M4S2-M1204C-C2S2	A6-14
M4S2-M1204C-CEA4	A6-15
M4S2-M1204C-O2A2	A6-13
M4S2-M1204C-O2S2	A6-14
M4S2-M1204C-OEA4	A6-15
M4S2-M1808C-C2A2	A6-22
M4S2-M1808C-C2R2	A6-23
M4S2-M1808C-C2S2	A6-24
M4S2-M1808C-CEA4	A6-25
M4S2-M1808C-CES4	A6-26
M4S2-M1808C-CZA4	A6-27
M4S2-M1808C-O2A2	A6-22
M4S2-M1808C-O2R2	A6-23
M4S2-M1808C-O2S2	A6-24
M4S2-M1808C-OEA4	A6-25
M4S2-M1808C-OES4	A6-26
M4S2-M1808C-OZA4	A6-27
M4S2-M3015C-C2A2	A6-37
M4S2-M3015C-C2S2	A6-38
M4S2-M3015C-CEA4	A6-39
M4S2-M3015C-CER4	A6-40
M4S2-M3015C-CZA4	A6-41
M4S2-M3015C-CZR4	A6-42
M4S2-M3015C-O2A2	A6-37
M4S2-M3015C-O2S2	A6-38
M4S2-M3015C-OEA4	A6-39
M4S2-M3015C-OER4	A6-40
M4S2-M3015C-OZA4	A6-41
T1S2-M1204N-O3A2-150	A12-02
T1S2-M1204N-O3A2-150	A12-02
T1S2-M1204N-O3A2-150	A12-02
T1S2-M1808N-C3A2-120	A12-03
T1S2-M1808N-C3A2-150	A12-03
T1S2-M1808N-O3A2-120	A12-03
T1S2-M1808N-O3A2-150	A12-03
T1S2-M1808P-C3A2-120	A12-03
T1S2-M1808P-C3A2-150	A12-03
T1S2-M1808P-O3A2-120	A12-03
T1S2-M1808P-O3A2-150	A12-03
T1S2-M3015N-C3A2-120	A12-04
T1S2-M3015N-C3A2-150	A12-04
T1S2-M3015N-O3A2-120	A12-04
T1S2-M3015N-O3A2-150	A12-04
T1S2-M3015P-C3A2-120	A12-04
T1S2-M3015P-C3A2-150	A12-04
T1S2-M3015P-O3A2-120	A12-04
T1S2-M3015P-O3A2-150	A12-04
W1B1-M0801N-C3A2	A8-01
W1B1-M0801N-C3S2	A8-01
W1B1-M0801N-CEA4	A8-02
W1B1-M0801N-CPA3	A8-02
W1B1-M0801N-O3A2	A8-01
W1B1-M0801N-O3S2	A8-01
W1B1-M0801N-OEA4	A8-02
W1B1-M0801N-OPA3	A8-02
W1B1-M0801P-C3A2	A8-01
W1B1-M0801P-C3S2	A8-01
W1B1-M0801P-CEA4	A8-02
W1B1-M0801P-CPA3	A8-02
W1B1-M0801P-O3A2	A8-01

INDEX BY PART NUMBER

Part Number	Page
M7S2-M3015A-OZB3	A7-08
M8S1-M1202U-C3A2	A7-09
M8S1-M1202U-CMB3	A7-10
M8S1-M1202U-O3A2	A7-09
M8S1-M1202U-OMB3	A7-10
M8S1-M1805U-C3A2	A7-11
M8S1-M1805U-CMB3	A7-12
M8S1-M1805U-CZB3	A7-13
M8S1-M1805U-O3A2	A7-11
M8S1-M1805U-OMB3	A7-12
M8S1-M1805U-OZB3	A7-13
M8S1-M3010U-C3A2	A7-14
M8S1-M3010U-CMB3	A7-15
M8S1-M3010U-CZB3	A7-16
M8S1-M3010U-O3A2	A7-14
M8S1-M3010U-OMB3	A7-15
M8S1-M3010U-OZB3	A7-16
M8S2-M1204U-C3A2	A7-09
M8S2-M1204U-CMB3	A7-10
M8S2-M1204U-O3A2	A7-09
M8S2-M1204U-OMB3	A7-10
M8S2-M1808U-C3A2	A7-11
M8S2-M1808U-CMB3	A7-12
M8S2-M1808U-O3A2	A7-11
M8S2-M1808U-OMB3	A7-12
M8S2-M1808U-OZB3	A7-13
M8S2-M1808U-OZB3	A7-13
M8S2-M3015U-C3A2	A7-14
M8S2-M3015U-CMB3	A7-15
M8S2-M3015U-O3A2	A7-14
M8S2-M3015U-OMB3	A7-15
M8S2-M3015U-OZB3	A7-16
M8S2-M3015U-OZB3	A7-16
MEA4-M1808N-CEA4	A6-25
MEA4-M1808N-OEA4	A6-25
W1B1-M1805P-O3S2	A8-05
W1B1-M1805P-OEA4	A8-06
W1B1-M1805P-OES4	A8-06
W1B1-M1805P-OZA4	A8-07
W1B1-M3010N-C3A2	A8-08
W1B1-M3010N-C3S2	A8-08
W1B1-M3010N-CEA4	A8-09
W1B1-M3010N-CES4	A8-09
W1B1-M3010N-CZA4	A8-10
W1B1-M3010N-O3A2	A8-08
W1B1-M3010N-O3S2	A8-08
W1B1-M3010N-OEA4	A8-09
W1B1-M3010N-OES4	A8-09
W1B1-M3010N-OZA4	A8-10
W1B1-M3010P-C3A2	A8-08
W1B1-M3010P-C3S2	A8-08
W1B1-M3010P-CEA4	A8-09
W1B1-M3010P-CES4	A8-09
W1B1-M3010P-CZA4	A8-10
W1B1-M3010P-O3A2	A8-08
W1B1-M3010P-O3S2	A8-08
W1B1-M3010P-OEA4	A8-09
W1B1-M3010P-OES4	A8-09
W1B1-M3010P-OZA4	A8-10
W1B2-M0802N-C3A2	A8-01
W1B2-M0802N-C3S2	A8-01
W1B2-M0802N-CEA4	A8-02
W1B2-M0802N-CPA3	A8-02
W1B2-M0802N-O3A2	A8-01
W1B2-M0802N-O3S2	A8-01
W1B2-M0802N-OEA4	A8-02
W1B2-M0802N-OPA3	A8-02
T1S1-M1202N-O3A2-120	A12-02
T1S1-M1202N-O3A2-150	A12-02
T1S1-M1202P-C3A2-120	A12-02
T1S1-M1202P-C3A2-150	A12-02
T1S1-M1202P-O3A2-120	A12-02
T1S1-M1202P-O3A2-150	A12-02
T1S1-M1805N-C3A2-120	A12-03
T1S1-M1805N-C3A2-150	A12-03
T1S1-M1805N-O3A2-120	A12-03
T1S1-M1805N-O3A2-150	A12-03
T1S1-M1805P-C3A2-120	A12-03
T1S1-M1805P-C3A2-150	A12-03
T1S1-M1805P-O3A2-120	A12-03
T1S1-M1805P-O3A2-150	A12-03
T1S1-M3010N-C3A2-120	A12-04
T1S1-M3010N-C3A2-150	A12-04
T1S1-M3010N-O3A2-120	A12-04
T1S1-M3010N-O3A2-150	A12-04
T1S1-M3010P-C3A2-120	A12-04
T1S1-M3010P-C3A2-150	A12-04
T1S1-M3010P-O3A2-120	A12-04
T1S1-M3010P-O3A2-150	A12-04
T1S2-M0802N-C3A2-120	A12-01
T1S2-M0802N-O3A2-120	A12-01
T1S2-M0802P-C3A2-120	A12-01
T1S2-M0802P-O3A2-120	A12-01
T1S2-M0804N-C3A2-120	A12-01
T1S2-M0804N-O3A2-120	A12-01
T1S2-M0804P-C3A2-120	A12-01
T1S2-M0804P-O3A2-120	A12-01
T1S2-M1204N-O3A2-120	A12-02
T1S2-M1204N-O3A2-120	A12-02
T1S2-M1204N-O3A2-120	A12-02
T1S2-M1204N-O3A2-120	A12-02
T1S2-M1204N-O3A2-150	A12-02
W1B2-M1808P-C3S2	A8-05
W1B2-M1808P-CEA4	A8-06
W1B2-M1808P-CES4	A8-06
W1B2-M1808P-CZA4	A8-07
W1B2-M1808P-O3A2	A8-05
W1B2-M1808P-O3S2	A8-05
W1B2-M1808P-OEA4	A8-06
W1B2-M1808P-OES4	A8-06
W1B2-M1808P-OZA4	A8-07
W1B2-M3015N-C3A2	A8-08
W1B2-M3015N-C3S2	A8-08
W1B2-M3015N-CEA4	A8-09
W1B2-M3015N-CES4	A8-09
W1B2-M3015N-CZA4	A8-10
W1B2-M3015N-O3A2	A8-08
W1B2-M3015N-O3S2	A8-08
W1B2-M3015N-OEA4	A8-09
W1B2-M3015N-OES4	A8-09
W1B2-M3015N-OZA4	A8-10
W1B2-M3015P-C3A2	A8-08
W1B2-M3015P-C3S2	A8-08
W1B2-M3015P-CEA4	A8-09
W1B2-M3015P-CES4	A8-09
W1B2-M3015P-CZA4	A8-10
W1B2-M3015P-O3A2	A8-08
W1B2-M3015P-O3S2	A8-08
W1B2-M3015P-OEA4	A8-09
W1B2-M3015P-OES4	A8-09
W1B2-M3015P-OZA4	A8-10
W7B1-M1202A-C3B2	A9-01
W7B1-M1202A-C3MB3	A9-01
W7B1-M1202A-O3B2	A9-01
W1B1-M0801P-O3S2	A8-01
W1B1-M0801P-OEA4	A8-02
W1B1-M0801P-OPA3	A8-02
W1B1-M1202N-C3A2	A8-03
W1B1-M1202N-C3S2	A8-03
W1B1-M1202N-CEA4	A8-04
W1B1-M1202N-CES4	A8-04
W1B1-M1202N-O3A2	A8-03
W1B1-M1202N-O3S2	A8-03
W1B1-M1202N-OEA4	A8-04
W1B1-M1202N-OES4	A8-04
W1B1-M1202P-C3A2	A8-03
W1B1-M1202P-C3S2	A8-03
W1B1-M1202P-CEA4	A8-04
W1B1-M1202P-CES4	A8-04
W1B1-M1202P-O3A2	A8-03
W1B1-M1202P-O3S2	A8-03
W1B1-M1202P-OEA4	A8-04
W1B1-M1202P-OES4	A8-04
W1B1-M1805N-C3A2	A8-05
W1B1-M1805N-C3S2	A8-05
W1B1-M1805N-CEA4	A8-06
W1B1-M1805N-CES4	A8-06
W1B1-M1805N-CZA4	A8-07
W1B1-M1805N-O3A2	A8-05
W1B1-M1805N-O3S2	A8-05
W1B1-M1805N-OEA4	A8-06
W1B1-M1805N-OES4	A8-06
W1B1-M1805N-OZA4	A8-07
W1B1-M1805P-C3A2	A8-05
W1B1-M1805P-C3S2	A8-05
W1B1-M1805P-CEA4	A8-06
W1B1-M1805P-CES4	A8-06
W1B1-M1805P-CZA4	A8-07
W1B1-M1805P-O3A2	A8-05
W8B1-M1202U-O3B2	A9-06
W8B1-M1202U-OMB3	A9-06
W8B1-M1805U-C3B2	A9-07
W8B1-M1805U-CMB3	A9-07
W8B1-M1805U-CZB3	A9-08
W8B1-M1805U-O3B2	A9-07
W8B1-M1805U-OMB3	A9-07
W8B1-M1805U-OZB3	A9-08
W8B1-M3010U-C3B2	A9-09
W8B1-M3010U-C3S2	A9-09
W8B1-M3010U-CMB3	A9-10
W8B1-M3010U-CZB3	A9-05
W8B1-M3010U-O3B2	A9-09
W8B1-M3010U-O3S2	A9-09
W8B1-M3010U-OMB3	A9-10
W8B1-M3010U-OZB3	A9-10
W8B2-M1204U-C3B2	A9-06
W8B2-M1204U-CMB3	A9-06
W8B2-M1204U-O3B2	A9-06
W8B2-M1204U-OMB3	A9-06
W8B2-M1808U-C3B2	A9-07
W8B2-M1808U-CMB3	A9-07
W8B2-M1808U-CZB3	A9-08
W8B2-M1808U-O3B2	A9-07
W8B2-M1808U-OMB3	A9-07
W8B2-M1808U-OZB3	A9-08
W8B2-M3015U-C3B2	A9-09
W8B2-M3015U-C3S2	A9-09
W8B2-M3015U-CMB3	A9-10
W8B2-M3015U-CZB3	A9-10
W8B2-M3015U-O3B2	A9-09
W8B2-M3015U-O3S2	A9-09

INDEX BY PART NUMBER

Part Number	Page
W1B2-M0802P-C3A2	A8-01
W1B2-M0802P-C3S2	A8-01
W1B2-M0802P-CEA4	A8-02
W1B2-M0802P-CPA3	A8-02
W1B2-M0802P-O3A2	A8-01
W1B2-M0802P-O3S2	A8-01
W1B2-M0802P-OEA4	A8-02
W1B2-M0802P-OPA3	A8-02
W1B2-M1204N-C3A2	A8-03
W1B2-M1204N-C3S2	A8-03
W1B2-M1204N-CEA4	A8-04
W1B2-M1204N-CES4	A8-04
W1B2-M1204N-O3A2	A8-03
W1B2-M1204N-O3S2	A8-03
W1B2-M1204N-OEA4	A8-04
W1B2-M1204N-OES4	A8-04
W1B2-M1204P-C3A2	A8-03
W1B2-M1204P-C3S2	A8-03
W1B2-M1204P-CEA4	A8-04
W1B2-M1204P-CES4	A8-04
W1B2-M1204P-O3A2	A8-03
W1B2-M1204P-O3S2	A8-03
W1B2-M1204P-OEA4	A8-04
W1B2-M1204P-OES4	A8-04
W1B2-M1808N-C3A2	A8-05
W1B2-M1808N-C3S2	A8-05
W1B2-M1808N-CEA4	A8-06
W1B2-M1808N-CES4	A8-06
W1B2-M1808N-CZA4	A8-07
W1B2-M1808N-O3A2	A8-05
W1B2-M1808N-O3S2	A8-05
W1B2-M1808N-OEA4	A8-06
W1B2-M1808N-OES4	A8-06
W1B2-M1808N-OZA4	A8-07
W1B2-M1808P-C3A2	A8-05

Part Number	Page
W7B1-M1202A-OMB3	A9-01
W7B1-M1805A-C3B2	A9-02
W7B1-M1805A-CMB3	A9-02
W7B1-M1805A-CZB3	A9-03
W7B1-M1805A-O3B2	A9-02
W7B1-M1805A-OMB3	A9-02
W7B1-M1805A-OZB3	A9-03
W7B1-M3010A-C3B2	A9-04
W7B1-M3010A-C3S2	A9-04
W7B1-M3010A-CMB3	A9-05
W7B1-M3010A-CZB3	A9-05
W7B1-M3010A-O3B2	A9-04
W7B1-M3010A-O3S2	A9-04
W7B1-M3010A-OMB3	A9-05
W7B1-M3010A-OZB3	A9-05
W7B2-M1204A-C3B2	A9-01
W7B2-M1204A-CMB3	A9-01
W7B2-M1204A-O3B2	A9-01
W7B2-M1204A-OMB3	A9-01
W7B2-M1808A-C3B2	A9-02
W7B2-M1808A-CMB3	A9-02
W7B2-M1808A-CZB3	A9-03
W7B2-M1808A-O3B2	A9-02
W7B2-M1808A-OMB3	A9-02
W7B2-M1808A-OZB3	A9-03
W7B2-M3015A-C3B2	A9-04
W7B2-M3015A-C3S2	A9-04
W7B2-M3015A-CMB3	A9-05
W7B2-M3015A-CZB3	A9-05
W7B2-M3015A-O3B2	A9-04
W7B2-M3015A-O3S2	A9-04
W7B2-M3015A-OMB3	A9-05
W7B2-M3015A-OZB3	A9-05
W8B1-M1202U-C3B2	A9-06
W8B1-M1202U-C3MB3	A9-06

Part Number	Page
W8B2-M3015U-OMB3	A9-10
W8B2-M3015U-OZB3	A9-10
ZS-FA3WLV072	D1-05
ZS-FA4WLV082	D1-05
ZS-FS3WLV072	D1-05
ZS-FS4WLV082	D1-05

Innovation, Cooperation and Win-win

Mountiger
Sensing the future

Mountiger Electronic Technology Co., Limited

Address: RM505, 1 Building, Zhongxing Industrial Zone, Chuangye Road, Nanshan, Shenzhen, China

Post Code: 518054

Tel.: +86-755-26467962 Fax.: +86-755-26467925

http://www.mountiger.com E-mail: sales@mountiger.com

▲ Subject to modifications without notice