

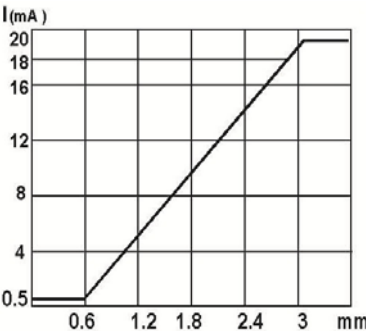
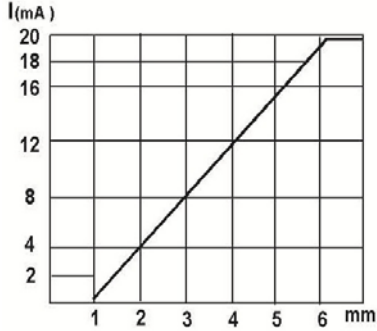


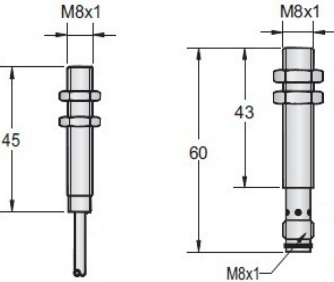
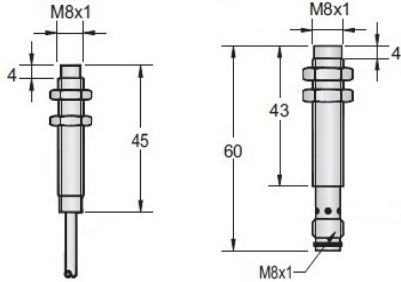


ANALOG INDUCTIVE PROXIMITY SWITCH (M8)-Current Output

Diameter	M8		M8	
Shielded/non-Shielded	Shielded		Non-Shielded	
Switching Distance Sn mm	0.6-3.0 mm		1-6.0 mm	
Housing Material	Nickel plated brass		Nickel plated brass	
With LED/Without LED	Without LED		Without LED	
Picture				
Supply Voltage	18-30VDC		18-30VDC	
Max. Ripple	<10%		<10%	
No Load Current	<35mA		<35mA	
Output Voltage/Load Resistor	-		-	
Output Current/Load Resistor	4-20mA/400ΩMax.		4-20mA/400ΩMax.	
Linearity	<5%		<5%	
Repeat Accuracy	0.02mm		0.02mm	
Ambient Temperature	-25 °C - +70 °C		-25 °C - +70 °C	
Temperature Drift	<5%(sr)		<5%(sr)	
Short Circuit Protection	-		-	
Reverse Polarity Protection	YES		YES	
Protection Degree	IP67		IP67	
Output Signal	PNP-ANALOG		PNP-ANALOG	
Switch Frequency Max.	100HZ		100HZ	
Time Delay Before Availability	-		-	
EMC	RFI>3V/M; EFT>1KV; ESD>4KV(contact)		RFI>3V/M; EFT>1KV; ESD>4KV(contact)	
Shock / Vibration	IEC 60947-5-2,Part7.4.1;IEC 60947-5-2,Part7.4.2		IEC 60947-5-2,Part7.4.1;IEC 60947-5-2,Part7.4.2	
Material Active Face	PBT		PBT	
Characteristics (Current output)				
Inductive Current output, cable	D5B1-M0803G-I3A2	19	D5B2-M0806G-I3A2	19
Inductive Current output, connector	D5B1-M0803G-IPA3	26	D5B2-M0806G-IPA3	26
Wiring diagram number				
Dimensions (unit: mm)				
Cable 2M (PVC)	3φ 3x0.15 / M8 Pico-style		3φ 3x0.15 / M8 Pico-style	
Weight	approx.40 g / approx.15 g		approx.40 g / approx.15 g	

Subject to modifications without notice

Tel: +86-755-2646 7962

Fax: +86-755-2646 7925

MSN: dfan852@hotmail.com

Web: www.mountiger.com

E-mail: sales@mountiger.com

QQ: 873764592

