



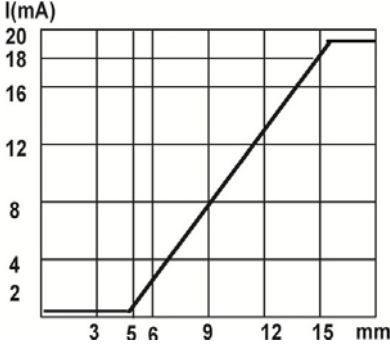
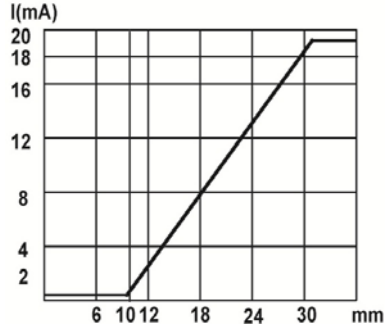


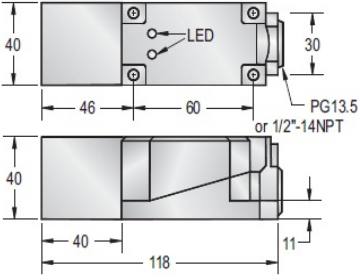
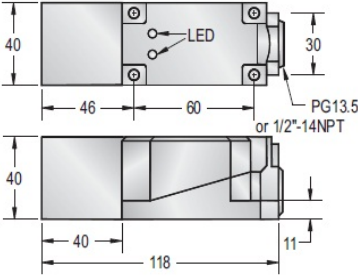


ANALOG INDUCTIVE PROXIMITY SWITCH (Q40)-Current Output

Diameter	Q40	Q40
Shielded/non-Shielded	Shielded	Non-Shielded
Switching Distance Sn mm	5-15mm	10-30mm
Housing Material	PBT RESIN	PBT RESIN
With LED/Without LED	Without LED	Without LED
Picture	 	 
Supply Voltage	18-30VDC	18-30VDC
Max. Ripple	<10%	<10%
No Load Current	<15mA	<15mA
Output Voltage/Load Resistor	-	-
Output Current/Load Resistor	0-20mA/200ΩMax.	0-20mA/200ΩMax.
Linearity	<10%(Sr)	<10%(Sr)
Repeat Accuracy	0.02mm	0.02mm
Ambient Temperature	0 °C - +70 °C	0 °C - +70 °C
Temperature Drift	<5%(Sr)	<5%(Sr)
Short Circuit Protection	-	-
Reverse Polarity Protection	YES	YES
Protection Degree	IP67	IP67
Output Signal	PNP-ANALOG	PNP-ANALOG
Switch Frequency Max.	100HZ	100HZ
Time Delay Before Availability	-	-
EMC	RFI>3V/M; EFT>1KV; ESD>4KV(contact)	RFI>3V/M; EFT>1KV; ESD>4KV(contact)
Shock / Vibration	IEC 60947-5-2,Part7.4.1;IEC 60947-5-2,Part7.4.2	IEC 60947-5-2,Part7.4.1;IEC 60947-5-2,Part7.4.2
Material Active Face	PBT	PBT
Characteristics (Current output)		
Inductive voltage output	-	-
Inductive Current output	D5B1-Q4015G-I3A	D5B2-Q4030G-I3A
Inductive voltage & Current output	-	-
Wiring diagram number		
Dimensions (unit: mm)		
Cable 2M (PVC)	Terminal	Terminal
Weight	approx. 242 g	approx. 242g

Subject to modifications without notice

Tel: +86-755-2646 7962

Fax: +86-755-2646 7925

MSN: dfan852@hotmail.com

Web: www.mountiger.com

E-mail: sales@mountiger.com

QQ: 873764592

