

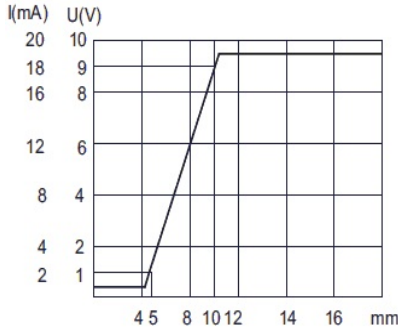
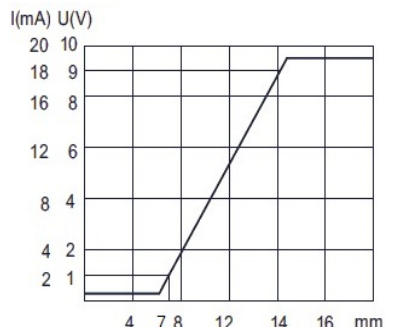


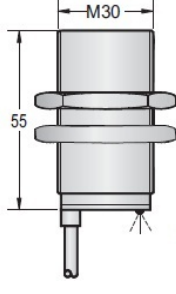
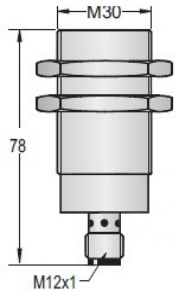
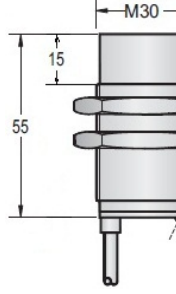
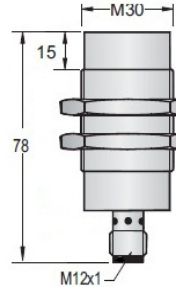


ANALOG INDUCTIVE PROXIMITY SWITCH (M30)-Voltage and Current Output

Diameter	M30		M30	
Shielded/non-Shielded	Shielded		Non-Shielded	
Switching Distance Sn mm	5-10mm		7-14mm	
Housing Material	Nickel plated brass		Nickel plated brass	
With LED/Without LED	Without LED		Without LED	
Picture				
Supply Voltage	18-30VDC		18-30VDC	
Max. Ripple	<10%		<10%	
No Load Currentt	<15mA		<15mA	
Output Voltage/Load Resistor	0-10VDC / >=4.7KΩ		0-10VDC / >=4.7KΩ	
Output Current/Load Resistor	0-20mA/200ΩMax.		0-20mA/200ΩMax.	
Linearity	<10%(Sr)		<10%(Sr)	
Repeat Accuracy	0.02mm		0.02mm	
Ambient Temperature	0 °C - +70°C		0 °C - +70°C	
Temperature Drift	<5%(Sr)		<5%(Sr)	
Short Circuit Protection	No		No	
Reverse Polarity Protection	YES		YES	
Protection Degree	IP67		IP67	
Output Signal	PNP-ANALOG		PNP-ANALOG	
Switch Frequency Max.	100HZ		100HZ	
Time Delay Before Availability	-		-	
EMC	RFI>3V/M; EFT>1KV; ESD>4KV(contact)		RFI>3V/M; EFT>1KV; ESD>4KV(contact)	
Shock / Vibration	IEC 60947-5-2,Part7.4.1;IEC 60947-5-2,Part7.4.2		IEC 60947-5-2,Part7.4.1;IEC 60947-5-2,Part7.4.2	
Material Active Face	PBT		PBT	
Characteristics (Voltage and Current output)				
Inductive voltage & Current output, Cable inductive voltage & Current output, Connector	D5B1-M3010G-M4A2	18	D5B2-M3014G-M4A2	18
	D5B1-M3010G-MEA4	41	D5B2-M3014G-MEA4	41
Wiring diagram number				
Dimensions (unit: mm)	 		 	
Cable 2M (PVC)	5φ 3x0.34 / M12 Euro-style		5φ 3x0.34 / M12 Euro-style	
Weight	approx. 252 g / approx. 187g		approx. 252 g / approx. 187g	

Subject to modifications without notice

Tel: +86-755-2646 7962

Fax: +86-755-2646 7925

MSN: dfan852@hotmail.com

Web: www.mountiger.com

E-mail: sales@mountiger.com

QQ: 873764592


Sensing the future