





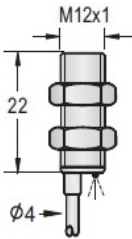
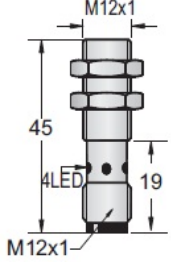


# DC MINI-SHORT INDUCTIVE PROXIMITY SWITCH(M12)

| Diameter                                      | M12  |   | M12  |    |
|---|--|---|--|----|
| Shielded/non-Shielded                         | Shielded   |   | Shielded   |    |
| Switching Distance Sn mm                      | 4mm  |   | 4mm  |    |
| Housing Material                              | nickel plated brass  |   | nickel plated brass  |    |
| With LED/Without LED                          | With LED   |   | With LED   |    |
| Picture                                       | <br> |   | <br> |    |
| Operating Voltage                             | 10-30VDC   |   | 10-30VDC   |    |
| Ripple  | <10%   |   | <10%   |    |
| No Load Current                               | <10mA  |   | <10mA  |    |
| Max. Load Current                             | 200mA  |   | 200mA  |    |
| Leakge Current                                | <0.01mA  |   | <0.01mA  |    |
| Voltage Drop                                  | <1.5V  |   | <1.5V  |    |
| Switching Frequency                           | 1KHZ   |   | 1KHZ   |    |
| Response Time                                 | 0.1ms/0.1ms  |   | 0.1ms/0.1ms  |    |
| Switching Hysteresis                          | <15%(Sr)   |   | <15%(Sr)   |    |
| Repeat Accuracy                               | <1.0%(Sr)  |   | <1.0%(Sr)  |    |
| Protection Category                           | IP67   |   | IP67   |    |
| Operating Temperature                         | -25 °C - +70 °C  |   | -25 °C - +70 °C  |    |
| Temperature Drift                             | <10%(Sr)   |   | <10%(Sr)   |    |
| Short Circuit Protection                      | YES  |   | YES  |    |
| Overload Trip Point                           | 220MA  |   | 220MA  |    |
| Material Active Face                          | POM  |   | POM  |    |
| DC 3 wire 10-30V NPN N.O.                     | D1B1-M1204N-O3R2   | 1 | D1B1-M1204N-OER4   | 31 |
| DC 3 wire 10-30V NPN N.C.                     | D1B1-M1204N-C3R2   | 2 | D1B1-M1204N-CER4   | 32 |
| DC 3 wire 10-30V PNP N.O.                     | D1B1-M1204P-O3R2   | 3 | D1B1-M1204P-OER4   | 33 |
| DC 3 wire 10-30V PNP N.C.                     | D1B1-M1204P-C3R2   | 4 | D1B1-M1204P-CER4   | 34 |
| DC 4 wire 10-30V Changeover PNP (N.O. & N.C.) | -  |   | -  |    |
| DC 4 wire 10-30V Changeover NPN (N.O. & N.C.) | -  |   | -  |    |
| DC 2 wire 10-60V N.O.                         | -  |   | -  |    |
| DC 2 wire 10-60V N.C.                         | -  |   | -  |    |
| DC 3 wire 10-55v NPN N.O.                     | -  |   | -  |    |
| DC 3 wire 10-55v NPN N.C.                     | -  |   | -  |    |
| DC 3 wire 10-55v PNP N.O.                     | -  |   | -  |    |
| DC 3 wire 10-55v PNP N.C.                     | -  |   | -  |    |
| DC 3 wire 5-36V PNP N.C.                      | -  |   | -  |    |
| DC 3 wire 5-36V PNP N.O.                      | -  |   | -  |    |
| DC 3 wire 5-36V NPN N.C.                      | -  |   | -  |    |
| DC 3 wire 5-36V NPN N.O.                      | -  |   | -  |    |
| DC 4 wire 5-36V Changeover PNP (N.O & N.C.)   | -  |   | -  |    |
| DC 4 wire 5-36V Changeover NPN (N.O & N.C.)   | -  |   | -  |    |
| Wiring diagram number                         |   |   |   |    |
| Dimensions (unit: mm)                         |   |   |   |    |
| Cable 2M (PVC)                                | 4φ3x0.15   |   |  |    |
| Weight  | approx.30g   |   | approx.45g   |    |

Subject to modifications without notice

Tel: +86-755-2646 7962

Fax: +86-755-2646 7925

MSN: dfan852@hotmail.com

Web: www.mountiger.com

E-mail: sales@mountiger.com

QQ: 873764592

