





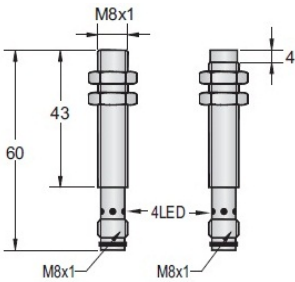
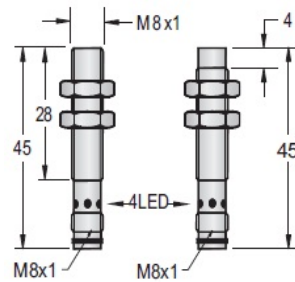


DC INDUCTIVE PROXIMITY SWITCH(M8)

Diameter	M8			M8		
Shielded/non-Shielded	Shielded/ Non-Shielded			Shielded/ Non-Shielded		
Switching Distance Sn mm	3mm /6mm			3mm / 6mm		
Housing Material	stainless steel or nickel plated brass			stainless steel or nickel plated brass		
With LED/Without LED	With LED			With LED		
Picture	 			 		
Operating Voltage	10-30VDC			10-30VDC		
Ripple	<10%			<10%		
No Load Current	<10mA			<10mA		
Max. Load Current	200mA			200mA		
Leakge Current	<0.01mA			<0.01mA		
Voltage Drop	<1.5V			<1.5V		
Switching Frequency	1KHz / 500Hz			1KHz / 500Hz		
Response Time	0.2ms/0.2ms 0.5ms/0.5ms			0.2ms/0.2ms 0.5ms/0.5ms		
Switching Hysteresis	<15%(Sr)			<15%(Sr)		
Repeat Accuracy	<1.0%(Sr)			<1.0%(Sr)		
Protection Category	IP67			IP67		
Operating Temperature	-25 °C - +70 °C			-25 °C - +70 °C		
Temperature Drift	<10%(Sr)			<10%(Sr)		
Short Circuit Protection	YES			YES		
Overload Trip Point	220MA			220MA		
Material Active Face	POM			POM		
DC 3 wire 10-30V NPN N.O.	D1S1-M0803N-OPA3	∣ D1S2-M0806N-OPA3	25	D1S1-M0803N-OPS3	∣ D1S2-M0806N-OPS3	31
DC 3 wire 10-30V NPN N.C.	D1S1-M0803N-CPA3	∣ D1S2-M0806N-CPA3	25	D1S1-M0803N-CPS3	∣ D1S2-M0806N-CPS3	32
DC 3 wire 10-30V PNP N.O.	D1S1-M0803P-OPA3	∣ D1S2-M0806P-OPA3	26	D1S1-M0803P-OPS3	∣ D1S2-M0806P-OPS3	33
DC 3 wire 10-30V PNP N.C.	D1S1-M0803P-CPA3	∣ D1S2-M0806P-CPA3	26	D1S1-M0803P-CPS3	∣ D1S2-M0806P-CPS3	34
DC 4 wire 10-30V Changeover PNP (N.O. & N.C.)	-			-		
DC 4 wire 10-30V Changeover NPN (N.O. & N.C.)	-			-		
DC 2 wire 10-60V N.O.	-			-		
DC 2 wire 10-60V N.C.	-			-		
DC 3 wire 10-55V NPN N.O.	-			-		
DC 3 wire 10-55V NPN N.C.	-			-		
DC 3 wire 10-55V PNP N.O.	-			-		
DC 3 wire 10-55V PNP N.C.	-			-		
DC 3 wire 5-36V PNP N.C.	-			-		
DC 3 wire 5-36V PNP N.O.	-			-		
DC 3 wire 5-36V NPN N.C.	-			-		
DC 3 wire 5-36V NPN N.O.	-			-		
DC 4 wire 5-36V Changeover PNP (N.O & N.C.)	-			-		
DC 4 wire 5-36V Changeover NPN (N.O & N.C.)	-			-		
Wiring diagram number						
Dimensions (unit: mm)						
Cable 2M (PVC)	M8 connector			M8 connector		
Weight	approx.16 g			approx.12 g		

Subject to modifications without notice

Tel: +86-755-2646 7962

Fax: +86-755-2646 7925

MSN: dfan852@hotmail.com

Web: www.mountiger.com

E-mail: sales@mountiger.com

QQ: 873764592

