



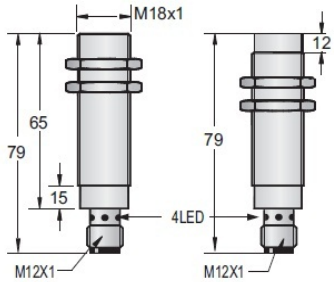
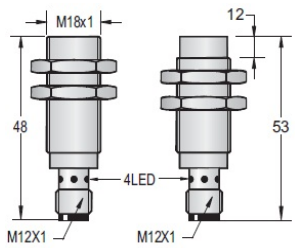


DC INDUCTIVE PROXIMITY SWITCH(M18)

Diameter	M18			M18				
Shielded/non-Shielded	Shielded/ Non-Shielded			Shielded/ Non-Shielded				
Switching Distance Sn mm	8mm / 16mm			8mm / 16mm				
Housing Material	stainless steel or nickel plated brass			stainless steel or nickel plated brass				
With LED/Without LED	With LED			With LED				
Picture								
Operating Voltage	10-30VDC / 5-36VDC /10-55V/ 10-60VDC			10-30VDC / 5-36VDC /10-55V/ 10-60VDC				
Ripple	<10%			<10%				
No Load Current	<10mA			<10mA				
Max. Load Current	200mA			200mA				
Leakge Current	<0.01mA			<0.01mA				
Voltage Drop	< 2.0V			< 2.0V				
Switching Frequency	500HZ / 150HZ			500HZ / 150HZ				
Response Time	0.5ms/0.5ms 1ms / 1ms			0.5ms/0.5ms 1ms / 1ms				
Switching Hysteresis	<15%(Sr)			<15%(Sr)				
Repeat Accuracy	<1.0%(Sr)			<1.0%(Sr)				
Protection Category	IP67			IP67				
Operating Temperature	-25 °C - +70 °C			-25 °C - +70 °C				
Temperature Drift	<10%(Sr)			<10%(Sr)				
Short Circuit Protection	YES			YES				
Overload Trip Point	220MA			220MA				
Material Active Face	POM/PBT			POM/PBT				
DC 3 wire 10-30V NPN N.O.	D1B1-M1808N-OEA4	∣	D1B2-M1816N-OEA4	31	D1B1-M1808N-OES4	∣	D1B2-M1816N-OES4	31
DC 3 wire 10-30V NPN N.C.	D1B1-M1808N-CEA4	∣	D1B2-M1816N-CEA4	32	D1B1-M1808N-CES4	∣	D1B2-M1816N-CES4	32
DC 3 wire 10-30V PNP N.O.	D1B1-M1808P-OEA4	∣	D1B2-M1816P-OEA4	33	D1B1-M1808P-OES4	∣	D1B2-M1816P-OES4	33
DC 3 wire 10-30V PNP N.C.	D1B1-M1808P-CEA4	∣	D1B2-M1816P-CEA4	34	D1B1-M1808P-CES4	∣	D1B2-M1816P-CES4	34
DC 4 wire 10-30V Changeover PNP (N.O. & N.C.)	D1B1-M1808P-SEA4	∣	D1B2-M1816P-SEA4	36	D1B1-M1808P-SES4	∣	D1B2-M1816P-SES4	36
DC 4 wire 10-30V Changeover NPN (N.O. & N.C.)	D1B1-M1808N-SEA4	∣	D1B2-M1816N-SEA4	35	D1B1-M1808N-SES4	∣	D1B2-M1816N-SES4	35
DC 2 wire 10-60V N.O.	D4B1-M1808C-OEA4	∣	D4B2-M1816C-OEA4	37	D4B1-M1808C-OES4	∣	D4B2-M1816C-OES4	37
DC 2 wire 10-60V N.C.	D4B1-M1808C-CEA4	∣	D4B2-M1816C-CEA4	38	D4B1-M1816C-OES4	∣	D4B2-M1816C-CES4	38
DC 3 wire 10-55v NPN N.O.	D3B1-M1808N-OEA4	∣	D3B2-M1816N-OEA4	31	D3B1-M1808N-OES4	∣	D3B2-M1816N-OES4	31
DC 3 wire 10-55v NPN N.C.	D3B1-M1808N-CEA4	∣	D3B2-M1816N-CEA2	32	D3B1-M1808N-CES4	∣	D3B2-M1816N-CES4	32
DC 3 wire 10-55v PNP N.O.	D3B1-M1808P-OEA4	∣	D3B2-M1816P-OEA4	33	D3B1-M1808P-OES4	∣	D3B2-M1816P-OES4	33
DC 3 wire 10-55v PNP N.C.	D3B1-M1808P-CEA4	∣	D3B2-M1816P-CEA4	34	D3B1-M1808P-CES4	∣	D3B2-M1816P-CES4	34
DC 3 wire 5-36V PNP N.C.	D2B1-M1808N-OEA4	∣	D2B2-M1816N-OEA4	31	D2B1-M1808N-OES4	∣	D2B2-M1816N-OES4	31
DC 3 wire 5-36V PNP N.O.	D2B1-M1808N-CEA4	∣	D2B2-M1816N-CEA4	32	D2B1-M1808N-CES4	∣	D2B2-M1816N-CES4	32
DC 3 wire 5-36V NPN N.C.	D2B1-M1808P-OEA4	∣	D2B2-M1816P-OEA4	33	D2B1-M1808P-OES4	∣	D2B2-M1816P-OES4	33
DC 3 wire 5-36V NPN N.O.	D2B1-M1808P-CEA4	∣	D2B2-M1816P-CEA4	34	D2B1-M1808P-CES4	∣	D2B2-M1816P-CES4	34
DC 4 wire 5-36V Changeover PNP (N.O & N.C.)	D2B1-M1808P-SEA4	∣	D2B2-M1816P-SEA4	36	D2B1-M1808P-SES4	∣	D2B2-M1816P-SES4	36
DC 4 wire 5-36V Changeover NPN (N.O & N.C.)	D2B1-M1808N-SEA4	∣	D2B2-M1816N-SEA4	35	D2B1-M1808N-SES4	∣	D2B2-M1816N-SES4	35
Wiring diagram number								
Dimensions (unit: mm)								
Cable 2M (PVC)	approx.94 g / approx.91 g			approx. 70g				
Weight	approx.94 g / approx.91 g			approx. 70g				

Subject to modifications without notice

Tel: +86-755-2646 7962

Fax: +86-755-2646 7925

MSN: dfan852@hotmail.com

Web: www.mountiger.com

E-mail: sales@mountiger.com

QQ: 873764592

