



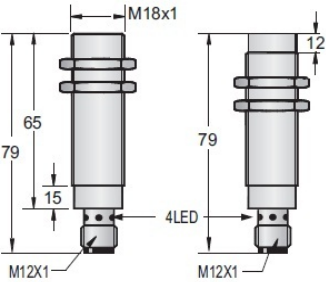
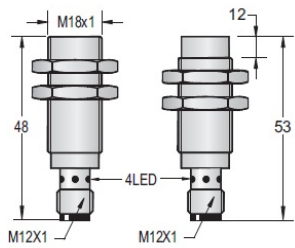


DC INDUCTIVE PROXIMITY SWITCH(M18)

Diameter	M18			M18				
Shielded/non-Shielded	Shielded/ Non-Shielded			Shielded/ Non-Shielded				
Switching Distance Sn mm	12mm / 20mm			12mm / 20mm				
Housing Material	Nickel plated brass			Nickel plated brass				
With LED/Without LED	With LED			With LED				
Picture								
Operating Voltage	10-30VDC			10-30VDC				
Ripple	<10%			<10%				
No Load Current	<10mA			<10mA				
Max. Load Current	200mA			200mA				
Leakge Current	<0.01mA			<0.01mA				
Voltage Drop	< 2.0V			< 2.0V				
Switching Frequency	300HZ / 100HZ			300HZ / 100HZ				
Response Time	0.5ms/0.5ms 1ms / 1ms			0.5ms/0.5ms 1ms / 1ms				
Switching Hysteresis	<15%(Sr)			<15%(Sr)				
Repeat Accuracy	<1.0%(Sr)			<1.0%(Sr)				
Protection Category	IP67			IP67				
Operating Temperature	-25 °C - +70 °C			-25 °C - +70 °C				
Temperature Drift	<10%(Sr)			<10%(Sr)				
Short Circuit Protection	YES			YES				
Overload Trip Point	220MA			220MA				
Material Active Face	POM/PBT			POM/PBT				
DC 3 wire 10-30V NPN N.O.	D1B1-M1812N-OEA4	∣	D1B2-M1820N-OEA4	31	D1B1-M1812N-OES4	∣	D1B2-M1820N-OES4	31
DC 3 wire 10-30V NPN N.C.	D1B1-M1812N-CEA4	∣	D1B2-M1820N-CEA4	32	D1B1-M1812N-CES4	∣	D1B2-M1820N-CES4	32
DC 3 wire 10-30V PNP N.O.	D1B1-M1812P-OEA4	∣	D1B2-M1820P-OEA4	33	D1B1-M1812P-OES4	∣	D1B2-M1820P-OES4	33
DC 3 wire 10-30V PNP N.C.	D1B1-M1812P-CEA4	∣	D1B2-M1820P-CEA4	34	D1B1-M1812P-CES4	∣	D1B2-M1820P-CES4	34
DC 4 wire 10-30V Changeover PNP (N.O. & N.C.)	-			-				
DC 4 wire 10-30V Changeover NPN (N.O. & N.C.)	-			-				
DC 2 wire 10-60V N.O.	-			-				
DC 2 wire 10-60V N.C.	-			-				
DC 3 wire 10-55v NPN N.O.	-			-				
DC 3 wire 10-55v NPN N.C.	-			-				
DC 3 wire 10-55v PNP N.O.	-			-				
DC 3 wire 10-55v PNP N.C.	-			-				
DC 3 wire 5-36V PNP N.C.	-			-				
DC 3 wire 5-36V PNP N.O.	-			-				
DC 3 wire 5-36V NPN N.C.	-			-				
DC 3 wire 5-36V NPN N.O.	-			-				
DC 4 wire 5-36V Changeover PNP (N.O & N.C.)	-			-				
DC 4 wire 5-36V Changeover NPN (N.O & N.C.)	-			-				
Wiring diagram number								
Dimensions (unit: mm)								
Cable 2M (PVC)								
Weight	approx.94 g / approx.91g			approx.70g				

Subject to modifications without notice

Tel: +86-755-2646 7962

Fax: +86-755-2646 7925

MSN: dfan852@hotmail.com

Web: www.mountiger.com

E-mail: sales@mountiger.com

QQ: 873764592

