

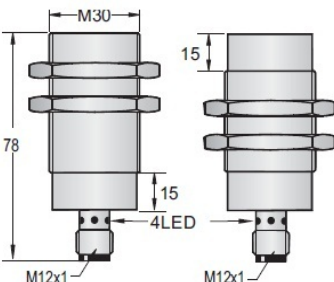
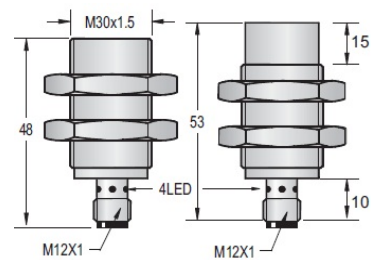


# DC INDUCTIVE PROXIMITY SWITCH(M30)

Diameter	M30			M30		
Shielded/non-Shielded	Shielded/ Non-Shielded			Shielded/ Non-Shielded		
Switching Distance Sn mm	10mm / 15mm			10mm / 15mm		
Housing Material	stainless steel or nickel plated brass			stainless steel or nickel plated brass		
With LED/Without LED	With LED			With LED		
Picture						
Operating Voltage	10-30VDC / 5-36VDC /10-55V/ 10-60VDC			10-30VDC / 5-36VDC /10-55V/ 10-60VDC		
Ripple	<10%			<10%		
No Load Current	<10mA			<10mA		
Max. Load Current	200mA			200mA		
Leakge Current	<0.01mA			<0.01mA		
Voltage Drop	<1.5V			<1.5V		
Switching Frequency	300HZ / 150HZ			300HZ / 150HZ		
Response Time	0.5ms/0.5ms 1ms / 1ms			0.5ms/0.5ms 1ms / 1ms		
Switching Hysteresis	<15%(Sr)			<15%(Sr)		
Repeat Accuracy	<1.0%(Sr)			<1.0%(Sr)		
Protection Category	IP67			IP67		
Operating Temperature	-25 °C - +70 °C			-25 °C - +70 °C		
Temperature Drift	<10%(Sr)			<10%(Sr)		
Short Circuit Protection	YES			YES		
Overload Trip Point	220MA			220MA		
Material Active Face	PBT			PBT		
DC 3 wire 10-30V NPN N.O.	D1B1-M3010N-OEA4	D1B2-M3015N-OEA4	31	D1B1-M3010N-OES4	D1B2-M3015N-OES4	31
DC 3 wire 10-30V NPN N.C.	D1B1-M3010N-CEA4	D1B2-M3015N-CEA4	32	D1B1-M3010N-CES4	D1B2-M3015N-CES4	32
DC 3 wire 10-30V PNP N.O.	D1B1-M3010P-OEA4	D1B2-M3015P-OEA4	33	D1B1-M3010P-OES4	D1B2-M3015P-OES4	33
DC 3 wire 10-30V PNP N.C.	D1B1-M3010P-CEA4	D1B2-M3015P-CEA4	34	D1B1-M3010P-CES4	D1B2-M3015P-CES4	34
DC 4 wire 10-30V Changeover PNP (N.O. & N.C.)	D1B1-M3010P-SEA4	D1B2-M3015P-SEA4	36	D1B1-M3010P-SES4	D1B2-M3015P-SES4	36
DC 4 wire 10-30V Changeover NPN (N.O. & N.C.)	D1B1-M3010P-SEA4	D1B2-M3015N-SEA4	35	D1B1-M3010N-SES4	D1B2-M3015N-SES4	35
DC 2 wire 10-60V N.O.	D4B1-M3010C-OEA4	D4B2-M3015C-OEA4	37	D4B1-M3010C-OES4	D4B2-M3015C-OES4	37
DC 2 wire 10-60V N.C.	D4B1-M3010C-CEA4	D4B2-M3015C-CEA4	38	D4B1-M3010C-CES4	D4B2-M3015C-CES4	38
DC 3 wire 10-55v NPN N.O.	D3B1-M3010N-OEA4	D3B2-M3015N-OEA4	31	D3B1-M3010N-OES4	D3B2-M3015N-OES4	31
DC 3 wire 10-55v NPN N.C.	D3B1-M3010N-CEA4	D3B2-M3015N-CEA4	32	D3B1-M3010N-CES4	D3B2-M3015N-CES4	32
DC 3 wire 10-55v PNP N.O.	D3B1-M3010P-OEA4	D3B2-M3015P-OEA4	33	D3B1-M3010P-OES4	D3B2-M3015P-OES4	33
DC 3 wire 10-55v PNP N.C.	D3B1-M3010P-CEA4	D3B2-M3015P-CEA4	34	D3B1-M3010P-CES4	D3B2-M3015P-CES4	34
DC 3 wire 5-36V PNP N.C.	D2B1-M3010N-OEA4	D2B2-M3015N-OEA4	31	D2B1-M3010N-OES4	D2B2-M3015N-OES4	31
DC 3 wire 5-36V PNP N.O.	D2B1-M3010N-CEA4	D2B2-M3015N-CEA4	32	D2B1-M3010N-CES4	D2B2-M3015N-CES4	32
DC 3 wire 5-36V NPN N.C.	D2B1-M3010P-OEA4	D2B2-M3015P-OEA4	33	D2B1-M3010P-OES4	D2B2-M3015P-OES4	33
DC 3 wire 5-36V NPN N.O.	D2B1-M3010P-CEA4	D2B2-M3015P-CEA4	34	D2B1-M3010P-CES4	D2B2-M3015P-CES4	34
DC 4 wire 5-36V Changeover PNP (N.O & N.C.)	D2B1-M3010P-SEA4	D2B2-M3015P-SEA4	36	D2B1-M3010P-SES4	D2B2-M3015P-SES4	36
DC 4 wire 5-36V Changeover NPN (N.O & N.C.)	D2B1-M3010N-SEA4	D2B2-M3015N-SEA4	35	D2B1-M3010N-SES4	D2B2-M3015N-SES4	35
Wiring diagram number	↑			↑		
Dimensions (unit: mm)						
Cable 2M (PVC)						
Weight	approx.187g / approx.179 g			approx.111g / approx.121g		

Subject to modifications without notice

Tel: +86-755-2646 7962

Fax: +86-755-2646 7925

MSN: dfan852@hotmail.com

Web: www.mountiger.com

E-mail: sales@mountiger.com

QQ: 873764592

