

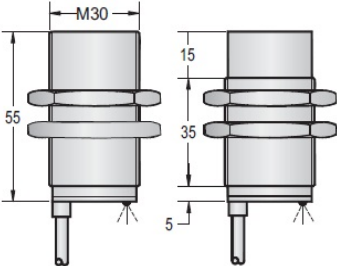
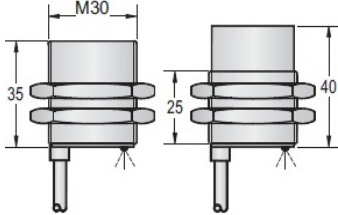


# DC INDUCTIVE PROXIMITY SWITCH(M30)

Diameter	M30		M30		
Shielded/non-Shielded	Shielded/ Non-Shielded		Shielded/ Non-Shielded		
Switching Distance Sn mm	16mm / 25mm		16mm / 25mm		
Housing Material	stainless steel or nickel plated brass		stainless steel or nickel plated brass		
With LED/Without LED	With LED		With LED		
Picture					
Operating Voltage	10-30VDC / 5-36VDC /10-55V/ 10-60VDC		10-30VDC / 5-36VDC /10-55V/ 10-60VDC		
Ripple	<10%		<10%		
No Load Current	<10mA		<10mA		
Max. Load Current	200mA		200mA		
Leakge Current	<0.01mA		<0.01mA		
Voltage Drop	<2.0V		<2.0V		
Switching Frequency	150HZ / 100HZ		150HZ / 100HZ		
Response Time	1ms / 1ms 1ms / 1ms		1ms / 1ms 1ms / 1ms		
Switching Hysteresis	<15%(Sr)		<15%(Sr)		
Repeat Accuracy	<1.0%(Sr)		<1.0%(Sr)		
Protection Category	IP67		IP67		
Operating Temperature	-25 °C - +70 °C		-25 °C - +70 °C		
Temperature Drift	<10%(Sr)		<10%(Sr)		
Short Circuit Protection	YES		YES		
Overload Trip Point	220MA		220MA		
Material Active Face	PBT		PBT		
DC 3 wire 10-30V NPN N.O.	D1B1-M3016N-O3A2	D1B2-M3025N-O3A2	1	D1B1-M3016N-O3S2 ; D1B2-M3025N-O3S2	1
DC 3 wire 10-30V NPN N.C.	D1B1-M3016N-C3A2	D1B2-M3025N-C3A2	2	D1B1-M3016N-C3S2 ; D1B2-M3025N-C3S2	2
DC 3 wire 10-30V PNP N.O.	D1B1-M3016P-O3A2	D1B2-M3025P-O3A2	3	D1B1-M3016P-O3S2 ; D1B2-M3025P-O3S2	3
DC 3 wire 10-30V PNP N.C.	D1B1-M3016P-C3A2	D1B2-M3025P-C3A2	4	D1B1-M3016P-C3S2 ; D1B2-M3025P-C3S2	4
DC 4 wire 10-30V Changeover PNP (N.O. & N.C.)	D1B1-M3016P-S4A2	D1B2-M3025P-S4A2	6	D1B1-M3016P-S4S2 ; D1B2-M3025P-S4S2	6
DC 4 wire 10-30V Changeover NPN (N.O. & N.C.)	D1B1-M3016N-S4A2	D1B2-M3025N-S4A2	5	D1B1-M3016N-S4S2 ; D1B2-M3025N-S4S2	5
DC 2 wire 10-60V N.O.	D4B1-M3016C-O2A2	D4B2-M3025C-O2A2	7	D4B1-M3016C-O2S2 ; D4B2-M3025C-O2S2	7
DC 2 wire 10-60V N.C.	D4B1-M3016C-C2A2	D4B2-M3025C-C2A2	8	D4B1-M3016C-C2S2 ; D4B2-M3025C-C2S2	8
DC 3 wire 10-55v NPN N.O.	D3B1-M3016N-O3A2	D3B2-M3025N-O3A2	1	D3B1-M3016N-O3S2 ; D3B2-M3025N-O3S2	1
DC 3 wire 10-55v NPN N.C.	D3B1-M3016N-C3A2	D3B2-M3025N-C3A2	2	D3B1-M3016N-C3S2 ; D3B2-M3025N-C3S2	2
DC 3 wire 10-55v PNP N.O.	D3B1-M3016P-O3A2	D3B2-M3025P-O3A2	3	D3B1-M3016P-O3S2 ; D3B2-M3025P-O3S2	3
DC 3 wire 10-55v PNP N.C.	D3B1-M3016P-C3A2	D3B2-M3025P-C3A2	4	D3B1-M3016P-C3S2 ; D3B2-M3025P-C3S2	4
DC 3 wire 5-36V PNP N.C.	D2B1-M3016N-O3A2	D2B2-M3025N-O3A2	1	D2B1-M3016N-O3S2 ; D2B2-M3025N-O3S2	1
DC 3 wire 5-36V PNP N.O.	D2B1-M3016N-C3A2	D2B2-M3025N-C3A2	2	D2B1-M3016N-C3S2 ; D2B2-M3025N-C3S2	2
DC 3 wire 5-36V NPN N.C.	D2B1-M3016P-O3A2	D2B2-M3025P-O3A2	3	D2B1-M3016P-O3S2 ; D2B2-M3025P-O3S2	3
DC 3 wire 5-36V NPN N.O.	D2B1-M3016P-C3A2	D2B2-M3025P-C3A2	4	D2B1-M3016P-C3S2 ; D2B2-M3025P-C3S2	4
DC 4 wire 5-36V Changeover PNP (N.O & N.C.)	D2B1-M3016P-S4A2	D2B2-M3025P-S4A2	6	D2B1-M3016P-S4S2 ; D2B2-M3025P-S4S2	6
DC 4 wire 5-36V Changeover NPN (N.O & N.C.)	D2B1-M3016N-S4A2	D2B2-M3025N-S4A2	5	D2B1-M3016N-S4S2 ; D2B2-M3025N-S4S2	5
Wiring diagram number					
Dimensions (unit: mm)					
Cable 2M (PVC)	5.8φ3x0.5or 5.8φ4x0.5		5.8φ3x0.5or 5.8φ4x0.5		
Weight	approx.217g / approx.207 g		approx.180g / approx.182 g		

Subject to modifications without notice

Tel: +86-755-2646 7962

Fax: +86-755-2646 7925

MSN: dfan852@hotmail.com

Web: www.mountiger.com

E-mail: sales@mountiger.com

QQ: 873764592


  
Sensing the future