





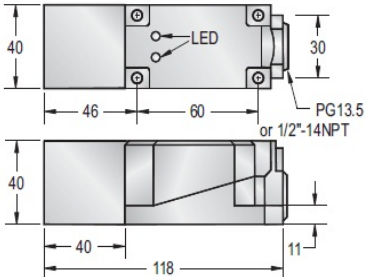
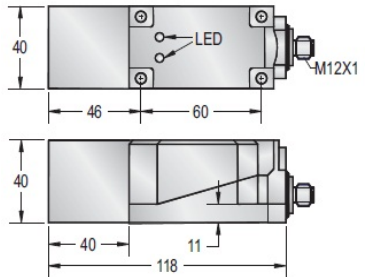


AC INDUCTIVE PROXIMITY SWITCH(Q40)

Diameter	Q40		Q40	
Shielded/non-Shielded	Non-Shielded		Shielded	
Switching Distance Sn mm	30mm		15mm	
Housing Material	PBT RESIN		PBT RESIN	
With LED/Without LED	With LED		With LED	
Picture	 		 	
Operating Voltage	20-250VAC		20-250VAC	
No Load Current	<1.8mA		<2.5mA	
Max. Load Current	400mA		400mA	
Leakge Current	<1.8mA		<2.5mA	
Surge Current	5A(20ms)		5A(20ms)	
Min. Load Current	5mA		5mA	
Voltage Drop	<8VAC AT 400mA		<8VAC AT 400mA	
Switching Frequency	<25HZ		<25HZ	
Response Time	10ms / 10ms		10ms / 10ms	
Switching Hysteresis	<15%(sr)		<15%(sr)	
Repeat Accuracy	<1.0%(sr)		<1.0%(sr)	
Protection Category	IP67		IP67	
Operating Temperature	-25 °C - +70 °C		-25 °C - +70 °C	
Temperature Drift	<10%(sr)		<10%(sr)	
Short Circuit Protection	-		-	
Material Active Face	POM		PBT	
DC 3 wire 10-30V NPN N.O.	-		-	
DC 3 wire 10-30V NPN N.C.	-		-	
DC 3 wire 10-30V PNP N.O.	-		-	
DC 3 wire 10-30V PNP N.C.	-		-	
DC 4 wire 10-30V Changeover PNP (N.O. & N.C.)	-		-	
DC 4 wire 10-30V Changeover NPN (N.O. & N.C.)	-		-	
DC 2 wire 10-60V N.O.	-		-	
DC 2 wire 10-60V N.C.	-		-	
DC 3 wire 10-55v NPN N.O.	-		-	
DC 3 wire 10-55v NPN N.C.	-		-	
DC 3 wire 10-55v PNP N.O.	-		-	
DC 3 wire 10-55v PNP N.C.	-		-	
AC 2 wire 20-250V N.O.	D7P1-Q4030A-O2B	9	D7P1-Q4015A-OEB4	52
AC 2 wire 20-250V N.C.	D7P1-Q4030A-C2B	10	D7P1-Q4015A-CEB4	52
AC 2 wire 20-250V N.O. or N.C. Changeable .	D7P1-Q4030A-A4B	21	-	
AC/DC 2 wire 20-250V N.O.	-		-	
AC/DC 2 wire 20-250V N.C.	-		-	
AC/DC 2 wire 20-250V N.O. or N.C. Changeable	-		-	
Wiring diagram number				
Dimensions (unit: mm)				
Cable 2M (PVC)				
Weight	approx.262g		approx.290g	

Subject to modifications without notice

Tel: +86-755-2646 7962

Fax: +86-755-2646 7925

MSN: dfan852@hotmail.com

Web: www.mountiger.com

E-mail: sales@mountiger.com

QQ: 873764592

