

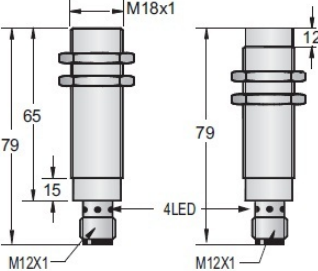
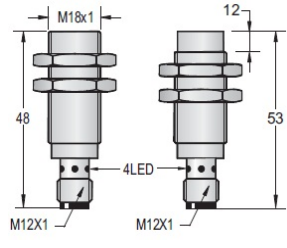


# AC/DC INDUCTIVE PROXIMITY SWITCH(M18)

| Diameter                                      | M18   |    | M18   |    |
|---|---|----|---|----|
| Shielded/non-Shielded                         | Shielded/ Non-Shielded  |    | Shielded/ Non-Shielded  |    |
| Switching Distance Sn mm                      | 8mm / 16mm  |    | 8mm / 16mm  |    |
| Housing Material                              | stainless steel or nickel plated brass  |    | stainless steel or nickel plated brass  |    |
| With LED/Without LED                          | With LED  |    | With LED  |    |
| Picture                                       |    |    |    |    |
| Operating Voltage                             | 20-250VAC/20-250VDC   |    | 20-250VAC/20-250VDC   |    |
| No Load Current                               | <2.5mA  |    | <2.5mA  |    |
| Max. Load Current                             | 200mA   |    | 200mA   |    |
| Leakge Current                                | <2.5mA  |    | <2.5mA  |    |
| Surge Current                                 | 2.2A for 20ms   |    | 2.2A for 20ms   |    |
| Min. Load Current                             | 5mA   |    | 5mA   |    |
| Voltage Drop                                  | <10VAC;8VDC   |    | <10VAC;8VDC   |    |
| Switching Frequency                           | 25HZ AC;40HZ DC   |    | 25HZ AC;40HZ DC   |    |
| Response Time                                 | 10ms / 10ms   |    | 10ms / 10ms   |    |
| Switching Hysteresis                          | <15%(sr)  |    | <15%(sr)  |    |
| Repeat Accuracy                               | <1.0%(sr)   |    | <1.0%(sr)   |    |
| Protection Category                           | IP67  |    | IP67  |    |
| Operating Temperature                         | -25 °C - +70 °C   |    | -25 °C - +70 °C   |    |
| Temperature Drift                             | <10%(sr)  |    | <10%(sr)  |    |
| Short Circuit Protection                      | YES   |    | YES   |    |
| Material Active Face                          | PBT   |    | PBT   |    |
| DC 3 wire 10-30V NPN N.O.                     | -   |    | -   |    |
| DC 3 wire 10-30V NPN N.C.                     | -   |    | -   |    |
| DC 3 wire 10-30V PNP N.O.                     | -   |    | -   |    |
| DC 3 wire 10-30V PNP N.C.                     | -   |    | -   |    |
| DC 4 wire 10-30V Changeover PNP (N.O. & N.C.) | -   |    | -   |    |
| DC 4 wire 10-30V Changeover NPN (N.O. & N.C.) | -   |    | -   |    |
| DC 2 wire 10-60V N.O.                         | -   |    | -   |    |
| DC 2 wire 10-60V N.C.                         | -   |    | -   |    |
| DC 3 wire 10-55v NPN N.O.                     | -   |    | -   |    |
| DC 3 wire 10-55v NPN N.C.                     | -   |    | -   |    |
| DC 3 wire 10-55v PNP N.O.                     | -   |    | -   |    |
| DC 3 wire 10-55v PNP N.C.                     | -   |    | -   |    |
| AC 2 wire 20-250V N.O.                        | -   |    | -   |    |
| AC 2 wire 20-250V N.C.                        | -   |    | -   |    |
| AC 2 wire 20-250V N.O. or N.C. Changeable .   | -   |    | -   |    |
| AC/DC 2 wire 20-250V N.O.                     | D8B1-M1808U-OEA4 ; D8B2-M1816U-OEA4   | 53 | D8B1-M1808U-OES4 ; D8B2-M1816U-OES4   | 53 |
| AC/DC 2 wire 20-250V N.C.                     | D8B1-M1808U-CEA4 ; D8B2-M1816U-CEA4   | 53 | D8B1-M1808U-CES4 ; D8B2-M1816U-CES4   | 53 |
| AC/DC 2 wire 20-250V N.O. or N.C. Changeable  | -   |    | -   |    |
| Wiring diagram number                         | ↑   |    | ↑   |    |
| Dimensions (unit: mm)                         |  |    |  |    |
| Cable 2M (PVC)                                | M12 connector   |    | M12 connector   |    |
| Weight  | approx.69 g / approx.68 g   |    | approx.50 g   |    |

Subject to modifications without notice

Tel: +86-755-2646 7962

Fax: +86-755-2646 7925

MSN: dfan852@hotmail.com

Web: www.mountiger.com

E-mail: sales@mountiger.com

QQ: 873764592

