




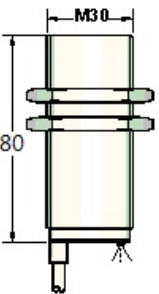
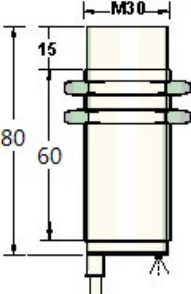


AC METAL FACE INDUCTIVE PROXIMITY SWITCH (M30)

Diameter	M30		M30	
Shielded/non-Shielded	Shielded		Non-Shielded	
Switching Distance Sn mm	10 mm		15 mm	
Housing Material	Stainless Steel		Stainless Steel	
With LED/Without LED	With LED		With LED	
Picture	 		 	
Operating Voltage	20-250VAC		20-250VAC	
No Load Current	<1.8mA		<1.8mA	
Max. Load Current	400mA		400mA	
Leakge Current	<1.8mA		<1.8mA	
Surge Current	5A(20ms)		5A(20ms)	
Min. Load Current	5mA		5mA	
Voltage Drop	<8VAC AT 400mA		<8VAC AT 400mA	
Switching Frequency	<25HZ		<25HZ	
Response Time	10ms/10ms		10ms/10ms	
Switching Hysteresis	<15%(Sr)		<15%(Sr)	
Repeat Accuracy	<1.0%(Sr)		<1.0%(Sr)	
Protection Category	IP67		IP67	
Operating Temperature	-25 °C - +75 °C		-25 °C - +75 °C	
Temperature Drift	<10%(Sr)		<10%(Sr)	
Short Circuit Protection	NO		NO	
Material Active Face	Stainless steel		Stainless steel	
DC 3 wire 10-55v NPN N.O.	-		-	
DC 3 wire 10-55v NPN N.C.	-		-	
DC 3 wire 10-55v PNP N.O.	-		-	
DC 3 wire 10-55v PNP N.C.	-		-	
AC 2 wire 20-250V N.O.	M7S1-M3010A-O3B2	11	M7S2-M3015A-O3B2	11
AC 2 wire 20-250V N.C.	M7S1-M3010A-C3B2	12	M7S2-M3015A-C3B2	12
AC 2 wire 20-250V N.O. or N.C. Changeable .	-		-	
AC/DC 2 wire 20-250V N.O.	-		-	
AC/DC 2 wire 20-250V N.C.	-		-	
AC/DC 2 wire 20-250V N.O. or N.C. Changeable	-		-	
Wiring diagram number				
Dimensions (unit: mm)				
Cable 2M (PVC)	5.8φ3x0.5		5.8φ3x0.5	
Weight	approx. 247 g		approx. 237 g	

Subject to modifications without notice

Tel: +86-755-2646 7962

Fax: +86-755-2646 7925

MSN: dfan852@hotmail.com

Web: www.mountiger.com

E-mail: sales@mountiger.com

QQ: 873764592

Mountiger
Sensing the future