





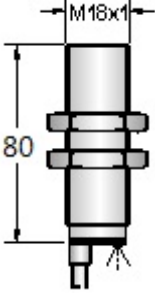
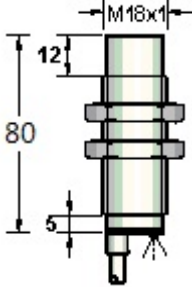


AC/DC METAL FACE INDUCTIVE PROXIMITY SWITCH (M18)

Diameter	M18		M18	
Shielded/non-Shielded	Shielded		Non-Shielded	
Switching Distance Sn mm	5 mm		8 mm	
Housing Material	Stainless Steel		Stainless Steel	
With LED/Without LED	With LED		With LED	
Picture	 		 	
Operating Voltage	20-250VAC 50-60 Hz; 20-250VDC		20-250VAC 50-60 Hz; 20-250VDC	
No Load Current	<2.5mA		<2.5mA	
Max. Load Current	200mA		200mA	
Leakge Current	<2.5mA		<2.5mA	
Surge Current	2.2A for 20ms		2.2A for 20ms	
Min. Load Current	5mA		5mA	
Voltage Drop	<=10VAC; <=8VDC		<=10VAC; <=8VDC	
Switching Frequency	25Hz AC; 40Hz DC		25Hz AC; 40Hz DC	
Response Time	10ms/10ms		10ms/10ms	
Switching Hysteresis	<15%(sr)		<15%(sr)	
Repeat Accuracy	<1.0%(sr)		<1.0%(sr)	
Protection Category	IP67		IP67	
Operating Temperature	-25 °C - +75 °C		-25 °C - +75 °C	
Temperature Drift	<10%(sr)		<10%(sr)	
Short Circuit Protection	NO		NO	
Material Active Face	Stainless steel		Stainless steel	
DC 3 wire 10-55v NPN N.O.	-		-	
DC 3 wire 10-55v NPN N.C.	-		-	
DC 3 wire 10-55v PNP N.O.	-		-	
DC 3 wire 10-55v PNP N.C.	-		-	
AC 2 wire 20-250V N.O.	-		-	
AC 2 wire 20-250V N.C.	-		-	
AC 2 wire 20-250V N.O. or N.C. Changeable .	-		-	
AC/DC 2 wire 20-250V N.O.	M7S1-M1805U-O3B2	15	M7S2-M1808U-O3B2	15
AC/DC 2 wire 20-250V N.C.	M7S1-M1805U-C3B2	16	M7S2-M1808U-C3B2	16
AC/DC 2 wire 20-250V N.O. or N.C. Changeable	-		-	
Wiring diagram number				
Dimensions (unit: mm)				
Cable 2M (PVC)	5.8φ3x0.5		5.8φ3x0.5	
Weight	approx. 161 g		approx. 160 g	

Subject to modifications without notice

Tel: +86-755-2646 7962

Fax: +86-755-2646 7925

MSN: dfan852@hotmail.com

Web: www.mountiger.com

E-mail: sales@mountiger.com

QQ: 873764592

