



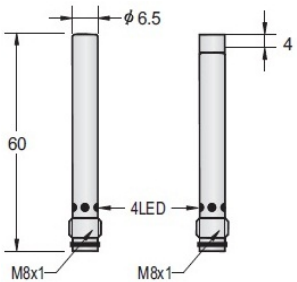
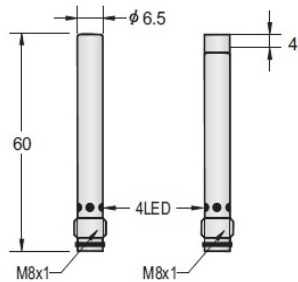


DC CAPACITIVE PROXIMITY SWITCH($\phi 6.5$)

| Diameter | $\phi 6.5$ | | | $\phi 6.5$ | | |
|---|---|-----------------------------|---|---|-----------------------------|---|
| Shielded/non-Shielded | Shielded/ Non-Shielded | | | Shielded/ Non-Shielded | | |
| Switching Distance Sn mm | 1mm / 2mm | | | 2mm / 4mm | | |
| Housing Material | nickel palated brass | | | nickel palated brass | | |
| With LED/Without LED | With LED | | | With LED | | |
| Picture |  | | |  | | |
| Operating Voltage | 10-30VDC | | | 10-30VDC | | |
| Ripple | <10% | | | <10% | | |
| No Load Current | <10MA | | | <10MA | | |
| Max. Load Current | 200mA | | | 200mA | | |
| Leakge Current | <0.01mA | | | <0.01mA | | |
| Voltage Drop | < 2VDC | | | < 2VDC | | |
| Switching Frequency | 100HZ | | | 50HZ | | |
| Switching Hysteresis | <15%(sr) | | | <15%(sr) | | |
| Repeat Accuracy | <5%(sr) | | | <5%(sr) | | |
| Protection Category | IP67 | | | IP67 | | |
| Operating Temperature | -25 °C - +70 °C | | | -25 °C - +70 °C | | |
| Temperature Drift | <10%(sr) | | | <10%(sr) | | |
| Short Circuit Protection | YES | | | YES | | |
| Overload Trip Point | 220mA | | | 220mA | | |
| Material Active Face | POM | | | POM | | |
| DC 3 wire 10-30V NPN N.O. | C1B1- $\phi 6.501N$ -OPA3 | ∣ C1B2- $\phi 6.502N$ -OPA3 | 1 | C1B1- $\phi 6.502N$ -OPS3 | ∣ C1B2- $\phi 6.504N$ -OPS3 | 1 |
| DC 3 wire 10-30V NPN N.C. | C1B1- $\phi 6.501N$ -CPA3 | ∣ C1B2- $\phi 6.502N$ -CPA3 | 2 | C1B1- $\phi 6.502N$ -CPS3 | ∣ C1B2- $\phi 6.504N$ -CPS3 | 2 |
| DC 3 wire 10-30V PNP N.O. | C1B1- $\phi 6.501P$ -OPA3 | ∣ C1B2- $\phi 6.502P$ -OPA3 | 3 | C1B1- $\phi 6.502P$ -OPS3 | ∣ C1B2- $\phi 6.504P$ -OPS3 | 3 |
| DC 3 wire 10-30V PNP N.C. | C1B1- $\phi 6.501P$ -CPA3 | ∣ C1B2- $\phi 6.502P$ -CPA3 | 4 | C1B1- $\phi 6.502P$ -CPS3 | ∣ C1B2- $\phi 6.504P$ -CPS3 | 4 |
| DC 4 wire 10-30V Changeover PNP (N.O. & N.C.) | - | - | - | - | - | - |
| DC 4 wire 10-30V Changeover NPN (N.O. & N.C.) | - | - | - | - | - | - |
| DC 2 wire 10-60V N.O. | - | - | - | - | - | - |
| DC 2 wire 10-60V N.C. | - | - | - | - | - | - |
| DC 3 wire 10-55v NPN N.O. | - | - | - | - | - | - |
| DC 3 wire 10-55v NPN N.C. | - | - | - | - | - | - |
| DC 3 wire 10-55v PNP N.O. | - | - | - | - | - | - |
| DC 3 wire 10-55v PNP N.C. | - | - | - | - | - | - |
| DC 3 wire 5-36V PNP N.C. | - | - | - | - | - | - |
| DC 3 wire 5-36V PNP N.O. | - | - | - | - | - | - |
| DC 3 wire 5-36V NPN N.C. | - | - | - | - | - | - |
| DC 3 wire 5-36V NPN N.O. | - | - | - | - | - | - |
| DC 4 wire 5-36V Changeover PNP (N.O & N.C.) | - | - | - | - | - | - |
| DC 4 wire 5-36V Changeover NPN (N.O & N.C.) | - | - | - | - | - | - |
| Wiring diagram number |  | | |  | | |
| Dimensions (unit: mm) |  | | |  | | |
| Cable 2M (PVC) | M8 connector | | | M8 connector | | |
| Weight | approx.17 g /approx.16 g | | | approx.17 g /approx.16 g | | |

Subject to modifications without notice

Tel: +86-755-2646 7962

Fax: +86-755-2646 7925

MSN: dfan852@hotmail.com

Web: www.mountiger.com

E-mail: sales@mountiger.com

QQ: 873764592

Mountiger
Sensing the future