





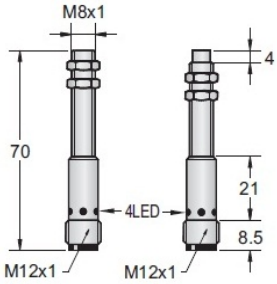
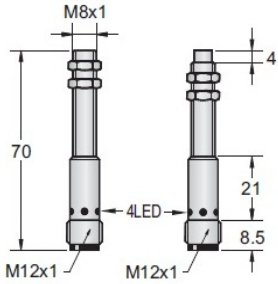


# DC CAPACITIVE PROXIMITY SWITCH(M8)

Diameter	M8			M8		
Shielded/non-Shielded	Shielded/ Non-Shielded			Shielded/ Non-Shielded		
Switching Distance Sn mm	1mm / 2mm			2mm / 4mm		
Housing Material	nickel palated brass			nickel palated brass		
With LED/Without LED	With LED			With LED		
Picture	 			 		
Operating Voltage	10-30VDC			10-30VDC		
Ripple	<10%			<10%		
No Load Current	<10MA			<10MA		
Max. Load Current	200mA			200mA		
Leakge Current	<0.01mA			<0.01mA		
Voltage Drop	< 2VDC			< 2VDC		
Switching Frequency	100HZ			50HZ		
Switching Hysteresis	<15%(sr)			<15%(sr)		
Repeat Accuracy	<5%(sr)			<5%(sr)		
Protection Category	IP67			IP67		
Operating Temperature	-25 °C - +70 °C			-25 °C - +70 °C		
Temperature Drift	<10%(sr)			<10%(sr)		
Short Circuit Protection	YES			YES		
Overload Trip Point	220mA			220mA		
Material Active Face	POM			POM		
DC 3 wire 10-30V NPN N.O.	C1B1-M0801N-OEA4	C1B2-M0802N-OEA4	31	C1B1-M0802N-OEA4	C1B2-M0804N-OEA4	31
DC 3 wire 10-30V NPN N.C.	C1B1-M0801N-CEA4	C1B2-M0802N-CEA4	32	C1B1-M0802N-CEA4	C1B2-M0804N-CEA4	32
DC 3 wire 10-30V PNP N.O.	C1B1-M0801P-OEA4	C1B2-M0802P-OEA4	33	C1B1-M0802P-OEA4	C1B2-M0804P-OEA4	33
DC 3 wire 10-30V PNP N.C.	C1B1-M0801P-CEA4	C1B2-M0802P-CEA4	34	C1B1-M0802P-CEA4	C1B2-M0804P-CEA4	34
DC 4 wire 10-30V Changeover PNP (N.O. & N.C.)	-	-	-	-	-	-
DC 4 wire 10-30V Changeover NPN (N.O. & N.C.)	-	-	-	-	-	-
DC 2 wire 10-60V N.O.	-	-	-	-	-	-
DC 2 wire 10-60V N.C.	-	-	-	-	-	-
DC 3 wire 10-55v NPN N.O.	-	-	-	-	-	-
DC 3 wire 10-55v NPN N.C.	-	-	-	-	-	-
DC 3 wire 10-55v PNP N.O.	-	-	-	-	-	-
DC 3 wire 10-55v PNP N.C.	-	-	-	-	-	-
DC 3 wire 5-36V PNP N.C.	-	-	-	-	-	-
DC 3 wire 5-36V PNP N.O.	-	-	-	-	-	-
DC 3 wire 5-36V NPN N.C.	-	-	-	-	-	-
DC 3 wire 5-36V NPN N.O.	-	-	-	-	-	-
DC 4 wire 5-36V Changeover PNP (N.O & N.C.)	-	-	-	-	-	-
DC 4 wire 5-36V Changeover NPN (N.O & N.C.)	-	-	-	-	-	-
Wiring diagram number						
Dimensions (unit: mm)						
Cable 2M (PVC)	M12 connector			M12 connector		
Weight	approx.22 g /approx.21 g			approx.22 g /approx.21 g		

Subject to modifications without notice

Tel: +86-755-2646 7962

Fax: +86-755-2646 7925

MSN: dfan852@hotmail.com

Web: www.mountiger.com

E-mail: sales@mountiger.com

QQ: 873764592

