

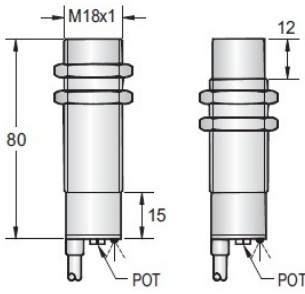
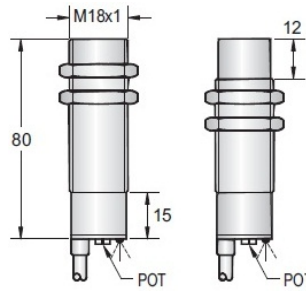


DC CAPACITIVE PROXIMITY SWITCH(M18)

Diameter	M18			M18		
Shielded/non-Shielded	Shielded/ Non-Shielded			Shielded/ Non-Shielded		
Switching Distance Sn mm	2-8mm adjustable / 2-15mm adjustable			2-8mm adjustable / 2-15mm adjustable		
Housing Material	nickel palated brass			PBT RESIN		
With LED/Without LED	With LED			With LED		
Picture						
Operating Voltage	10-30VDC			10-30VDC		
Ripple	<10%			<10%		
No Load Current	<10mA			<10mA		
Max. Load Current	200mA			200mA		
Leakge Current	<0.01mA			<0.01mA		
Voltage Drop	< 2VDC			< 2VDC		
Switching Frequency	100HZ			100HZ		
Switching Hysteresis	<15%(sr)			<15%(sr)		
Repeat Accuracy	<5%(sr)			<5%(sr)		
Protection Category	IP67			IP67		
Operating Temperature	-25 °C - +70 °C			-25 °C - +70 °C		
Temperature Drift	<10%(sr)			<10%(sr)		
Short Circuit Protection	YES			YES		
Overload Trip Point	350mA			350mA		
Material Active Face	PBT			PBT		
DC 3 wire 10-30V NPN N.O.	C1B1-M1808N-O3A2	∣ C1B2-M1815N-O3A2	1	C1P1-M1808N-O3A2	∣ C1P2-M1815N-O3A2	1
DC 3 wire 10-30V NPN N.C.	C1B1-M1808N-C3A2	∣ C1B2-M1815N-C3A2	2	C1P1-M1808N-C3A2	∣ C1P2-M1815N-C3A2	2
DC 3 wire 10-30V PNP N.O.	C1B1-M1808P-O3A2	∣ C1B2-M1815P-O3A2	3	C1P1-M1808P-O3A2	∣ C1P2-M1815P-O3A2	3
DC 3 wire 10-30V PNP N.C.	C1B1-M1808P-C3A2	∣ C1B2-M1815P-C3A2	4	C1P1-M1808P-C3A2	∣ C1P2-M1815P-C3A2	4
DC 4 wire 10-30V Changeover PNP (N.O. & N.C.)	C1B1-M1808P-S4A2	∣ C1B2-M1815P-S4A2	6	C1P1-M1808P-S4A2	∣ C1P2-M1815P-S4A2	6
DC 4 wire 10-30V Changeover NPN (N.O. & N.C.)	C1B1-M1808N-S4A2	∣ C1B2-M1815N-S4A2	5	C1P1-M1808N-S4A2	∣ C1P2-M1815N-S4A2	5
DC 2 wire 10-60V N.O.	-	-	-	-	-	-
DC 2 wire 10-60V N.C.	-	-	-	-	-	-
DC 3 wire 10-55v NPN N.O.	-	-	-	-	-	-
DC 3 wire 10-55v NPN N.C.	-	-	-	-	-	-
DC 3 wire 10-55v PNP N.O.	-	-	-	-	-	-
DC 3 wire 10-55v PNP N.C.	-	-	-	-	-	-
DC 3 wire 5-36V PNP N.C.	-	-	-	-	-	-
DC 3 wire 5-36V PNP N.O.	-	-	-	-	-	-
DC 3 wire 5-36V NPN N.C.	-	-	-	-	-	-
DC 3 wire 5-36V NPN N.O.	-	-	-	-	-	-
DC 4 wire 5-36V Changeover PNP (N.O & N.C.)	-	-	-	-	-	-
DC 4 wire 5-36V Changeover NPN (N.O & N.C.)	-	-	-	-	-	-
Wiring diagram number	↑			↑		
Dimensions (unit: mm)						
Cable 2M (PVC)	4φ3x0.34			4φ3x0.34		
Weight	approx. 115g / approx.110g			approx. 92g / approx. 94g		

Subject to modifications without notice

Tel: +86-755-2646 7962

Fax: +86-755-2646 7925

MSN: dfan852@hotmail.com

Web: www.mountiger.com

E-mail: sales@mountiger.com

QQ: 873764592

Mountiger
Sensing the future