

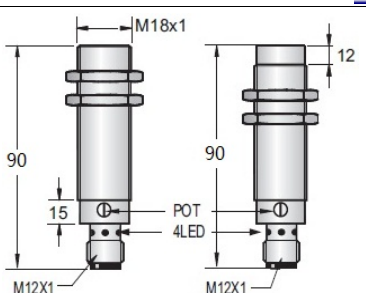
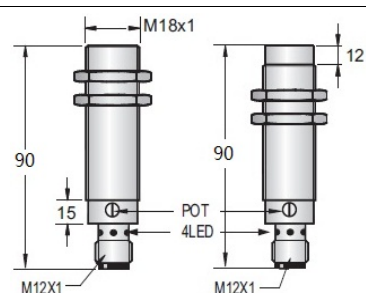


DC CAPACITIVE PROXIMITY SWITCH(M18)

Diameter	M18			M18		
Shielded/non-Shielded	Shielded/ Non-Shielded			Shielded/ Non-Shielded		
Switching Distance Sn mm	2-16mm adjustable / 2-25mm adjustable			2-16mm adjustable / 2-25mm adjustable		
Housing Material	nickel palated brass			PBT RESIN		
With LED/Without LED	With LED			With LED		
Picture						
Operating Voltage	10-30VDC			10-30VDC		
Ripple	<10%			<10%		
No Load Current	<10mA			<10mA		
Max. Load Current	200mA			200mA		
Leakge Current	<0.01mA			<0.01mA		
Voltage Drop	< 2VDC			< 2VDC		
Switching Frequency	50HZ			50HZ		
Switching Hysteresis	<15%(sr)			<15%(sr)		
Repeat Accuracy	<5%(sr)			<5%(sr)		
Protection Category	IP67			IP67		
Operating Temperature	-25 °C - +70 °C			-25 °C - +70 °C		
Temperature Drift	<10%(sr)			<10%(sr)		
Short Circuit Protection	YES			YES		
Overload Trip Point	350mA			350mA		
Material Active Face	PBT			PBT		
DC 3 wire 10-30V NPN N.O.	C1B1-M1816N-OEA4	C1B2-M1825N-OEA4	31	C1P1-M1816N-OEA4	C1P2-M1825N-OEA4	31
DC 3 wire 10-30V NPN N.C.	C1B1-M1816N-CEA4	C1B2-M1825N-CEA4	32	C1P1-M1816N-CEA4	C1P2-M1825N-CEA4	32
DC 3 wire 10-30V PNP N.O.	C1B1-M1816P-OEA4	C1B2-M1825P-OEA4	33	C1P1-M1816P-OEA4	C1P2-M1825P-OEA4	33
DC 3 wire 10-30V PNP N.C.	C1B1-M1816P-CEA4	C1B2-M1825P-CEA4	34	C1P1-M1816P-CEA4	C1P2-M1825P-CEA4	34
DC 4 wire 10-30V Changeover PNP (N.O. & N.C.)	C1B1-M1816P-SEA4	C1B2-M1825P-SEA4	36	C1P1-M1816P-SEA4	C1P2-M1825P-SEA4	36
DC 4 wire 10-30V Changeover NPN (N.O. & N.C.)	C1B1-M1816N-SEA4	C1B2-M1825N-SEA4	35	C1P1-M1816N-SEA4	C1P2-M1825N-SEA4	35
DC 2 wire 10-60V N.O.	-	-	-	-	-	-
DC 2 wire 10-60V N.C.	-	-	-	-	-	-
DC 3 wire 10-55v NPN N.O.	-	-	-	-	-	-
DC 3 wire 10-55v NPN N.C.	-	-	-	-	-	-
DC 3 wire 10-55v PNP N.O.	-	-	-	-	-	-
DC 3 wire 10-55v PNP N.C.	-	-	-	-	-	-
DC 3 wire 5-36V PNP N.C.	-	-	-	-	-	-
DC 3 wire 5-36V PNP N.O.	-	-	-	-	-	-
DC 3 wire 5-36V NPN N.C.	-	-	-	-	-	-
DC 3 wire 5-36V NPN N.O.	-	-	-	-	-	-
DC 4 wire 5-36V Changeover PNP (N.O & N.C.)	-	-	-	-	-	-
DC 4 wire 5-36V Changeover NPN (N.O & N.C.)	-	-	-	-	-	-
Wiring diagram number	↑			↑		
Dimensions (unit: mm)						
Cable 2M (PVC)	-			-		
Weight	approx. 82g			approx. 79g		

Subject to modifications without notice

Tel: +86-755-2646 7962

Fax: +86-755-2646 7925

MSN: dfan852@hotmail.com

Web: www.mountiger.com

E-mail: sales@mountiger.com

QQ: 873764592


 Sensing the future