





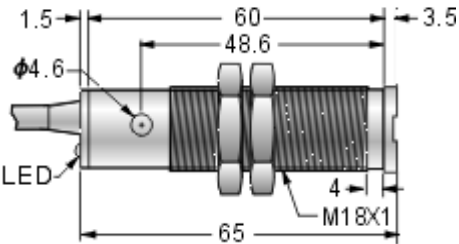
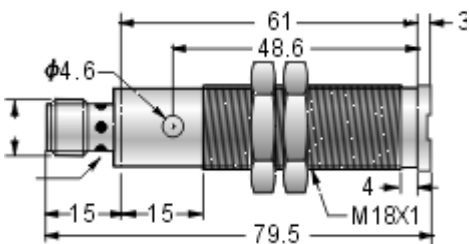


AC 24-240VAC PHOTOELECTRIC SENSOR (FM18)

Type	FM18		FM18		
Sensing Mode	Through-beam mode		Through-beam mode		
Sensing Picture					
Switching Distance (Sn)	15M		15M		
Picture					
Nominal Voltage	24-240VAC		24-240VAC		
Residual Ripple	<10%		<10%		
Tolerance	±10%Sn		±10%Sn		
Hysteresis	10%		10%		
Emission	Infrared(880nm)		Infrared(880nm)		
Output	AC non-contact (MOSFET Output)		AC non-contact (MOSFET Output)		
Contact	Light ON or Dark ON		Light ON or Dark ON		
Max. Output Current	200mA		200mA		
No Load Current	5mA or less		30mA or less		
Voltage Drop(Sensor On)					
Sensitivity Adjustment	Trimmer 1 turn		Trimmer 1 turn		
Response Time	15mS		1mS		
Short Circuit Protection					
Electric Protections					
Temperature Limits	-25 ~ +55℃		-25 ~ +55℃		
Ambient Humidity	35 to 85% RH		35 to 85% RH		
Light Immunity	>10.000Lux		>10.000Lux		
Protection Degree	IP67		IP67		
Housing Material	PBT Plastic or Nickel Plated Brass		PBT Plastic or Nickel Plated Brass		
Sensing object	φ8mm or more		φ8mm or more		
Brass Housing	Emitter	F2BT-M18015MAE-I2B2	A35	F2BT-M18015MAE-IEB4	A36
	Light ON	F2BT-M18015MAL-I3A2	A33	F2BT-M18015MAL-IEA4	A34
	Dark ON	F2BT-M18015MAD-I3A2	A33	F2BT-M18015MAD-IEA4	A34
Plastic Housing	Emitter	F2PT-M18015MAE-I2B2	A35	F2PT-M18015MAE-IEB4	A36
	Light ON	F2PT-M18015MAL-I3A2	A33	F2PT-M18015MAL-IEA4	A34
	Dark ON	F2PT-M18015MAD-I3A2	A33	F2PT-M18015MAD-IEA4	A34
Wiring Diagram					
Dimensions (unit: mm)					
Terminal Version	2M PVC (3x0.15mm ²)		M12 Euro Style		
Weight	Approx.112g		Approx.75g		

Subject to modifications without notice

Tel: +86-755-2646 7962

Fax: +86-755-2646 7925

MSN: dfan852@hotmail.com

Web: www.mountiger.com

E-mail: sales@mountiger.com

QQ: 873764592

Mountiger
Sensing the future